



Australian Baseball Federation 2014-15 Annual Report

Contents

President and CEO Report	3
Message from the ASC.....	5
Structure and Personnel.....	6

Financial Reports.....10

Directors' Report	
Directors' Declaration	
Independent Auditor's Report	
Auditor Independence Declaration	
Income Statement	
Balance Sheet	
Equity Statement	
Cashflow Statement	
Notes	

Business Operations.....28

Baseball Operations	
Marketing and Communications	
Commercial	
Hall of Fame and Award Winners	
ABL End of Year Report	

President & CEO Report

It is with pleasure that we present the 2014/15 Australian Baseball Federation Annual Report.

Several key indicators show that our game is in good health as we continue to grow our participation base, our professional league in the Australian Baseball League (ABL) and to compete on the global sporting stage.

Who will ever forget the great spectacle that was the MLB Opening Series hosted in late March 2014 in Sydney at the SCG. The legacy of the Opening Series continued to burn bright in 2014/15 with increased numbers across all our key metrics: Club Membership (participation), Exposure (interest in the game), ABL attendance and membership, and ABL media profile.

The MLB Opening Series remains on the agenda to potentially return to Australia in 2018, which would provide further brand leverage opportunities for ABF.



2014/15 was a hallmark occasion for our sport, surpassing 50,000 full active members for the first time in our history (final full active memberships: 53,986). This unprecedented growth is a terrific achievement by all involved in our sport.

This is our 8th consecutive year of membership growth at a time when traditional sporting membership continues to decline in Australia, as well as globally. Baseball in Australia continues to attract more and more members to its grassroots clubs.

T-Ball is an important element in grass-roots participation, but for the most part has been a largely unregulated school and community based activity/sport. With this in mind, BA was able to secure funding from the ASC to investigate the market sizing of T-Ball. The opportunity that exists for the growth of our game through formalising these channels is significant, and this will be an important project for BA moving forward.

Digital engagement continues to be a priority for ABF and the ABL, and the launch of ABL TV has been a great success. Live streaming of games on the ABL YouTube channel has attracted over 2.4M views and has provided unprecedented access to live games.

With the Bendigo Bank Australian Little League Championship now well established, the introduction of the Australian Junior League Championship, hosted at the Gold Coast, continued to build the pathway in Australian Baseball. Tournament winners Perth Metro Central Firebirds qualified to represent Australia at the Asia Pacific Championship in Saipan, finishing a very respectable third. In further recognition of the development and significance of Little League, Lismore City Council signed a 3-year agreement to secure the hosting of the Bendigo Bank Australian Little League Championship.

As reported in last year's annual report our woman's national team, The Emeralds, won Bronze at the 2014 WBSC Women's Baseball World Cup in September, in Miyazaki, Japan. The Australian Junior International program also had success, with the U18 National Team achieving a fourth place in the 2015 U18 WBSC World Cup in August, Osaka, Japan.

The ABL completed its 5th season and continues to build on its success. The League remains the primary driver of participation and growth for baseball in Australia.

Congratulations goes to the champions Perth Heat for a hard fought ABL Championship series win – defeating Minor Premiers Adelaide Bite on their home soil.

Special thanks all the State GMs and dedicated staff, together with the various Advisory Boards and State Associations for all of their efforts in continuing to help the ABL succeed.

While pressure from reduced government funding continues to have an impact on the sport, BA's financial position remains healthy. Members accumulated funds increased by 19% to \$1.692M and we recorded a net profit of \$273,569 (keeping in mind that the ABF's investment in the ABL continues to be treated as a loan, as opposed to an operating expense, and that loan sits on the balance sheet). The ABF continues to operate as a responsible and sustainable entity, ensuring members funds are expended ethically and in line with the board approved strategic direction.

The World Baseball and Softball Confederation (WBSC) continues to work tirelessly on baseball's re-admission into the Olympic Games. Getting back onto the Olympic Program remains a significant challenge for baseball, however, we expect a decision for our inclusion to be made on the 2020 Olympic Games at the General Assembly of the IOC in August 2016.

In closing, we'd like to make special mention of those that help deliver our sport, week-in, week-out. Without your support our sport wouldn't be what it is:

- Our volunteers who work long, tiring hours for very little acknowledgement, but who simply want to give their time to the sport they love;
- Our principal partner the Australian Sports Commission for their ongoing investment and support in helping us build baseball in Australia;
- Our major partner, Major League Baseball, for 2 decades of support of every level of the Australian Baseball pathway. No other sport in Australia has the type of relationship with an international professional league, that we enjoy with MLB, and we are indebted to them for all they have done for Australian Baseball;
- Our other great partners including Majestic Athletic, New Era, Virgin Australia and Fielders Choice;
- Our State and Territory bodies who do a great job at the coalface of our servicing and delivery efforts;
- The ABF Board for their ongoing commitment and contributions;
- The ABF staff for their endless enthusiasm and excellent work.

Next year promises to be an exciting year for baseball and we look forward to continuing to lead this great game towards another consecutive year of membership growth and further developing our game as a main-stream Australian sport.



A handwritten signature in black ink, appearing to read 'D. Hynes'.

David Hynes
President



A handwritten signature in black ink, appearing to read 'Brett Pickett'.

Brett Pickett
Chief Executive Officer

Message from the Australian Sports Commission

The past year has seen considerable success and progress for Australian sport, as the Australian Sports Commission (ASC) and national sporting organisations (NSOs) continue to build on our nation's proud sporting tradition.

The Government's 2014–15 investment of nearly \$120 million into Australian sport continues to be refined to ensure funding is aligned to sports with the greatest potential to contribute to Australia's Winning Edge 2012–2022 targets, and drive greater participation outcomes for sport.

The sporting landscape has changed rapidly in recent years, as have the options for people's scarce leisure time. More than ever before, sport faces tough competition for our attention from electronic media and other sedentary pursuits.

In March the Commission launched Play.Sport.Australia. — our plan to help NSOs build participation in sport and make sure all Australians enjoy its benefits. Sports have the opportunity to attract more than 4.5 million Australians into their communities. It's important that we work together to ensure that more Australians, particularly young Australians, participate in sport more often and that we have strong sporting organisations that deliver the products and opportunities Australians want.

Other highlights in 2014-15 have included:

- The transition to Sporting Schools and the development of its website — the main portal for sporting organisations, schools, coaches and parents to access this \$100 million program which aims to reach more than 850,000 children.
- The development of the AusPlay survey — The ASC has committed to introducing a new national survey to better understand how Australians engage with, and play sport. Good decisions require good data and this initiative by the ASC is critical.

Through Australia's Winning Edge we will continue to give our athletes the best chances at international success.

So now, more than ever, we have a clear plan to make sure all Australians enjoy sport and maximise our chances of success. On behalf of the ASC I thank you for your hard work in helping us achieve these goals and I look forward to working with you in to the future.



John Wylie AM

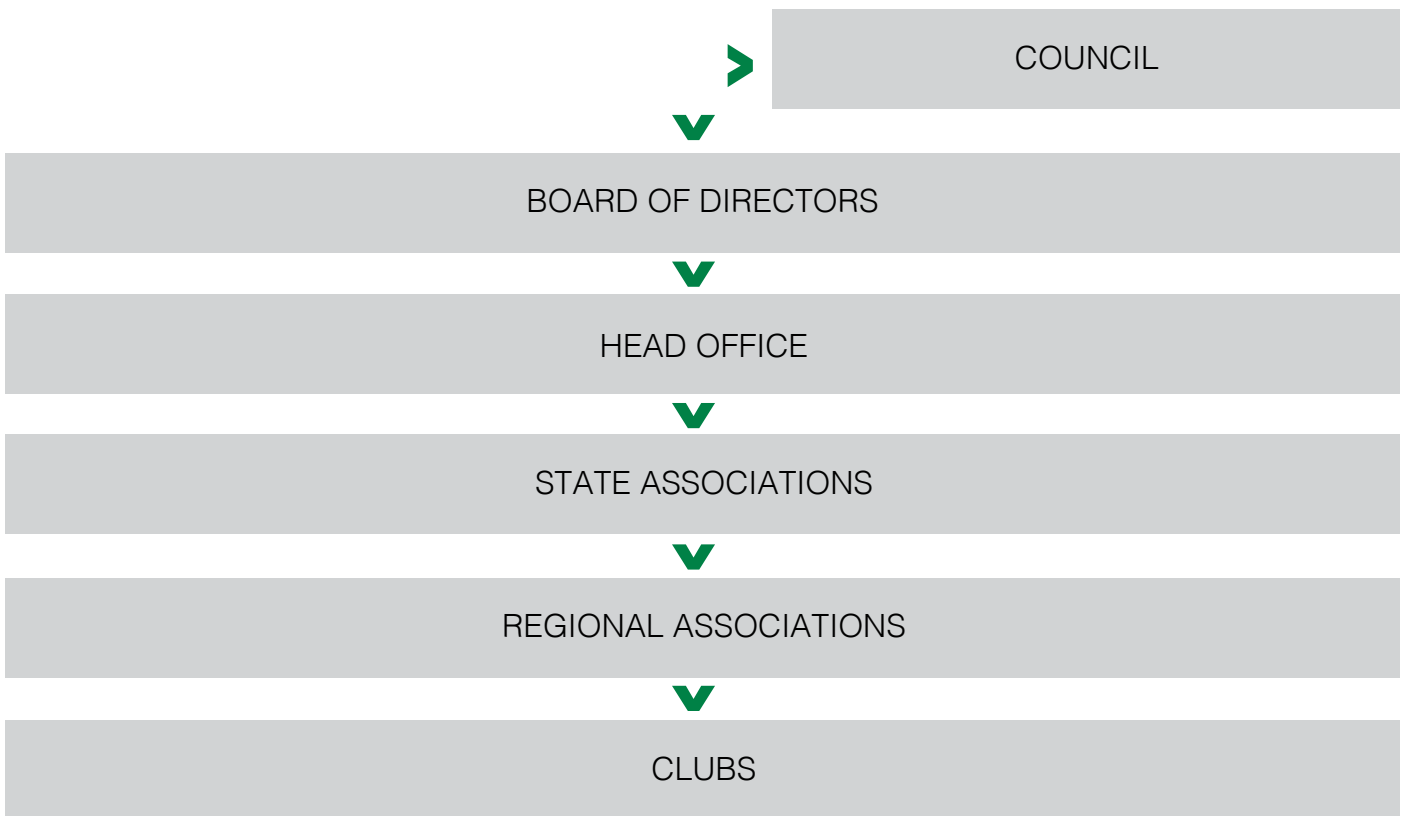
Chair

Australian Sports Commission

Structure & Personnel

Baseball Australia is governed by an independent Board of Directors and is administered by a Chief Executive Officer and a team of employees who are responsible for the day-to-day delivery of our core operational areas of the ABL, participation, high performance, business development and finance.

Organisation Structure



Board of Directors

David Hynes

President/Chairman
Portfolios: Baseball Operations, Olympics

Geoff Pearce

Portfolios: ABL and Commercial
Resigned February 2015

Yasmine Gray

Portfolio: Marketing & Communications

Craig Shipley

Portfolios: High Performance, Baseball Operations
Appointed December 2013
Resigned January 2015

Evan Stewart

Deputy Chairman
Portfolios: Participations and Baseball Operations (Committee Chairman)
Resigned June 2015

Peter Williams

Portfolios: Finance, Commerce, Heritage Committee (Chairman)

Rob Sadler

Portfolios: Legal and Governance

Geoff Hooker

Portfolios: Commercial
Appointed April 2015

Brett Pickett

Chief Executive Officer

Management & Staff

Chief Executive Officer

Brett Pickett

Financial Controller

Kerran Evans (Joint-ABL role)

Office & Administration Coordinator

Melinda Baxter

Baseball Operations

General Manager

Justin Drew

Baseball Operations Coordinator

Mathew Sundstrom

Head of Coach & Officials Development

Peter Gahan

Head of Facility Development

Daniel Amodio (Joint-ABL role)

Technical Officials Manager

Geoff Robertson (Part-time) *until July 2014*

Men's National Team Coach

Jon Deeble

Player Development Coordinator

Bill O'Sullivan (Part-time) *until July 2014*

Women's National Team Coach

Simone Wearne

Baseball Operations Coordinator

Cassandra Sedgman *until June 2015*

Marketing, Communications & Partnerships

Head of Marketing & Communications

Trish Quayle

Head of Corporate Partnerships

Alex Pellerano (Joint-ABL role)

Marketing Coordinator

Kerryn Costello *until March 2015*

Marketing, Membership & Participation Coord.

Miranda Frisken *appointed July 2015*

Member Associations

Baseball Australia is made up of seven (7) State and Territory member associations. Each of our State and Territory members play a vital role in the development and delivery of our sport.

The State Council consists of a representative from each State and Territory, ultimately the President or Commissioner as highlighted below



BASEBALL CANBERRA

Commissioner: Theo Vassalakis (Council)
Chief Executive Officer: Donn McMichael
General Manager: Tom Vincent
www.act.baseball.com.au



BASEBALL NORTHERN TERRITORY

President: Michael Bongiorno (Council)
Executive Officer: Lisa Hooley
www.nt.baseball.com.au



BASEBALL WESTERN AUSTRALIA

Chairman: Stephen Byrne (Council)
General Manager: Lachlan Dale
www.wa.baseball.com.au



BASEBALL SOUTH AUSTRALIA

President: Mark Snelgrove (Council)
Chief Executive Officer: Renae Roach until July 2014
Nathan Davison from July 2014
www.baseballsa.com.au



BASEBALL NEW SOUTH WALES

Chairman: Ray Vercoe (Council)
Chief Executive Officer: Tim Harradine until Sep 2014
Mark Marino
www.nsw.baseball.com.au



BASEBALL QUEENSLAND

Commissioner: Bruce Mutch until Oct 2014
Robert Wesener (Council)
Chief Executive Officer: Colin Dick
www.qld.baseball.com.au



BASEBALL VICTORIA

President: Clayton Crameri (Council)
Chief Executive Officer: Neale Price
www.baseballvictoria.com.au

Committees

Baseball Operations

Brett Pickett (BA)
 Craig Shipley (Board) (until Jan 2015)
 Justin Drew (BA)
 Phil Dale (VIC)
 Jon Deeble (QLD)
 Peter Gahan (BA)
 Evan Stewart (Board) (until June 2015)
 Geoff Robertson (BA) (until July 2014)
 Ben Foster (ABL)
 Dean White (WA)

Heritage Committee

Peter Williams (Board)
 Geoff Robertson (BA) (until July 2014)
 Robert Moden (BA – Heritage
 Committee Coordinator)
 Kevin Cantwell (QLD)
 Hartley Anderson
 Lionel Harris (NSW)
 Peter Dihm (VIC)
 Robert Laidlaw (SA)
 Doug Corker (WA)

Umpire Development

Geoff Robertson (Secretary)
 (until July 2014)
 Peter Gahan (Secretary) (from July 2014)
 Ian McKenzie (VIC)
 David Gripper (WA)
 Paul Latta (QLD)
 Trent Thomas (NSW)
 Matthew Pearson (ACT)
 Neil Poulton (SA)

State Directors of Scoring

Vicki Beard (ACT)
 Sue McCollough (NSW)
 Libby Williams (NT)
 Sharon Butty (QLD)
 Michele Winther (VIC)
 Natalie Todd (WA)
 Vicky West (SA)

Council of Australian Baseball Scorers (CABS)

Technical Commission

Robyn Karlsen
 Steve Eads
 Meri Brearley
 Lorraine Dunn



Life Members

1957 - Mr Reg E Darling*
 1976 - Mr G C (Don) Mould*
 1977 - Mr J B (John) Hollander OBE*
 1977 - Mr E (Tim) Bassingthwaighte
 1978 - Mr Robert (Bob) J Black*
 1985 - Mr John Anderson
 1992 - Mr Neville Pratt OAM*
 1993 - Mr Kingsley Wellington
 2000 - Mr Ken Douglass
 2000 - Mr Peter Dihm

2001 - Ms Jan Thurley
 2003 - Mr Ross Straw*
 2003 - Mr Rodney Byrne OAM*
 2004 - Mr Ian Ross
 2005 - Mr Alan Waldron
 2009 - Mr Ron Morgan*
 2011 - Mr Mark Peters
 2013 – Geoff Pearce
 2013 – Ron Finlay

**Denotes deceased*

Financial Reports

11. Directors' Report

13. Directors' Declaration

14. Independent Auditor's Report

15. Independence Declaration

16. Income Statement

17. Balance Sheet

18. Equity Statement

19. Cashflow Statement

20. Notes

Directors' Report

In accordance with a resolution of the Board of Directors, the Directors present their financial report of Australian Baseball Federation Inc. ("ABF") for the year ended 30 June 2015 and the state of Australian Baseball Federation Inc. financial affairs as at that date.

Board Members

The following persons held office as board members of the ABF during the period or since the end of the year and up to the date of this paper.

David Hynes	President	
Geoff Pearce	Director	(Resigned 28 February 2015)
Craig Shipley	Director	(Resigned 27 March 2015)
Peter Williams	Director	
Evan Stewart	Director	(Resigned 6 June 2015)
Yasmine Gray	Director	
Rob Sadler	Director	
Geoff Hooker	Director	(Appointed 23 April 2015)
Brett Pickett	Chief Executive Officer	

Board Meetings

During the year, five board meetings were held.

<i>Board Member</i>	<i>Meetings Attended</i>
David Hynes	4
Geoff Pearce	2
Craig Shipley	2
Peter Williams	4
Evan Stewart	3
Yasmine Gray	4
Rob Sadler	4
Geoff Hooker	1
Brett Pickett	4

Principal Activities

The general activities of ABF are set out throughout this Annual Report and there were no significant changes from the principal mission "to provide national leadership and a national framework for harnessing the energies of the many baseball people and organisation throughout Australia with the aim of building the business of baseball for the benefit of all".

Review of Operations

The Australian Baseball Federation (ABF) is the peak body for the sport of baseball in Australia. It is recognised by the International Baseball Federation (IBAF), the Australian Sports Commission, the Australian Olympic Committee, Major League Baseball and other professional leagues around the world.

The ABF's main function is to conduct, encourage, promote, standardise, control and administer all forms of the sport throughout Australia. As part of its operations the ABF also conducts the annual Major League Baseball Australian Academy Program (MLBAAP), in conjunction with Major League Baseball (MLB), which is the benchmark player development program for the sport. The ABF is also a partner in a joint venture with MLB to operate the professional Australian Baseball League (ABL).

	30 June 2015	30 June 2014
Australian Baseball Federation Inc.	248,533	371,188
Major League Baseball Australian Academy Program (MLBAAP)	25,036	(179,836)

* Included in the revenue of MLBAAP and expenses of ABF is an interdivision transfer of: \$210,000.

Figures shown in the Director's Report and Statement of Comprehensive Income are excluded from this amount.

Changes in State of Affairs

No significant changes in state of affairs occurred during the year.

Board Member Benefits

One board member has received or is entitled to receive, during or since the financial year, a benefit because of a contract made by the entity or related body corporate with the board member, a firm which the board member is a member or an entity in.

Chief Executive Brett Pickett or related entities 30 June 2015: \$177,550 (30 June 2014: \$179,104)

This statement excludes any benefit included in the aggregate amount of the emoluments received or due and receivable by board members, shown in the entity's accounts, or the fixed salary of a fulltime employee of the entity or related body corporate.

Financial Position

The net assets of the entity have remained constant over the year.

After Balance Date Events

There have been no significant changes in the state of affairs of ABF since year end.

Officers' Indemnities and Insurance

During the financial year ABF entered into an insurance contract which serves to indemnify Directors and staff for costs incurred by them in defending legal proceedings arising out of the performance of their normal duties as Directors and staff officers.

Environmental Issues

The entity's operations are not subject to significant environmental regulation under the law of the Commonwealth and State.

Auditors Independence Declaration

A copy of the auditor's independence declaration as required under section 307C of the Corporations Act 2001 has been included.

Signed in accordance with a resolution of the Members of the board on: 21 October 2014.



David Hynes
President



Brett Pickett
Chief Executive Officer

Directors' Declaration

The directors have determined that the company is not a reporting entity and that this special purpose financial report should be prepared in accordance with the accounting policies described in Note 1 to the financial statements.


The directors declare that:

- (a) The financial statements and notes, are in accordance with the Corporations Act 2001 and:
 - (i) comply with Accounting Standards and the Corporations Regulations 2001 to the extent described in Note 1 to the financial statements; and
 - (ii) give a true and fair view of the company's financial position as at 30 June 2015 and its performance as represented by the results of its operations and its cash flows, for the year ended on that date in accordance with the accounting policies described in Note 1 to the financial statements; and
- (b) in the directors opinion:
 - (i) there are reasonable grounds to believe that the company will be able to pay its debts as and when they become due and payable; and
 - (ii) the financial statements and notes are in accordance with the Corporations Act 2001.

This declaration is made in accordance with a resolution of the directors, Gold Coast 21 October 2014.



David Hynes
President



Brett Pickett
Chief Executive Officer

Independent Auditor's Report

Report on the Financial Report

We have audited the accompanying financial report of Australian Baseball Federation Inc., being a special purpose financial report which comprises the Statement of Financial Position as at 30 June 2015 and the Statement of Comprehensive Income, Statement of Changes in Equity and Cash Flow Statement for the period ended on that date, a summary of significant accounting policies and other explanatory notes and the directors' declaration.

Directors' Responsibility for the Financial Report

The directors of the company are responsible for the preparation and fair presentation of the financial report and have determined that the accounting policies described in Note 1 to the financial statements which form part of the financial report, are appropriate to meet the requirements of the Corporations Act 2001 and are appropriate to meet the needs of the members. The directors responsibility also includes designing, implementing and maintaining internal control relevant to the preparation and fair presentation of the financial report that is free from material misstatement, whether due to fraud or error; selecting and applying appropriate accounting policies; and making accounting estimates that are reasonable in the circumstances.

Auditor's Responsibility

Our responsibility is to express an opinion on the financial report based on our audit. No opinion is expressed as to whether the accounting policies used, as described in Note 1, are appropriate to meet the needs of the members. We conducted our audit in accordance with Australian Auditing Standards. These Auditing Standards require that we comply with relevant ethical requirements relating to audit engagements and plan and perform the audit to obtain reasonable assurance whether the financial report is free from material misstatement.

An audit involves performing procedures to obtain audit evidence about the amounts and disclosures in the financial report. The procedures selected depend on the auditor's judgement, including the assessment of the risks of material misstatement of the financial report, whether due to fraud or error. In making those risk assessments, the auditor considers internal control relevant to the entity's preparation and fair presentation of the financial report in order to design audit procedures that are appropriate in the circumstances, but not for the purpose of expressing an opinion on the effectiveness of the entity's internal control. An audit also includes evaluating the appropriateness of accounting policies used and the reasonableness of accounting estimates made by the directors, as well as evaluating the overall presentation of the financial report.

The financial report has been prepared for distribution to members for the purpose of fulfilling the directors financial reporting under the Corporations Act 2001. We disclaim any assumption of responsibility for any reliance on this report or on the financial report to which it relates to any person other than the members, or for any purpose other than that for which it was prepared.

We believe that the audit evidence we have obtained is sufficient and appropriate to provide a basis for our audit opinion.

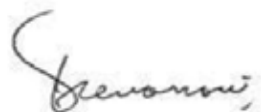
Independence

In conducting our audit, we have complied with the independence requirements of the Corporations Act 2001. We confirm that the independence declaration required by the Corporations Act 2001, was provided to the directors of Australia Baseball Federation Inc on the same date as the date of this auditor's report.

Audit Opinion

In our opinion, the financial report of Australian Baseball Federation Inc. is in accordance with the Corporations Act 2001, including:

- (a) giving a true and fair view of the company's financial position as at 30 June 2015 and of its performance for the year ended on that date in accordance with the accounting policies described in Note 1; and
- (b) (ii) complying with Australian Accounting Standards (including the Australian Accounting Interpretations) and the Corporations Regulations 2001.



Russell Trevorrow

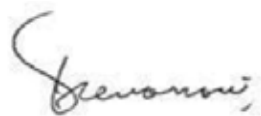
Registered Company Auditor No. 8708
Gold Coast, 28 October 2015

Independence Declaration

Auditor's Independence Declaration under Section 307C of the Corporations Act 2001 to the directors of Australian Baseball Federation Inc.

I declare that, to the best of my knowledge and belief during the period ended 30 June 2015 there have been:

- (i) no contraventions of the auditor independence requirements as set out in the Corporations Act 2001 in relation to the audit; and
- (ii) no contraventions of any applicable code of professional conduct in relation to the audit.



Russell Trevorrow

>AF; fci d'

Registered Company Auditor No. 8708

Gold Coast, 28 October 2015

Income Statement

Statement of comprehensive income for the year ended 30 June 2015

	Note	30 June 2015	30 June 2014
		\$	\$
Major League Baseball Academy			
Revenue	2 (a)	334,048	374,660
Interest Received	2 (a)	12	6
Expenses	2 (b)	(309,024)	(554,505)
Total		<u>25,036</u>	<u>(179,836)</u>
Operating revenue ABF	2 (c) & 2 (d)	4,154,001	4,142,592
Interest received		7,620	2,445
Profit on Disposal of Assets		-	-
Total revenue	2 (a)	<u>4,161,621</u>	<u>4,145,135</u>
Operating expenses ABF		(3,912,728)	(3,773,293)
Interest paid		(361)	(654)
Total expenses	2 (b)	<u>(3,913,089)</u>	<u>(3,773,947)</u>
Total		<u>248,533</u>	<u>371,188</u>
Profit (Losses) attributable to members of the entity		<u>273,569</u>	<u>(191,352)</u>

Balance Sheet

Statement of financial position as at 30 June 2015

	Note	30 June 2015 \$	30 June 2014 \$
Current Assets			
Cash and cash equivalents	11	1,295,421	303,001
Trade and other receivables	3	606,771	754,434
Other assets	4	244,197	366,712
Total Current Assets		2,146,389	1,424,147
Non-Current Assets			
Property, plant and equipment	6	49,693	51,668
Other assets	4	600,000	400,000
Financial Assets	5	25	25
Total Non-Current Assets		649,718	451,693
Total Assets		2,796,107	1,875,840
Current Liabilities			
Trade and other payables	7	491,391	288,006
Other liabilities	8	510,559	79,092
Tax liabilities	8	-	-
Short term provisions	9	69,843	54,505
Total Current Liabilities		1,071,793	421,603
Non-Current Liabilities			
Long service leave	9	32,404	35,897
Total Non-Current Liabilities		32,404	35,897
Total Liabilities		1,104,197	457,500
Net Assets		1,691,910	1,418,340
Equity			
Retained earnings	10	1,691,910	1,418,340
Total Equity		1,691,910	1,418,340

Equity Statement

Statement of changes in equity for the year ended 30 June 2015

	Reserves \$	Retained Profits \$	Total \$
Balance at 30 June 2013		1,226,988	1,226,988
Profit (loss) for the period		191,352	191,352
Balance at 30 June 2014	-	1,418,340	1,418,340
Balance at 30 June 2014		1,418,340	1,418,340
Profit (loss) for the period		273,569	273,569
Balance at 30 June 2015	-	1,691,909	1,691,909

Cashflow Statement

Cashflow statement for the year ended 30 June 2015

	Note	30 June 2015 \$	30 June 2014 \$
Cash Flows from Operating Activities			
Receipts from clients		5,029,825	4,491,851
Payments to suppliers and employees		(3,828,523)	(4,698,253)
Interest received		7,620	2,552
Interest paid		361	(654)
Net Cash Flow from Operating Expenses	11 (a)	1,209,283	(204,504)
Cash Flows from Investing Activities			
<i>Payment for:</i>			
Other investments		(200,000)	(400,000)
Purchase of property, plant and equipment		(16,875)	(22,871)
<i>Proceeds from:</i>			
Proceeds from sale of investment		-	454
Net Cash from Investing Activities		(216,875)	(422,417)
Net increase (decrease) in cash held		992,420	(627,070)
Cash at the beginning of Period		303,001	930,071
Cash at the End of the Period	11 (b)	1,295,421	303,150

Notes

NOTE 1 - STATEMENT OF SIGNIFICANT ACCOUNTING POLICIES

Reporting Status

The directors have determined that the company is not a reporting entity. As a result, the financial report is a special purpose financial report prepared to satisfy the financial report preparation requirements of the Corporations Act 2001.

The Australian Baseball Federation Inc. is an incorporated society, registered in South Australia. The association's principal activity is to manage, develop and promote baseball in Australia.

Basis of Preparation

The report has been prepared in accordance with the requirements of the Corporations Act 2001, and the following applicable Australian Accounting Standards:

AASB 101:	Presentation of Financial Statements
AASB 107:	Cash Flow Statements
AASB 108:	Accounting Policies, Changes in Accounting Estimates and Errors
AASB 1031:	Materiality
AASB 1048:	Interpretation and Application of Standards

No other Accounting Standard, Australian Accounting Interpretations or other authoritative pronouncements of the Australian Accounting Standards Board have mandatory application. The company has however applied the measurement and recognition criteria of all accounting standards.

Reporting Basis and Conventions

The financial report is presented in Australian dollars.

The financial report has been prepared on an accruals basis and is based on historical costs modified by the revaluation of selected non-current assets, financial assets and financial liabilities for which the fair value basis of accounting has been applied.

The directors evaluate estimates and judgements incorporated into the financial report based on historical knowledge and best available current information. Estimates assume a reasonable expectation of future events and are based on current trends and economic data, obtained both externally and within the company. There were no key adjustments during the year which required accounting estimates or judgements.

The following is a summary of the material accounting policies adopted by the company in the preparation of the financial report. The accounting policies have been consistently applied, unless otherwise stated.

The charge for current income tax expense is based on the profit/loss for the year adjusted for any non-assessable or disallowed items. It is calculated using the tax rates that have been enacted or are substantially enacted by the balance sheet date.

Deferred tax is accounted for using the balance sheet liability method in respect of temporary differences arising between the tax bases of assets and liabilities and their carrying amounts in the financial statements. No deferred income tax will be recognised from the initial recognition of an asset or liability, excluding a business combination, where there is no effect on accounting or taxable profit or loss.

Deferred tax is calculated at the tax rates that are expected to apply to the period when the asset is realised or liability is settled. Deferred tax is credited in the income statement except where it relates to items that may be credited directly to equity, in which case the deferred tax is adjusted directly against equity.

Deferred income tax assets are recognised to the extent that it is probable that future tax profits will be available against which deductible temporary differences can be utilised. Future income tax benefits in relation to tax losses are not brought to account unless there is virtual certainty of realisation of the benefit.

(U) Property, Plant, and Equipment

Property, plant and equipment are brought to account at cost or at independent or directors' valuation, less, where applicable, any accumulated depreciation or amortisation. The carrying amount of property, plant and equipment is reviewed annually by directors to ensure it is not in excess of the recoverable amount from these assets. The recoverable amount is assessed on the basis of the expected net cash flows which will be received from the assets employment and subsequent disposal.

The depreciable amount of all fixed assets including capitalised lease assets, but excluding freehold land, are depreciated over their useful lives using the diminishing method commencing from the time the asset is held ready for use. Leasehold improvements are amortised over the shorter of either the unexpired period of the lease or the estimated useful lives of the improvements. Depreciation rates and methods are reviewed annually and, if necessary, adjustments are made.

The depreciation rates used for each class of depreciable asset are:

Class of Asset	Depreciation Rate
Plant and Equipment	20 – 40%

The gain or loss on disposal of all fixed assets, including re-valued assets, is determined as the difference between the carrying amount of the asset at the time of disposal and the proceeds of disposal, and is included in operating profit before income tax of the economic entity in the year of disposal. Any realised revaluation increment relating to the disposed asset, which is included in the asset revaluation reserve, is transferred to retained earnings at the time of disposal.

(V) Intangibles

Licences, Patents and trademarks

Licences, patents and trademarks are recognised at cost of acquisition. All intellectual property has a finite life and is carried at cost less any accumulated amortisation and any impairment losses.

Research and Development

Expenditure during the research phase of a project is recognised as an expense when incurred. Development costs are capitalised only when technical feasibility studies identify that the project will deliver future economic benefits and these benefits can be measured reliably.

Development costs have a finite life and are amortised on a systematic basis matched to the future economic benefits over the useful life of the project.

(W) Impairment of Assets

At each reporting date, the company reviews the carrying values of its tangible and intangible assets to determine whether there is any indication that those assets have been impaired. If such an indication exists, the recoverable amount of the asset, being the higher of the asset's fair value less costs to sell and value in use, is compared to the asset's carrying value. Any excess of the asset's carrying value over its recoverable amount is expensed to the income statement.

(X) Payables

A liability is recorded for trade creditors and other accounts payable with respect to goods and services received prior to balance date, whether invoiced to the company or not. Trade creditors and other accounts payable are normally settled within 30 days.

(Y) Employee Benefits

Provision is made for the company's liability for employee benefits arising from services rendered by employees to balance date. Employee benefits expected to be settled within one year together with entitlements arising from wages and salaries and annual leave which will be settled after one year, have been measured at the amounts expected to be paid when the liability is settled, plus related on-costs. Other employee benefits payable later than one year have been measured at the present value of the estimated future cash outflows to be made for those benefits.

Contributions are made by the company to employee superannuation funds and are charged as expenses when incurred.

(7) Provisions

Provisions are recognised when the company has a legal or constructive obligation, as a result of past events, for which it is probable that an outflow of economic benefits will result and that outflow can be reliably measured.

(8) Cash and cash equivalents

Cash and cash equivalents include cash on hand, deposits held at call with banks, other short-term highly liquid investments with original maturities of three months or less, and bank overdrafts. Bank overdrafts are shown within short-term borrowings in current liabilities on the balance sheet.

For the purposes of the statement of cash flows, cash includes cash on hand and in banks and investments in money market instruments, net of any outstanding bank overdrafts.

(9) Trade Debtors

Sales made on credit are included in "Trade Debtors" and are recorded at the balance due, less a provision for doubtful debts for an amount estimated to be uncollectible. Trade debtors are due within 30 days from the end of the month.

(10) Revenue

Income is recorded on an accruals basis as the goods are delivered or the service provided. Interest revenue is recognised on a proportional basis taking into account the interest rates applicable to the financial assets.

Government grants are only recognised as revenue when they are received and there is reasonable assurance that the company will or has complied with the conditions attaching to them. Grants are recognised as income over the periods necessary to match them with the related costs which they are intended to compensate.

All revenue is stated net of the amount of goods and services tax (GST).

(11) Financial Instruments

Recognition

Financial instruments are initially measured at cost on trade date, which includes transaction costs, when the related contractual rights or obligations exist. Subsequent to initial recognition these instruments are measured as set out below.

Loans and receivables

Loans and receivables are non-derivative financial assets with fixed or determinable payments that are not quoted in an active market and are stated at amortised cost using the effective interest rate method.

Financial liabilities

Non-derivative financial liabilities are recognised at amortised cost, comprising original debt less principal payments and amortisation.

Fair value

Fair value is determined based on current bid prices for all quoted investments. Valuation techniques are applied to determine the fair value for all unlisted securities, including recent arm's length transactions, reference to similar instruments and option pricing models.

Impairment

At each reporting date, the group assess whether there is objective evidence that a financial instrument has been impaired. In the case of available-for-sale financial instruments, a prolonged decline in the value of the instrument is considered to determine whether an impairment has arisen. Impairment losses are recognised in the income statement.

(12) Goods and Services Tax

Revenues, expenses and assets are recognised net of the amount of goods and services tax (GST), except where the amount of GST incurred is not recoverable from the Australian Taxation Office (ATO). In these circumstances the GST is recognised as part of the cost of acquisitions of the asset or as part of an item of the expense. Receivables and payables are stated with the amount of GST included.

The net amount of GST receivable/payable to the ATO is included as a current asset/liability in the balance sheet.

Cash flows are included in the statement of cash flows on a gross basis. The GST components of cash flows arising from investing and financing activities, which are recoverable from, or payable to the ATO, are classified as operating cash flows.

Comparative figures have also been changed where classifications of income and expenditure items have been altered from the prior year as a result of a review by the directors. The new classifications have been altered to reflect a more accurate view of the company's operations.

NOTE 2 - REVENUE

	30 June 2015	30 June 2014
	\$	\$
(a) Operating activities MLBAAP		
MLBAAP income	334,048	374,660
Interest revenue	12	9
Total Revenue	334,060	374,669
(b) Operating expenses MLBAAP		
MLBAAP expenses	309,024	554,505
Total Operating Expenses	309,024	554,505
(c) Operating Activities ABF		
ASC grants	1,141,000	1,148,970
Commercial	473,287	589,329
Interest revenue	7,620	2,555
Membership fees	913,626	900,730
National Championships and events	1,261,945	1,081,314
National teams	303,340	331,073
Other income	60,803	91,176
Total Revenue	4,161,621	1,145,147
(d) Operating Expenses ABF		
Audit services	11,200	17,350
Commercial	254,301	436,415
Interest expense	361	654
Membership	273,602	325,346
National Championships and events	1,185,320	910,214
National teams	504,593	334,550
Office and administration	424,542	542,724
Other expenses	86,559	33,775
Payroll and consultants	930,610	918,226
State funding grants	242,000	254,693
Total Operating Expenses	3,913,089	3,773,947

NOTE 3 - TRADE AND OTHER RECEIVABLES

	30 June 2015	30 June 2014
	\$	\$
Current		
Trade debtors	454,883	552,167
Provision for doubtful debts	(17,851)	(4,851)
Other receivables	44,130	125,477
Stock on hand	125,609	81,641
Current tax assets	-	-
	606,771	754,434

NOTE 4 - OTHER ASSETS

	30 June 2015	30 June 2014
	\$	\$
Current		
Loans - other	6,000	6,000
Prepayments	238,197	360,712
	244,197	366,712
Non-Current		
Balance brought forward	400,000	-
Movement of loan	200,000	400,000
	600,000	400,000
	(Note 13)	600,000
	844,167	766,712

NOTE 5 - FINANCIAL ASSETS

	30 June 2015	30 June 2014
	\$	\$
Other	25	25
Investment - ABL	25	25

Australian Baseball League Pty Ltd (ABL) is a company limited by shares, incorporated and domiciled in Australia. The Company's principal activity is to develop and operate the Australian Baseball League being professional baseball in Australia.

NOTE 6 - PLANT & EQUIPMENT

	30 June 2015	30 June 2014
	\$	\$
Plant & equipment	290,164	275,265
Less: Accumulated depreciation	240,471	223,597
	49,693	51,668

By Category:

	Furniture & fittings at cost	Office equipment at cost	Computer equipment at cost	Total
Gross carrying amount				
Balance at 30 June 2014	118,314	57,051	99,900	275,265
Additions:	-	8,310	6,589	14,899
Disposals:			-	-
Balance at 30 June 2015	118,314	65,360	106,489	290,164
Accumulated depreciation				
Balance at 30 June 2014	90,763	47,681	85,153	223,597
Expense	5,510	5,510	6,355	16,875
Disposals:				
Balance at 30 June 2015	96,272	52,691	91,508	240,471
Net carrying amount	22,042	12,670	14,982	49,693

NOTE 7 - TRADE AND OTHER PAYABLES

	30 June 2015	30 June 2014
	\$	\$
Unsecured		
Trade creditors	369,389	65,465
Accrual and other payables	122,002	222,511
	491,391	288,006

NOTE 8 - OTHER LIABILITIES

	30 June 2015	30 June 2014
	\$	\$
Current		
Revenue received in advance	510,559	79,092

NOTE 9 - PROVISIONS

	30 June 2015	30 June 2014
	\$	\$
Current		
Accrued annual leave	69,843	54,505
Non-Current		
Long service leave	32,404	35,897
	102,247	90,402

NOTE 10 - RETAINED EARNINGS

	Member's equity b/fwd	General	MLBAAP	Total
	\$	\$	\$	\$
Balance at the beginning of the period	717,081	1,053,004	(543,097)	1,226,98
Surplus/(Deficit) for the year	(ii)	371,188	(179,836)	191,352
Transfer to equity				
Prior year adjustment				
Equity at 30 June 2014	717,081	1,424,192	(722,933)	1,418,340
Balance at the beginning of the period	717,081	1,424,192	(722,933)	1,418,340
Surplus/(Deficit) for the year	(i)	261,534	25,036	286,569
Transfer to equity				
Prior year adjustment				
Equity at 30 June 2015	717,081	1,685,726	(697,897)	1,704,909

(i) The results are grossed up (down) by including funds allocated to MLBAAP by ABF

NOTE 11 - CASH FLOW INFORMATION

	30 June 2015	30 June 2014
	\$	\$
(a) Reallocation of net cash from operating activities to operating profit after income tax		
Net profit (loss) after income tax	273,569	191,352
Adjustment for non cash items		
Depreciation	16,875	14,605
Adjustment for change in assets and liabilities		
Decrease/(increase) in:		
Debtors	97,284	(5,956)
Prepayments	122,515	(178,008)
Other current assets	50,379	(130,237)
Increase/(decrease) in:		
Accounts payable	303,894	(167,979)
Other creditors	342,305	90,833
Provisions	2,473	(19,295)
Net cash from operating activities	1,209,293	(204,503)

(b) For the purposes of the statement of cash flows, cash includes cash on hand and bank deposits at call net of bank overdrafts. Cash at the end of the year as shown in the statement of cash flows is reconciled to the related items in the accounts as follows:

Reconciliation of cash

Cash at bank	1,295,121	302,701
Petty cash	300	300
	1,295,421	303,001

NOTE 12 - AUDITOR'S REMUNERATION

	30 June 2015	30 June 2014
	\$	\$
Remuneration of the auditor of the company for:		
Auditing and reviewing of financial accounts	11,200	17,350
Other services	-	-
	<u>11,200</u>	<u>17,350</u>

NOTE 13 - INVESTMENT IN AUSTRALIAN BASEBALL LEAGUE PTY LTD

	30 June 2015	30 June 2014
	\$	\$
ABF holds a 25% stake in Australian Baseball League Pty Ltd (ABL)		
Auditing and reviewing of financial accounts	25	25
Other services	600,000	400,000
	<u>600,025</u>	<u>400,025</u>

Business Operations

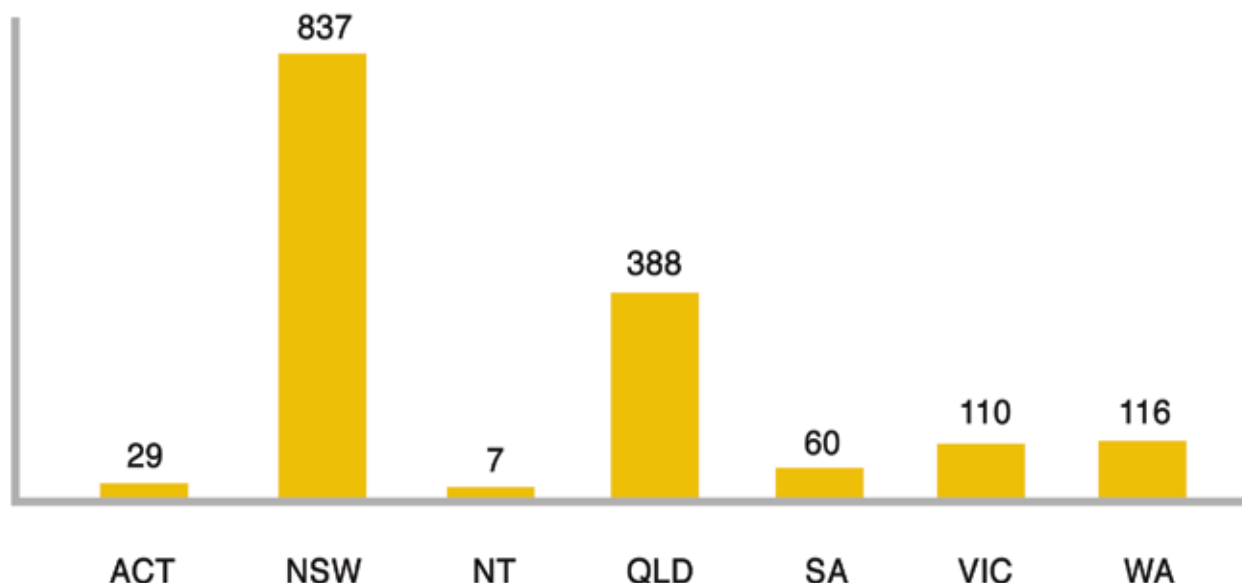
Baseball Operations

Coach Development

The nationwide total of registered coaches is 1,897. The numbers state-by-state are:

ACT - 28 | NSW - 963 | NT - 11 | QLD - 389 | SA - 80 | TAS - 0 | VIC - 261 | WA - 165

Accredited Coaches by State



Directorate Activity

The Directorate met in August and again in February. Discussion covered a wide range of topics, and issues remain that will be difficult to resolve in the current landscape.

The need for greater numbers of competent umpires at every level grows greater with the increase in the number of national events, many of which require each state to conduct qualifying tournaments: the introduction of the Australian Junior League Championship, for example, created the need for at least four large events across six states. Each of these events must be supplied with umpires, each of whom volunteers their time and must frequently take annual leave to do so.

The umpiring fraternity, and the Directorate in particular, is therefore to be heartily congratulated and thanked for its continued supply of quality officiating at so many tournaments.

International Appointments:

IBAF U21, Taiwan, November 2014: Brett Robson

Umpires working overseas

Jon Byrne (MiLB)

Tom West (MiLB)

Takahito Matsuda (Japan)

MLBAAP Attendees

These umpires have attended the MLBAAP Umpire Development Program for the year:

Simon Matters (VIC)

Gavin Carson (ACT)

Toby Pinder (QLD)

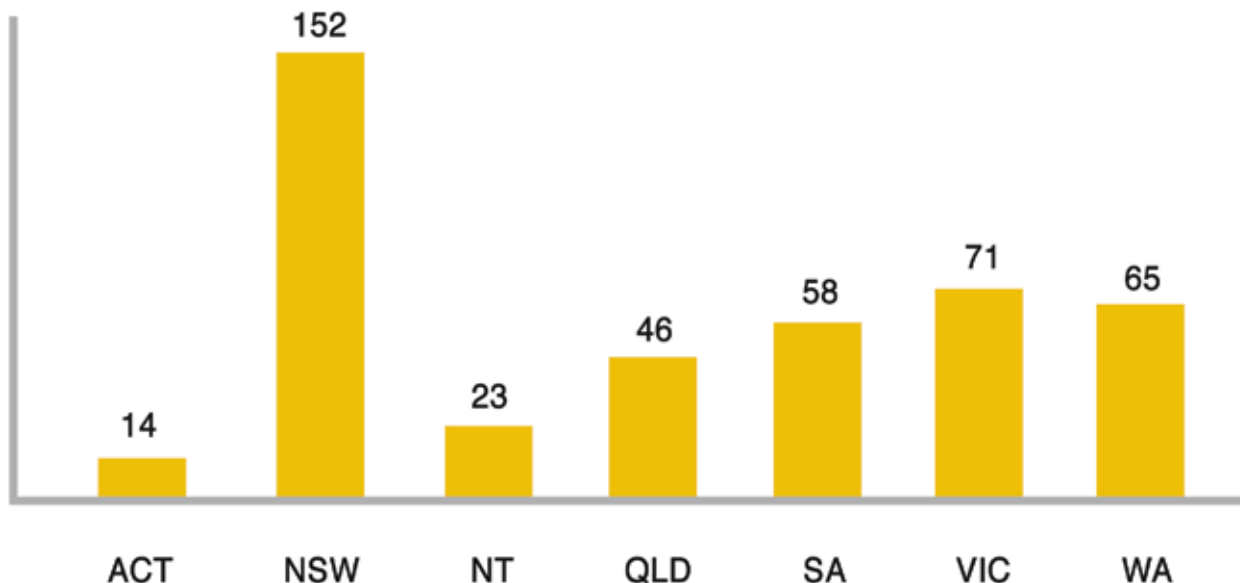
Josh Voight (NSW)

Officials Development

The nationwide total of registered umpires is 785. The numbers state-by-state are:

ACT - 72 | NSW - 179 | NT - 32 | QLD - 158 | SA - 87 | TAS - 2 | VIC - 128 | WA - 113

Accredited Umpires by State



The current number of Umpires is 785. The need to encourage accreditation for umpires continues to be priority for the ABF.

Council of Australian Baseball Scorers (CABS)

The Council of Australian Baseball Scorers (CABS), coordinated by Lorraine Dunn of South Australia, has established a program of competency grading and accrediting scorers Australia-wide. An accreditation system exists for book scoring (Levels 0 to 5) and computer scoring (Levels 3IT and 4IT).

CABS Technical Commission:

Steve Eads (SA), Robyn Karlsen (VIC), Meri Brearley (QLD)

Development of Scorers

The recruitment and training of scorers is conducted by the State Accreditation Coordinators, whose sterling (and voluntary work) has resulted in 547 accredited and financial CABS members nationwide:

State	Head	Members
ACT	Vicki Beard	22 members
CNSW	Judy Clifford	25 members
NSW	Sue McCullough	106 members
NT	Libby Williams	4 members
Qld	Meri Brealey	175 members
SA	Enza Henty	109 members
Vic	Michele Winther	95 members
WA	Natalie Todd	24 members

CABS Members by State



State-by-state scorer numbers are as follows:

ACT - 22 | CNSW - 25 | NSW - 106 | NT - 4 | QLD - 175 | SA - 109 | TAS - 0 | VIC - 95 | WA - 24

Little League

Cronulla Little League represented Australia at the 2015 Little League Baseball World Series from 20 to 30 August. Ending with 1-2 (official record) this saw Cronulla finish one game out of the final 8.

Once again the team and staff were extremely well behaved and represented themselves, their families and Australian baseball proudly.

There were some individual stand out performances – Blake Cavill struck out 10 batters in the first game and also performed well with the bat, hitting 1 home run. Jake Burns was the standout with the bat for Cronulla with 2 home runs while Myles Chabi made ESPNs top 10 plays with a great defensive effort in right field.



Game One	1	2	3	4	5	6	R	H	E
LATIN AMERICA	0	0	2	0	0	3	5	7	0
AUSTRALIA	1	0	0	1	0	0	2	2	1
Game Two	1	2	3	4	5	6	R	H	E
AUSTRALIA	1	0	0	0	0	2	3	5	1
CARIBBEAN	0	0	0	0	0	0	0	1	1
Game Three	1	2	3	4	5	6	R	H	E
MEXICO	9	2	2	1	-	-	14	11	1
AUSTRALIA	2	1	0	0	-	-	3	6	2

Australian Junior League Championship

The Championship was held at Surfers Paradise Baseball Club beginning on 4 April 2015 and concluding on 10 April, 2015. Perth Metro Central ended up the inaugural winners of the championship.

1. Perth Metro Central

2. Perth Metro North
3. Adelaide South
4. Manly
5. Coastal Bay
6. Brisbane South
7. Yarra Rangers
8. Brisbane Metro
9. Swan Hills
10. Ryde Hawks
11. Canberra
12. Adelaide North
13. Southern Mariners
14. Hills
15. Cronulla
16. Brisbane North



Junior League Asia Pacific Championship

Perth Metro Central placed third at the 2015 Junior League Baseball Asia-Pacific Championships in Saipan.

The local WA charter were the first ever Australian representatives for this age group, and showed Australia's skill level and development is on-point, finishing with a 4-2 win loss record.

National Championships

U25 National Youth Championship Cairns, QLD, 29 September - 4 October 2014

Champions: New South Wales

Silver	Western Australia
Bronze	Queensland
4th	South Australia
5th	Victoria
Golden Bat	Nick Rossell, VIC
Golden Glover	Alex Howe, VIC
Golden Arm	Travis McDonald, NSW
Most Valuable Player	Alex Howe, NSW

All-Star Team

Pitchers	Travis McDonald, NSW Mark Trau, QLD
Infielders	Mitch Nilsson, QLD Alex Howe, NSW Brandon Michie, QLD Billy Findlay, VIC
Outfielders	Ben Leslie, VIC Nick Dimmers, NSW Nick Rossell, VIC
Catcher	Guy Edmonds, NSW
Utility	Jackson Brebner-Russ, SA Robbie Ireton, WA

National Youth Championship - Under 16 Blacktown, NSW, 9-18 January

Champions: Victoria Blue

Gold	Victoria Blue
Silver	Western Australia
Bronze	Queensland
4th	Victoria White
5th	New South Wales Country
6th	New South Wales
7th	South Australia
8th	Australian Capital Territory

Golden Bat	Jacob Krkovski, NSW
Golden Glove	Dermot Fritsch, QLD
Golden Arm	Alex Osbourne, NSW
MVP	Nathan Pichioni, VIC Blue

National Youth Championship - Under 18 Blacktown, NSW, 9-18 January 2015

Champions: New South Wales

Silver	Western Australia
Bronze	New South Wales Country
4th	Queensland
5th	Australian Capital Territory
6th	Victoria Blue
7th	Victoria White
8th	South Australia

Golden Bat	Louis Baker Qld
Golden Glove	Mitchell Lightbody SA
Golden Arm	Alan Kenny WA
MVP	Jake Turnbull WA

National Women's Championship Narrabundah Ballpark, ACT, 10-17 Jan 2014

Champions: NSW

Silver	Victoria
Bronze	Queensland
4th	Australian Capital Territory
5th	President's Friendship Team

Golden Bat	Melinda Latimer NSW
Golden Glove	Geogia Jones Qld
Golden Arm	Amy Collins Vic
MVP	Olivia Bannon NSW

U15 Women's Championship Narrabundah Ballpark, ACT, 12-17 January 2015

Champions: New South Wales

Silver	Western Australia
Bronze	Queensland
4th	New South Wales Country
5th	Australian Capital Territory

Golden Bat	Jordan Richardson NSW
Golden Glove	Megan Everitt WA
Golden Arm	Kelsey Brennan WA
MVP	Kelsey Brennan WA



National Teams

Women's World Cup

The Women's World Cup was played in Miyazaki, Japan from 23 August to 8 September, 2014. The team came away with a hard fought bronze medal and continued the legacy of strong performances for Australian women on the world stage.

First	Last	Pos.	State Team	First	Last	Pos.	State Team
Jacinda	Barclay	RHP	NSW	Amy	Collins	LHP	VIC
Melinda	Latimer	LHP	CNSW	Bronwyn	Gell	INF	VIC
Katie	Gaynor	1B	NSW	Shae	Lillywhite	INF	VIC
Stephanie	Gaynor	RHP	NSW	Amy	McCann	OF	VIC
Brittany	Hepburn	RHP	NSW	Leigh	Godfrey	OF	WA
Maddison	Lenard	RHP	NSW	Christina	Kreppold	INF	WA
Tahnee	Lovering	Coach	NSW	Natalie	Rawlings	INF	WA
Lauren	McGrath	RHP	NSW	Simone	Wearne	Manager	
Kim	McMillan	1B/RHP	NSW	Narelle	Gosstray	Coach	
Laura	Neads	RHP	NSW	Graeme	Lloyd	Coach	
Georgia	Blair	RHP	QLD	Dean	White	Coach	
Taylah	Welch	OF	QLD	Luke	Hughes	Coach	
Rachael	Higgins	OF	QLD	Joni	Ralph	Physio	
				David	Nagy	EO	

Asia Insurance Phoenix Cup

An U19 team again travelled to Hong Kong for the Phoenix Cup which was played between 6 and 9 February, 2015. The team came away with a bronze medal in what was for many their first taste of international baseball.

First	Last	State Team	First	Last	State Team
Olivia	Bannon	NSW	Grace	Zylstra	QLD
Kelsey	Brennan	WA U15	Vanessa	Clifford	VIC
Georgia	Bower	NSW	Kaitlin	Barnes	WA
Olivia	de Gruchy	ACT	Jordan	Richardson	NSW U15
Emma	French	VIC	Lauren	Donnellan	NSW
Abbey	Kelly	VIC	Georgia	Jones	QLD
Megan	Molles	NSW	Amy	West	QLD
Paris	Penny	VIC	Dan	Hayes	Manager
Elarna	Spinks	NSW	Samantha	Hamilton	Assistant Coach
			Lisa	Norrie	EO/Assistant Coach

Most Home Runs, Olivia Bannon | Team MVP, Georgia Blair

U21 World Cup

The inaugural U21 World Cup was played in Taiwan from 7 to 16 November, 2014. Australia finished the tournament 6th overall.

First	Last	Pos.	ABL Team	First	Last	Pos.	ABL Team
Sam	Gibbons	RHP	Melbourne	Aaron	Sayers	INF	Melbourne
Lachlan	Wells	LHP	Sydney	Zac	Shepherd	INF	Sydney
Aaron	Sooke	RHP	Sydney	Jacob	Younis	INF	Sydney
Wilson	Lee	LHP	Adelaide	Ryan	Dale	INF	Melbourne
Aaron	Thompson	RHP	Canberra	Ben	Leslie	OF	Melbourne
Jon	Kennedy	LHP	Melbourne	Ben	Lodge	OF	Adelaide
Josh	Guyer	RHP	Sydney	Adam	Silva	OF	Melbourne
Lachlan	Madden	RHP		Jared	Cruz	UT	Melbourne
Josh	Silvi	RHP	Adelaide	Coaches			
Sam	Street	RHP		Tony	Harris		
Sam	Holland	RHP	Brisbane	Luke	Prokopec		
Todd	Van Steensel	RHP	Sydney	Glenn	Williams		
Guy	Edmonds	C	Sydney	Damian	Shanahan		
Robbie	Perkins	C	Canberra	Jon	Deeble		
James	Philibossian	C	Sydney	Ben	Onofrio		
Connor	MacDonald	INF	Brisbane	Mark	Chandler		

ABL All-Star Game

Team Australia combined for a one off game in Melbourne on 17 December, 2014 to take on the ABL All Stars. Australia ended victorious with a dramatic come from behind win.

First	Last	Pos.	ABL Team	First	Last	Pos.	ABL Team
Craig	Anderson	LHP	Sydney	Robbie	Perkins	C	Canberra
Tim	Atherton	RHP	Canberra	Josh	Davies	2B	Melbourne
Tristan	Crawford	RHP	Canberra	Josh	Dean	1B/OF	Sydney
Justin	Erasmus	RHP	Brisbane	Brad	Harman	SS	Melbourne
Sam	Gibbons	RHP	Melbourne	Luke	Hughes	2B	Perth
Sam	Holland	RHP	Brisbane	Jordan	McDonald	SS/2B	Perth
Ryan	Searle	RHP	Brisbane	Logan	Wade	UT	Brisbane
Aaron	Sooke	RHP	Sydney	Stefan	Welch	1B/3B	Adelaide
Josh	Tols	LHP	Adelaide	Mitch	Dening	RF	Adelaide
Luke	Wilkins	RHP	Sydney	Justin	Huber	DH	Melbourne
Matthew	Williams	RHP	Adelaide	David	Kandilas	CF	Sydney
Allan	De San Miguel	C	Perth	Tim	Kennelly	LF/3B	Perth
Matthew	Kennelly	C	Perth	Trent	Oeltjen	LF	Sydney

U18 Oceania Championship

Team Australia travelled to Auckland, New Zealand to participate in the 2015 Oceania Championships from January 23 to 26. The team went through the tournament undefeated to qualify for the 2015 18U World Cup in Japan.

First	Last	Pos.	State Team	First	Last	Pos.	State Team
Brad	Inglis	RHP	ACT	Joshua	Rawlinson	INF	WA
Alan	Kenny	LHP	WA	George	Callil	INF	VIC
Lachlan	MacDonald	RHP	QLD	Dean	Frew	INF	NSW
Bradley	Simon	RHP	NSW	James	Percival	OF	NSW
Rhys	Steedman	RHP	WA	Nick	Boys	OF	QLD
Max	Barrett	RHP	VIC	Nate	Vankan	OF	QLD
Alex	Wells	LHP	NSW	Coaches			
Jye	Deeble	LHP	QLD	Jon Deeble			
Jack	Enciondo	RHP	VIC	Andrew Kyle			
Joshua	Hendrickson	LHP	WA	Graeme Lloyd			
Louis	Baker	C	QLD	William O'Sullivan			
Mitch	Holding	C	VIC	Ben Onofrio			
James	McCallum	INF	NSW	James Shields (Umpire)			
Mitchell	Neunborn	INF	WA				

MVP, Alexander Wells | Hitting Award, Mitch Holding | Pitching Award, Alexander Wells

U12 World Cup

For the first time Australia was represented at the 2015 U12 Baseball World Cup. The World Cup has held from 23 July and concluded on 3 August, 2015.

First	Last	State Team	First	Last	State Team
Jacob	Bald	VIC	James	Nati	NSW
Joshua	Beezley	NSW	Zachary	Newbold	NSW
Dylan	Bojarski	WA	Alessandro	Ranieri	NSW
Aaron	Callaghan	WA	Jay	Reynolds	WA
Nicholas	Chappell	NSW	Lachlan	Thompson	NSW
Shayan	Dolatshahi	NSW	Riley	Yeatman	SA
William	Edwards	NSW	Coaches		
Zakary	Elvy	NSW	Brian Murphy		
Matthew	George	SA	Dean Marnell		
Ian	Lee	QLD	Matthew Williams		
Solomon	Maguire	NSW	Robert Moden		
Cain	McClelland	QLD			


Game One	1	2	3	4	5	6	R	H	E
JAPAN	3	0	3	2	0	4	12	3	1
AUSTRALIA	0	0	0	0	0	0	0	1	4
Game Two	1	2	3	4	5	6	R	H	E
AUSTRALIA	1	0	0	0	0	0	1	2	1
MEXICO	1	1	1	4	2	X	9	9	1
Game Three	1	2	3	4	5	6	R	H	E
FRANCE	1	0	1	0	0	2	4	3	4
AUSTRALIA	3	2	2	0	1	X	8	10	4
Game Four	1	2	3	4	5	6	R	H	E
USA	0	0	7	1	5	-	13	11	1
AUSTRALIA	0	0	0	0	1	-	1	4	2

Game Five	1	2	3	4	5	6	R	H	E
AUSTRALIA	2	0	0	0	-	-	2	2	5
NICARAGUA	2	6	8	1	-	-	17	17	0
Game Six	1	2	3	4	5	6	R	H	E
AUSTRALIA	4	2	0	3	1	-	10	12	2
RUSSIA	2	6	8	1	-	-	3	4	2
Game Seven	1	2	3	4	5	6	R	H	E
AUSTRALIA	1	0	0	0	0	0	1	5	1
BRAZIL	2	0	6	1	0	-	9	7	0
Game Eight	1	2	3	4	5	6	R	H	E
AUSTRALIA	3	3	0	1	1	1	9	7	7
SOUTH KOREA	2	1	4	4	0	-	11	9	2

Cal Ripken

Following the ALLC Swan Hills District from WA gained the opportunity to accept an invitation to participate in the Cal Ripken World Series. The CRWS was held from 24 July to 3 August, 2015, in Aberdeen, Maryland, USA.

First	Last	State Team	First	Last	State Team
Tyson	Noel	WA	Adam	Satie	WA
Trent	Daniele	WA	Jordan	Shillingford	WA
Daniel	Carter	WA	Joshua	Paull	WA
Dustin	Brown	WA			
Jarryd	Bain	WA	Coaches		
Bailey-Jay	Cooke	WA	Arnold Noel		
Maddux	Stivey	WA	Robert Danielle		
Jordan	Norvall	WA	Michael Carter		
Benjamin	Hewett	WA	Bianca Brown		



Game One	1	2	3	4	5	6	R	H	E
CANADA	2	0	0	0	5	1	8	10	4
AUSTRALIA	0	1	3	0	2	3	9	9	4
Game Two	1	2	3	4	5	6	R	H	E
AUSTRALIA	0	1	0	0	2	0	3	2	2
NZ	0	1	6	0	0	X	7	10	1
Game Three	1	2	3	4	5	6	R	H	E
KOREA	0	0	5	2	1	1	9	11	0
AUSTRALIA	0	0	0	3	0	0	3	2	4
Game Four	1	2	3	4	5	6	R	H	E
AUSTRALIA	0	0	0	0	-	-	0	0	1
MEXICO	8	4	2	-	-	-	14	13	0

MLBAAP

Seventy-five promising young baseball players attended the MLB Australian Academy Program (MLBAAP) on the Gold Coast from 1 August to August 22, 2015. This year saw players from China and New Zealand in attendance along with the Canadian U18 Team travelling in to play games against the Australian U18 Team in advance of flying out to the U18 World Cup in Osaka, Japan.



Invited Players

Queensland

Louis Baker
Carter Bell
Nick Boys
Daniel Carseldine
Jye Deeble
Samuel Jones
Kevin Jordan
Brodie Lyon
Lachlan MacDonald
Thomas Rees
Brody Seignior
Nate Vankan

Victoria

Max Barrett
Matthew Beattie
James Brancolino
George Callil
Alex Clark
Marcel d'Avoine
Oliver Dunn
Jack Enciondo
Chase Hodkinson

South Australia

Matthew Huchings
Mitchell Lightbody
Mason Pickard

China

Yi Chen Qian
Hai Cheng Gong
Xin Yu Shi
Chen Chen Luan
Yu Qiao

Western Australia

Jake Baker
Ulrich Bojarski
Daniel Bourke
Tyson Cosgrove
Joshua Diggins
Joshua Hendrickson
Alan Kenny
Ryan Kift
Tristan King
Mitch Neunborn
Josh Rawlinson
Michael Ryan
Jesse Sequeria
Rhys Steedman
Benjamin Shorto
Jess Williams

NZ

Connor Gleeson
Kyle Glogoski
Siona Gray
Jordan Hosking
Dylan Irwin
Matt Thomas

Coaches

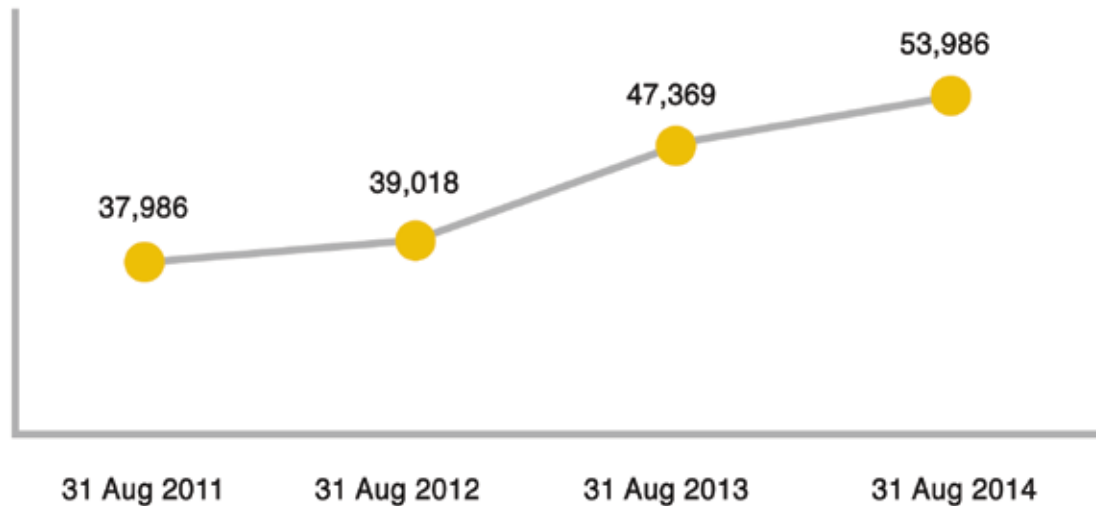
Head Coach, Jon Deeble
Field Coordinator, Tony Harris
Pitching Coach, Jim Colborn* (Former MLB Player)
Pitching Coach, Graeme Lloyd* (Former MLB Player)
Pitching Coach, Mark Hutton* (Former MLB Player)
Pitching Coach, Daniel Betreen
Hitting Coach, Glenn Williams* (Former MLB Player)
Fielding Coach, Jason Popishil
Outfield Coach, Damian Shanahan
Field Manager, Phil Allen
Field Manager, Andy Kyle
Field Manager, Kevin Jordan* (Former MLB Player)

Coach, Brian Albrecht
Coach, Andy Utting
Coach, Mark Shipley
Coach, Gareth Jones
Coach, Andrew Scott
Assistant Coach, Scott Meager
Assistant Coach, Matt Corbitt
Assistant Coach, Jeremy Barnes
Assistant Coach, Kerry Gassner
Mentor, Kevin Cantwell
Athlete Performance, Bruce Rawson
Sports Psychologist, Phil Jauncey
Program Manager, Neil Barrowcliff
Operations Manager, Bill O'Sullivan

Participation

The 2014/2015 membership year saw the sport pass 50,000 Full Active Members for the first time, reaching 53,986 at the end of the reporting period. This, in conjunction with 129,160 Exposure Category participants, positions the sport strongly after 8 years of continuous participation growth.

Full Active Year-by-Year Growth



Aussie T-Ball remains a major focus of recruitment efforts as well as a core program across baseball clubs. With the conclusion of the Active After School Community Program and introduction of Sporting Schools, there remains more opportunity than ever for Aussie T-Ball to be delivered across the school network.

As both a growth initiative (and competition pathway) Little League continues to be embraced by the members and clubs. The introduction of Junior League for 2014/2015 was highly successful with all states rolling out leagues and the inaugural national championship.

2015/2016 sees the sport face significant challenges related to resourcing and capacity. This is particularly relevant in the participation space if we are to capitalise on (and continue) the growth of the last 8 years.

Baseball Australia will continue to work with its major stakeholder, the Australian Sports Commission, to ensure the sport is given due recognition for its successes in the participation space to date.



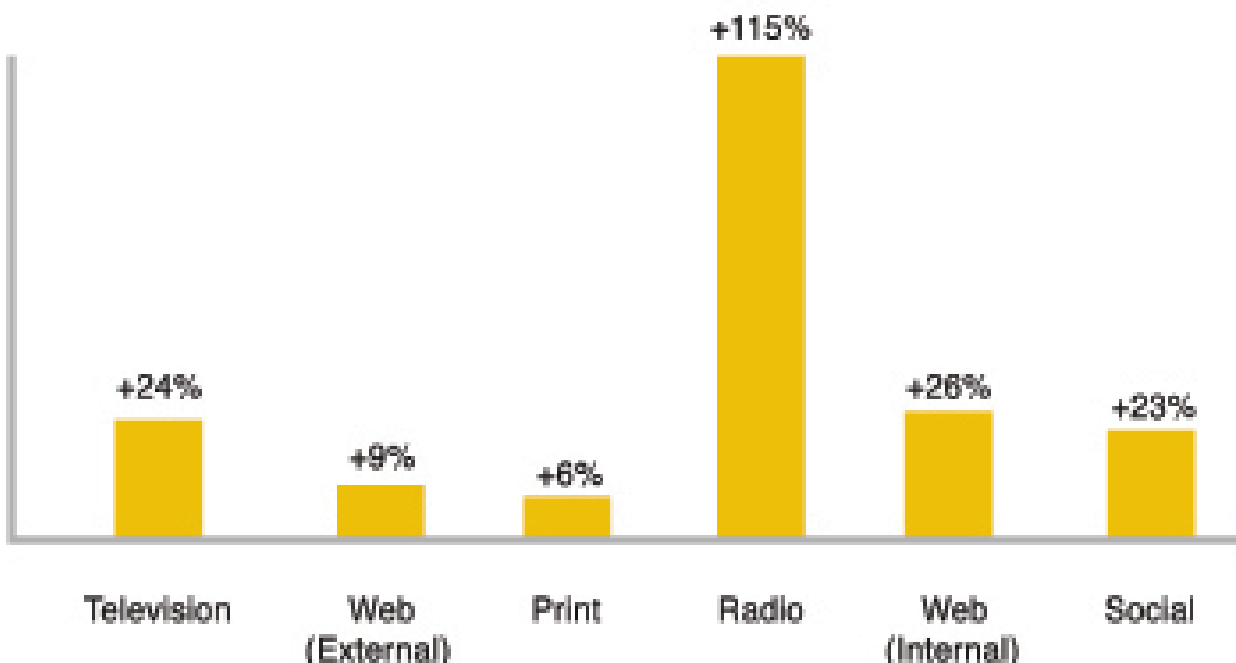
Marketing & Communications

A key deliverable for BA marketing in 2014/15 was to utilise the ABL as the primary marketing tool to increase the public awareness of baseball in Australia.

Importantly, the sport received more media coverage in 2014/15 than ever before. The positive exposure and working media relationships that the sport gained through the 2014 MLB Opening Series have continued to support the growth of the sport.



Media Coverage (Percent Increases)



A further key deliverable of BA marketing was to best use technology to build better public access to, and a better understanding of, baseball in Australia.

ABLTV.com

The whole-of-sport live streaming and video content platform. ABLtv.com was used to live stream every ABL regular season and preliminary final game, ABL All-Star Game, Australian Little League Championship, Australian Junior League Championship, National Youth and Women’s Championships and the Australian Baseball Gala.

Online video content attracted a total audience of more than 1.1 million unique viewers on the native ABL.TV site and an additional estimated 1.3 million unique viewers from external sources. Viewers originated from 135 countries and territories.



IMG Technology Platform

- Increased best practice use of the national system is increasing efficiency, saving volunteer and staff hours, and improving data integrity with self-registration.
- All 8 State and Territory Associations took online member registrations (up from 3 in 2013/14).
- Over \$866,000 in online registration (163% increase from 2013/14)
- 230% increase in online competition management use by local leagues

Membership & Participaiton

A further focus of BA marketing was to provide many and varied opportunities for people of all ages and abilities to play, volunteer, watch, wear and engage with the Australian Baseball brand.

Success in this area is most notably illustrated by BA’s membership and participation results.



School and Program Participation

During 2014/15, over 129,160 participants took part in school delivered programs and competitions such as holiday programs and come-and-try events. Baseball Australia remains at the forefront of accurately capturing and reporting these exposure participants as defined by the Australian Sports Commission. BA redeveloped our Exposure Category online system that is optimised for Development Officers to use in the field.

Commercial Development

Whilst there are certainly some significant cash contributors to the sponsorship of baseball, sponsorship is still largely made up of contra supply, negating expenses in the delivery of the game.

Further, partnerships with preferred Major League Baseball suppliers continues to enhance the credibility of our national team programs.

Relationships continue to be strong with Majestic, Sam Bat, and Rawlings which are all still under contract until 2019, 2017, and 2017, respectively. New Era, Team Australia's hat supplier, is a key renewal goal for 2015/16.

Non-baseball specific suppliers such as Virgin Australia, V-Insurance, Angove Wines, Accor Hotels, and Victor Sports have all confirmed their support for the 2015/16 season, which would signify their satisfaction with their commercial relationship with baseball in Australia.

New sponsorship concepts were put into play for 2014/15, expanding Baseball Australia's asset portfolio moving forward. A preferred facility agreement with Gabba Sports gave Baseball Australia its first netting and batting cage partner who, in addition to their cash sponsorship, contributed a 15% rebate on all baseball-related projects secured. While longtime partner Fielders Choice worked with Baseball Australia to develop an umpire scholarship program which not only raises sponsorship revenue but also contributes to the number of umpire participants across the country.

Levi Strauss & Co. sponsorship of the ABL All-Star Game featuring Team Australia helped connect the men's national team with pop culture through the event itself and a later retail promotion which featured Team Australia imagery across 14 retail stores in Australia and New Zealand. This will help pave the way with future marketing managers who see value in the niche nature of baseball and want to avoid the cluttered sponsorship spaces of AFL, Cricket, and Rugby.

In 2014/15 Baseball Australia and the ABL experimented with the use of a third party sponsorship agency (Nexus Sports Agency) but the trial has yielded limited results thus far. The key goals for 2015/16 are to secure naming rights partners for both of the national teams, Australian Little League, and Aussie T-Ball. We are currently involved in discussions with prospective companies for all of these properties.

Key Partnerships

Majestic: Official Uniform Supplier, **Rawlings:** Official Baseball, Helmet, and Catchers Gear, **New Era:** Official Cap, **Sam Bat:** Official Bat, **Gabba:** Preferred Netting, Batting Cage, and Synthetic Surfaces Supplier, **Fielders Choice:** Preferred Retail Partner of Baseball Australia, **Levi Strauss & Co:** Naming Rights to the ABL All-Star Game, **V-Insurance:** Official Insurance Partner, **Angove Wines:** Official Wine of the Gala
Virgin Australia: Official Airline, **Victor Sports:** Official Medical Supply Provider, **Accor Hotels:** Official Hotel



Hall of Fame & Diamond Award Winners

Trent Durrington:

Special induction for players who have had outstanding careers in the game of baseball Internationally,(e.g. MLB, Asia and other areas), and made outstanding contributions to the game of Baseball who may not meet the standard criteria.

Grant Balfour:

Special induction for players who have had outstanding careers in the game of baseball Internationally,(e.g. MLB, Asia and other areas), and made outstanding contributions to the game of Baseball who may not meet the standard criteria.

John Galloway:

1968-1988, Player SA

Volunteer of the Year:

Administrator of the Year:

Club of the Year:

State Association of the Year:

Official of the Year:

Club Coach of the Year:

High Performance Coach of the Year:

Player of the Year – Youth:

Player of the Year – Open Female:

Player of the Year- Open Male:

President’s Award:

KERRY JACKSON (NSW)

DI MOUNT-BRYSON (WA)

ESSENDON BASEBALL CLUB (NSW)

BASEBALL SOUTH AUSTRALIA

JON BYRNE (WA)

ADRIAN LAMB (QLD)

STEVE FISH (WA)

LACHLAN WELLS (NSW)

STEPHANIE GAYNOR (NSW)

LIAM HENDRICKS (WA)

WILLIAM “SPIDER” SINCLAIR (WA)



Australian Baseball League

Executive Summary

The ABL's fifth full season of operation was another exciting chapter in the storied history of the new league.

The year had many highlights, but none greater than a **near sold-out ABL Championship Series at Norwood Oval** that saw the largest crowds for any game since the league's inception. The Perth Heat claimed their fourth title and cemented their place in sporting folklore as a true dynasty in Australian baseball.



The year also saw records tumble both on and off the field, with historic highs in the number of games played, MLB player representation, attendances, ticket sales, team revenues, media coverage and a host of individual player statistical records that were set by season's end.

The ABL broke new ground with our emerging digital media platforms. **The launch of ABL.TV nearly tripled unique live stream viewership around the league and drove significant increases print, TV, radio and online coverage of the sport.** This was in addition to the signing of a new three-year broadcast rights agreement with global TV giant ESPN that would guarantee the All-Star game and the ABL Championship Series were seen live both here in Australia and throughout Asia and North America.

On the field, **63 Active MLB/MiLB players (Australian born and International) representing 24 of 30 Major League organisations pulled on an ABL uniform this year** – with three new ABL alumni (Mychal Givens, Rocky Gale & Keon Broxton) also getting their first taste of life in “the show”.

The signing of new sponsor Levi's as Presenting Rights Partner for the 2014 ABL All-Star Game also helped change the entire theme of the league's marquee event and headlined the new strategic focus towards unique entertainment and corporate hospitality offerings. Indie music band Kingswood rocked Melbourne Ballpark and helped contribute to the most successful All Star Game in ABL history; both in terms of attendance and revenue.

At team level, the Adelaide Bite claimed their first minor premiership and won the right to host the ABLCS but ultimately fell one win short in their quest for an elusive 16th Claxton Shield title. **The Brisbane Bandits made the biggest strides off the field, capitalizing on unprecedented corporate support to make a 266% improvement in net profit that saw the team go from “worst-to-first” in less than 6 months.**

2014-15 was also the first season under the auspices of the ABL's new five-year Strategic Plan that calls for a renewed focus on seven “pillars” around which the league's ongoing success will be assessed. With goals focused around boutique stadium development, sales and planning culture, community engagement and unique customer experiences all aimed to create one of the most attractive baseball competitions in the world.

But above all, no one could deny the Perth Heat juggernaut. The team, led by a host of Australian baseball stars like Luke Hughes, Allan de San Miguel and Tim Kennelly fought back bravely from a one-game deficit in the best-of-three championship series. And, in front of almost 10,000 raucous Adelaide fans, became the first team to win the ABLCS on the road - claiming their 4th ABL Championship and 6th Claxton Shield title in the last eight years.

Commercial Partnerships

The ABL's family of partnerships grew significantly in 2014-15, with a suite of Naming Rights and Premium category partners all benefitting from increased online presence and the substantial growth of the ABL All-Star Game and Championship Series.

With multi-year agreements in place around the league and the continued support leveraged across the entire Australian Baseball framework, new partners helped the ABL reach new heights and cement the league firmly within the international baseball landscape.

Companies like Virgin Australia, Compass Global Markets, WellDog, Bendigo Bank and AFA joined the fold; while perennial partners like SA Power Networks, Jet Couriers, Healthway, Aerial Cabs, Delta Airlines and ConocoPhillips all contributed to helping share the ABL with over 2.2 million fans in 2014-15.

Media & PR

The implementation of several new strategies, including increased access to digital content, yielded significant increases in fan consumption of ABL content during the 2014-15 season.

Digital content shared via the ABL website, social media accounts and email databases has served to make new audiences, both domestic and international, aware of the league and what it can offer baseball fans around the world.

Growth in awareness is also the result of new streaming technologies (including the launch of ABL.TV YouTube channel), which made highlights more easily accessible to newsrooms and digital media outlets.

Almost 2.4 million unique viewers consumed more than 44,000 hours of ABL live game action and video highlights during the season and joined more than 150,000 social media followers in celebrating their respective teams in 2014-15.

On the back of a new broadcast agreement with ESPN, the 2014 ABL All-Star Game aired live on ESPN Australia to more than 100,000 viewers – marking a 77% increase over the prior season – while the ABLCS was broadcast live on Fox Sports Asia and the MLB Network in the USA.

Baseball Operations

The excitement, spectacle and fierce competitive balance displayed on the diamond continued to be a cornerstone of the Australian Baseball League.

2014-15 witnessed another thrilling battle for the Claxton Shield, marking the 5th consecutive season in which a tie-breaker was required to separate playoff teams at the conclusion of the regular season.

It also saw the most games played to date (48 per team) in addition to a number of new individual benchmarks set in terms of games played, at-bats and innings pitched.

Standout individual performances during the season included Kellin Deglan of the Melbourne Aces breaking the ABL single-season home run record (16), Adelaide reliever Josh Tols setting a new record for most wins in a season (9) and Trent Oeltjen becoming only the third player in the modern ABL to hit for the cycle.

The ABL was also again the beneficiary of some exceptional international talent, with 12 MLB clubs and 3 Asian teams sending a total of 51 affiliated imports to the league - a new benchmark for a single season.

We also saw our former players excel at MLB level, as three more ABL alumni made their big league debuts bringing the total up to 12 since the league's launch in 2010. Those debuts meant 11 different ABL players were active on Major League rosters during the 2015 season.

On the domestic front, our Australian players also excelled. New playing rules were implemented to provide a sustainable balance of Australian players in the league and an ABL Draft was launched in June 2014 that for the first time provided a vehicle for talented young stars to pursue opportunities with clubs outside their home states. Behind the scenes, the league continued to influence a number of innovative and much needed facility development projects – many of which would be impossible without the ABL's continue growth and success.

Above all else however, was the extraordinary achievement by the Perth Heat in winning their 4th Claxton Shield title in 5 years and becoming the first ABL club to clinch the title on the road.

Final ABL Standings

Club	W	L	PCT	GB	Home	Away	L10	Streak
Adelaide Bite#	32	16	.667	-	18-6	14-10	7-3	W1
Perth Heat@	28	20	.583	4.0	15-9	13-11	8-2	W5
Sydney Blue Sox@	22	24	.478	9.0	12-10	10-14	6-4	L1
Canberra Cavalry	22	24	.478	9.0	10-12	12-12	5-5	W1
Brisbane Bandits	21	25	.457	10.0	14-10	7-15	2-8	L4
Melbourne Aces	15	31	.326	16.0	10-14	5-17	2-8	L1

- Clinched home field advantage in the ABLCS | @ Clinched playoff berth

2014-15 Award Winners

Helms Award – Aaron Miller, 1B, Adelaide Bite

SAM BAT Champion Crusher Award - Aaron Miller, 1B, Adelaide Bite

New Era Pitching Champion – Morgan Coombs, RHP, Adelaide Bite

Franklin Sports Reliever of the Year – Josh Tols, LHP, Adelaide Bite

Rawlings Golden Glove – Joey Wong, SS, Perth Heat

CJ Auto Rookie of the Year – Josh Tols, LHP, Adelaide Bite

2014 Australian Baseball League All-Star Game, presented by Levi's®

This year's ABL All-Star Game was the most successful to date at Melbourne Ballpark, with significant increases in attendance and revenue and a broadcast reach of more than 40 countries. On the field, it proved arguably the most exciting game yet – with a thrilling comeback igniting the near sold-out stadium.



Trailing the World All-Stars by four runs, Team Australia erupted to score eight times in the eighth inning and rally for an 11-8 win. For his two-hit, three-RBI performance, Southern Thunder slugger Tim Kennelly of the Perth Heat was named the Most Valuable Player.

	1	2	3	4	5	6	7	8	9	R	H	E
World	0	0	2	1	0	1	3	1	0	8	13	1
Australia	2	0	0	0	0	0	1	8	X	11	14	2

2014-15 Statistical Category Leaders

Category	Player	Team	Stat
Batting Average	Aaron Miller	Adelaide Bite	.389
Hits	Thomas Coyle	Brisbane Bandits	60
Runs	Brandon Dixon	Adelaide Bite	38
Runs Batted In	Jack Murphy	Canberra Cavalry	37
Home Runs	Kellin Deglan	Melbourne Aces	16
Stolen Bases	Brandon Dixon	Adelaide Bite	21
Earned Run Average	Mike McClendon	Perth Heat	1.66
Wins	Josh Tols	Adelaide Bite	9
Saves	Tyler Brunnemann	Adelaide Bite	9
	Dustin Crenshaw	Canberra Cavalry	9
	Jorge Marban	Perth Heat	8
Strikeouts	Ryan Searle	Brisbane Bandits	69



Thank You

The 2014/2015 Australian Baseball Federation Annual Report was compiled by ABLMedia in conjunction with BA Media. All information was true and correct at time of production.

