



2012/13  
BASEBALL AUSTRALIA  
ANNUAL REPORT



BASEBALL  
AUSTRALIA



Australian Government  
Australian Sports Commission

## CONTENTS:

MESSAGE FROM THE PRESIDENT MR DAVID HYNES	1
MESSAGE FROM THE ASC CHAIRMAN MR JOHN WYLIE	2
MESSAGE FROM THE CEO MR BRETT PICKETT	3
2012-13 BASEBALL AUSTRALIA PERSONNEL	5
FINANCIAL REPORT FOR THE YEAR ENDED 30 JUNE 2013	9
NATIONAL TEAMS AND CHAMPIONSHIPS	26
TECHNICAL OFFICIALS	41
PLAYER AND COACH DEVELOPMENT	43
PARTICIPATION	50
MARKETING, COMMUNICATIONS AND MEMBERSHIP	52
ABL 2012/13 SEASON REPORT	54
BASEBALL AUSTRALIA DIAMOND AWARDS	58



## MESSAGE FROM THE BASEBALL AUSTRALIA PRESIDENT

On behalf of the Board of the Australian Baseball Federation, I am pleased to present the 2012/2013 Annual Report.

Consistent with recent previous years, 2012/2013 was another action packed year for Australian Baseball, highlighted by the Canberra Cavalry winning Canberra's first ever national baseball title. The Cavalry capitalised on the significant momentum they had been building over the past number of years, to claim the Claxton Shield in the ABL's 3rd season and, in the process, became one of the Leagues most successful teams - both on and off the field.

In addition to a wonderful sold out Championship series staged in Canberra, the League also hosted the 2nd edition of the All Star game in Victoria, with Team Australia defeating the World All Star team in a tight and exciting game.

Our joint venture partnership with Major League Baseball to stage the ABL continues to reap enormous benefits for baseball in this country and our commitment to the League remains unwavering. The ABL is making its mark amongst the Australian sporting landscape and as its profile increases, the general public and the corporate world are beginning to take greater notice of our great game.

Our ever expanding portfolio of national championships continued to flourish throughout the year, with 7 events staged at various locations around the country. It was particularly pleasing to see the Little League brand continue to grow here in Australia, with our largest tournament being the Little League Championships, with a staggering 20 teams vying for the right to participate in the Little League World Series. And what a proud moment it was to then watch the Perth Central Firebirds Little League team on ESPN as they battled against the various other LL Champion teams from around the world at the LL World Series. Congratulations to the Firebirds for getting to the World Series and for winning the sportsmanship award. We were all very proud of you.

Our various National teams continued to take it to the World's best with national teams travelling to the Women's World Cup, the 18U World Championships, the Cal Ripken World Series, the Phoenix Cup, and the World Baseball Classic. It wasn't a particularly successful year for our national teams on the field, but all represented us admirably and continued to prove that Australia is a force to be reckoned with in the International Baseball landscape.

Off the field, substantial improvement was achieved

on the "business" side of the sport. We introduced a new completely integrated database, website and competition management program for the entire sport that we believe will achieve considerable operational efficiencies and economic advantages for all stakeholders. The sport also now has a new and fresh brand that has been designed to reflect an inclusive, contemporary and critically a unified sport.

I am particularly pleased to report that the endless hard work and dedication of so many is continuing to pay off. At a time when most sports in Australia are experiencing membership decline, our sport has enjoyed a 5th consecutive year of membership increases, with just under 50,000 members now enjoying our great game over the course of the year.

Of course, all of the above cannot be achieved without the commitment, support and sacrifice of a long list of people and organisations, and I would like to extend my utmost thanks and gratitude to the following:

- Our principal partner the Australian Sports Commission and their Chairman John Wylie, Chief Executive Officer Simon Hollingsworth, and our ASC Sports Partnership Advisor Tamara Knox;
- Our ABL and Australian Academy Program partners, Major League Baseball; in particular Paul Archey, Peter Wermuth and Tom Nicholson;
- Our baseball family, including member state, territory and regional associations, ABL teams and management, state institutes, clubs, and most importantly our valued volunteers;
- Our corporate partners, sponsors and preferred suppliers, especially Majestic, New Era, Virgin Australia, V Insurance Group, and Fielders Choice.
- My fellow Board Directors who give freely of their time and who are focused on the continued success of our sport at the highest standards of governance; and
- Finally to the staff of the ABF, led by our CEO, Brett Pickett. Our staff faced a number of challenges throughout the year and work tirelessly to stay on top of things in order to grow our game.

We are looking forward to continued success in 2013/2014 and appreciate all of the efforts of everyone involved in Australian Baseball.



David Hynes  
President  
Board of the Australian Sports Commission



## MESSAGE FROM THE AUSTRALIAN SPORTS COMMISSION

The Australian Sports Commission (ASC) is committed to ensuring Australian athletes excel in the international sporting arena, and increasing Australians' participation in sport.

These two clear objectives are mutually reinforcing – international success inspires Australians to participate in sport and greater participation helps nurture our future champions. Sport inspires individuals, unites communities and encourages active lifestyles.

Success at the international level has become even more challenging for Australian athletes. Traditional competitors keep getting better, and rising countries are becoming forces to be reckoned with. Our tenth placing in the medal table at the London Olympic Games continued a downward trend over the past three games.

Through Australia's Winning Edge 2012-2022, our game plan to move Australian sport from world class to world best, we are changing the role of the Australian Institute of Sport (AIS) and the delivery of the high performance program, improving the financial performance and position of national sporting organisations (NSOs) and strengthening the governance structures and standards of NSOs.

We have initiated a fundamental reform process to improve Australian sport, by linking high performance sports funding more closely with performance; ensuring the AIS is the world's best high performance sports institute; modernising

governance structures in a number of sports; investing to improve coaching, leadership skills, talent identification and innovation in Australian sport; and reinforcing public confidence in the integrity of sport. These reforms will create lasting change and improvement.

In 2013-14, the Australian Government, through the ASC, is investing almost \$120 million in national sporting organisations for high performance programs and to promote grassroots participation in sport.

Our partner sports can expect a much sharper focus by the ASC in future on best practice governance and administration, intellectual property ownership, athlete management and support structures and general accountabilities by the sports. Equally, the ASC is committed to changing to meet the needs of contemporary sport.

Importantly, the ASC is focused on promoting grassroots participation in sport throughout Australia and to continue a suite of successful national programs such as the Active After-school Communities program. Increased community sport participation has a profound long term dividend, and remains a vital objective of the ASC.

The ASC looks forward to working in collaboration with the sport sector to encourage more people into sport and to drive Australia's continued international sporting success.



**Australian Government**  
**Australian Sports Commission**

**John Wylie AM**  
Chairman  
Board of the Australian Sports Commission



## MESSAGE FROM THE CHIEF EXECUTIVE

### IT IS WITH MUCH PLEASURE THAT I PRESENT THE 2012/2013 AUSTRALIAN BASEBALL FEDERATION (ABF) ANNUAL REPORT.

The 2012/2013 year marked a significant year of progress for Baseball in Australia. I have been fortunate to have spent the past 12 years at the ABF, the last 3 of which have been spent as CEO, and I cannot recall a more productive year for Australian Baseball.

#### A SUMMARY OF THE MAJOR HIGHLIGHTS AND PROGRESS ACHIEVED INCLUDES:

- A 19% increase to our grassroots membership base. Our membership is now 47,000 members strong, and growing. This is quite an achievement that everyone in our sport should be proud of, particularly considering the overall trend of traditional membership decline in Australian sports;
- The design and initial implementation of a new fully integrated website, database and competition management system. This has been an enormous task for all stakeholders, but one that should put our sport at the forefront of service delivery for many year to come;
- The design and implementation of a new cohesive branding structure for the ABF and its member State and Territory bodies;
- A comprehensive and consultative review of our existing participant pathway with the desired intent of creating an all inclusive participant pathway designed to generate life long involvement in baseball;
- The first ever Australian Little League team playing in the Little League World Series;
- The announcement that Major League Baseball will open its 2014 season in Sydney;
- A further 3M dollars + invested in or committed to upgrading various baseball facilities around the country;
- The Canberra Cavalry finishing a successful overall season by winning Canberra's first ever Claxton Shield in the 3rd season of the Australian Baseball League;
- The development of on all of sport Strategic Plan, developed in consultation with all member State and Territory bodies, that sets the roadmap for the ongoing growth of baseball in Australia.

As mentioned above, one of the most exciting developments during the year was Major League Baseball's decision to open their 2014 season in Sydney. On the 22nd and 23rd of March 2014, the Los Angeles Dodgers and the Arizona Diamondbacks will go head to head in a 2 game series, on one of the most iconic sporting grounds in Australia, indeed the world; the Sydney Cricket Ground. Furthermore, the Australian national team will play an exhibition game against each of the respective MLB teams on the 20th and 21st of March.

This is obviously an incredibly exciting event for all baseball fans in Australia and we hope as many of our members get the opportunity to attend what may be a once in a lifetime opportunity. We are working diligently to ensure that the Opening Series leaves a legacy for Australian Baseball and assists us to continue to grow our great game.

The year was not without its challenges of course, none greater than the considerable cut we received to our funding from the Australian Sports Commission (ASC). As baseball is neither an Olympic nor a Commonwealth Games sport, our ability to contribute to the ASC's Winning Edge targets is very limited, and our High Performance funding was subsequently considerably reduced. While this was naturally disappointing, we remain optimistic that baseball will eventually be placed back onto the Olympic Program by the International Olympic Committee, at which time we are confident the ASC will revisit our High Performance funding levels.

In the meantime, the ASC continue to recognise and reward our efforts in growing participation in baseball and we continue to work with them to ensure we have the appropriate support and resources for our ongoing efforts to grow the game.

A key catalyst for our growth initiatives, the Australian Baseball League (ABL) also enjoyed its 3rd successful season. Historical membership data proves there is a direct correlation between the success of the ABL and our grassroots membership numbers. As the ABL grows, the game grows. As such, the ABL continues to be the cornerstone of our growth strategies, and is the primary driving factor behind our recent membership increases. To all of our members who have patronised and supported the ABL, we thank you. Please maintain your support of this all important League as it is critical to the overall health and success of the game.


My congratulations go to ABL CEO Peter Wermuth and his team at the ABL head office, all the team GM's and their staff and of course all the players that put on a wonderful baseball show week in week out during the ABL.

While much has been accomplished over the past year, the real work is in front of us as we seek to capitalise on the growth platform that has been established over the last number of years. The football and cricket codes continue to expand and grow their resources on the back of their high profile national leagues and teams, and we must work harder and more creatively to cement baseball's position within the greater Australian sporting landscape. I look forward to taking the journey with you all.

## ACKNOWLEDGMENTS

I would once again like to thank the long list of individuals and organisations that have helped in so many ways over the past year:

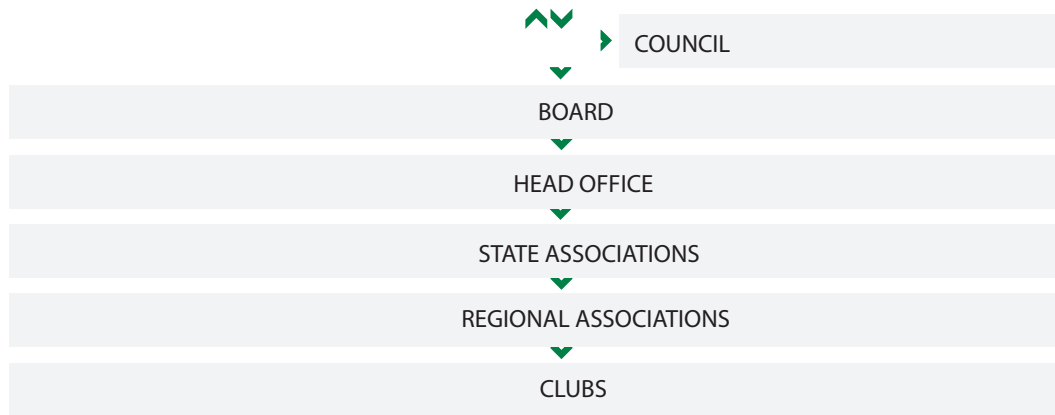
- First and foremost, to our army of volunteers who dedicate their time and energy to the game, we thank you. We are eternally grateful for all that you do for and give to this sport;
- Congratulations to all BADA award winners and inductees to the ABF Hall of Fame.
- Thank you to all our key strategic and commercial partners, in particular the Australian Sports Commission, Major League Baseball, the Australian Baseball League, Majestic Apparel, New Era Caps, Fielders Choice, Virgin Australia, ANPHA and all other sponsors - we thank you for your ongoing support;
- Congratulations to first time ABL/Claxton Shield Champions, the Canberra Cavalry;
- Thank you to our member State & Territory Associations. I believe one of the key factors in a sports ongoing success is a strong working relationship between the National and State bodies, and we are fortunate to enjoy such relationships in baseball. My thanks go to all State Presidents, CEO's and their staff for their hard work and commitment to moving the game forward;
- Thank you to the ABF President David Hynes fellow Board members Evan Stewart, Geoff Pearce, Rob Sadler, Yasmine Grey, Peter Williams and Craig Shipley for their endless support and dedication to the game;
- And finally to the staff of the ABF for their tireless work, energy and support. No one knows better than I how hard the ABF team works and I am genuinely grateful for what they have accomplished together this past year.



---

Brett Pickett  
Chief Executive Officer  
Baseball Australia

## ORGANISATION STRUCTURE



### 2012-13 PERSONNEL BOARD OF DIRECTORS



David Hynes  
President / Chairman  
**Portfolios:**  
Baseball Operations  
Olympics.



Ron Finlay  
Deputy Chairman Until  
May 2013  
**Portfolios:**  
International Relations,  
Governance, Hall of Fame.



Geoff Pearce  
**Portfolios:**  
Sponsorship, Commercial  
Affairs



Peter Williams  
**Portfolios:**  
Finance



Evan Stewart  
**Portfolios:**  
Participation,  
Government Relations,  
Baseball Operations  
(committee chair).



Yasmine Gray  
**Portfolios:**  
Marketing and  
Communications



Rob Sadler  
**Portfolios:**  
Legal,  
Administrative Appeals



Craig Shipley  
**Portfolios:**  
High Performance,  
Baseball Operations.  
Commenced June 2013



Brett Pickett  
Chief Executive Officer  
**Portfolios:**  
Finance, Administration, Facilities,  
Stakeholder Management, Strategic Plan

## STATE COUNCIL

The Council consists of a representative from each State and Territory (ultimately the President or Commissioner of that State/Territories board) as follows:

### AUSTRALIAN CAPITAL TERRITORY

Theo Vassalakis,  
Commissioner,  
Baseball ACT

### NEW SOUTH WALES

Ray Vercoe,  
Chairman,  
Baseball NSW

### NORTHERN TERRITORY

Michael Bongiorno,  
President  
Baseball NT

### VICTORIA

Clayton Cremari  
President  
Baseball VIC

### QUEENSLAND

Bruce Mutch  
Commissioner  
Baseball QLD

### SOUTH AUSTRALIA

Shayne Bennett  
President  
Baseball SA

### WESTERN AUSTRALIA

Stephen Byrne  
Chairman

## HEAD OFFICE

### CHIEF EXECUTIVE OFFICER

Brett Pickett

### NATIONAL TEAMS AND COMPETITIONS MANAGER

Mark Priestley

### TEAMS AND COMPETITIONS COORDINATOR

Cassandra Sedgman

### NATIONAL PLAYER AND COACH DEVELOPMENT MANAGER

Peter Gahan

### PLAYER AND COACH DEVELOPMENT COORDINATOR

Drew Samuelson

### PLAYER DEVELOPMENT COORDINATOR

Bill O'Sullivan (part-time)

### NATIONAL MARKETING AND COMMUNICATIONS MANAGER

Trish Quayle

### MARKETING AND COMMUNICATIONS COORDINATOR

Drew Dezen (February - July 2013)

### NATIONAL CORPORATE PARTNERSHIPS MANAGER

Gaby Anger (ABL Office)

### NATIONAL PARTICIPATION MANAGER

Justin Drew

### NATIONAL TECHNICAL OFFICIALS MANAGER

Geoff Robertson (part-time)

### FINANCIAL CONTROLLER

Kerran Evans



# STATE AND TERRITORY ASSOCIATIONS

## AUSTRALIAN CAPITAL TERRITORY



- Commissioner – Theo Vassalakis
- Deputy Commissioner – Greg Kent
- General Manager – Tom Vincent
- Head Coach – Brent Phelan
- Website and Administration Coordinator – Jamie Kingham

## NEW SOUTH WALES



- Chairman – Ray Vercoe
- Advisor – Bob Turner
- Chief Executive Officer – Tim Harradine
- Participation Manager – Mat Sundstrom
- High Performance and Baseball Operations – Glenn Williams
- Office Manager – Narelle Fox

## NORTHERN TERRITORY



- President – Michael Bongiorno
- Executive Officer – Lisa Hooley
- Development Officer – Kevin Johnson

## QUEENSLAND



- Commissioner – Bruce Mutch
- Chief Executive Officer – Colin Dick
- Development Manager – Gareth Jones
- Development Officer – Shayne Watson
- Development Officer – Alan Connors
- High Performance Manager – Andy Utting
- Administration Manager – Peter Mc Clenahan

## SOUTH AUSTRALIA



- President – Shayne Bennett
- Chief Executive Officer – Renae Roach
- General Manager On Field Operations – Paul Chandler
- Administration – Nyrell Davidson/ DaniSapio
- Aussie T-Ball – Stuart Millar

## VICTORIA



- President – Clayton Crameri
- Chief Executive Officer – Neale Price
- Participation Manager – Justin Huber
- Operations Coordinator – Christine Little/David Zucchet/Ashley Blair
- Financial Controller – Lew Flower
- High Performance Manager – Damian Shanahan

## WESTERN AUSTRALIA



- Chairman – Stephen Byrne
- Company Secretary – Geoff Hooker
- General Manager – Lachlan Dale
- Player Development Manager – Steve Fish
- Facility Manager – Rodney Drew
- Office Manager – Susan Reid
- Competitions Manager and Regulations – Andrew Todd
- Registrar, Results, Scorers and Statistics – Natalie Todd
- Little League Coordinator – David Hayes
- Registrar, Results and Admin – Caroline Adamson

## LIFE MEMBERS

- 1957 - MrReg E Darling\*
- 1976 - Mr G C (Don) Mould\*
- 1977 - Mr J B (John) Hollander OBE\*
- 1977 - Mr E (Tim) Bassingthwaighte
- 1978 - Mr Robert (Bob) J Black\*
- 1985 - Mr John Anderson
- 1992 - Mr Neville Pratt OAM\*
- 1993 - Mr Kingsley Wellington
- 2000 - Mr Ken Douglass
- 2000 - Mr Peter Dihm
- 2001 - Ms Jan Thurley
- 2003 - Mr Ross Straw\*
- 2003 - Mr Rodney Byrne OAM\*
- 2004 - Mr Ian Ross
- 2005 - Mr Alan Waldron
- 2009 - Mr Ron Morgan\*
- 2011 - Mr Mark Peters
- 2013 - Geoff Pearce
- 2013 - Ron Finlay

\*Denotes deceased

## COMMITTEES

### BASEBALL OPERATIONS

Brett Pickett (BA)  
Craig Shipley (Board)  
Justin Drew (BA)  
Phil Dale (VIC)  
Jon Deeble (QLD)  
Peter Gahan (BA)  
Evan Stewart (Board)  
Geoff Robertson (BA)  
Ben Foster (ABL)  
Dean White (WA)

### HERITAGE COMMITTEE

Peter Williams (Board)  
Geoff Robertson (BA)  
Kevin Cantwell (QLD)  
Hartley Anderson  
Lionel Harris (NSW)  
Brian Davis (NSW)  
Peter Dihm (VIC)  
Robert Laidlaw (SA)  
Doug Corker (WA)

### SCORERS DEVELOPMENT

Robyn Karlsen (CABS)  
Steve Eads (SA)  
Paula Kenning  
MeriBrieley  
Vicki Beard (ACT)  
Sue McCullough (NSW)  
Libby Williams (NT)  
Janelle Dunsdon (QLD)  
Michele Winther (VIC)  
Natalie Todd (WA)  
Steve Eads (SA)

### TOURNAMENT MANAGEMENT

Justin Drew (BA)  
Geoff Robertson (BA)  
David Nagy (NSW)  
Neil Barrowcliff (NSW)  
Dean White (WA)  
Shayne Bennett (SA)

### UMPIRE DEVELOPMENT

Geoff Robertson (Secretary)  
Ian McKenzie (VIC)  
David Gripper (WA)  
Paul Latta  
Trent Thomas (NSW)  
Matthew Pearson (ACT)  
Neil Poulton (SA)  
Craig Marquardt (NT)  
Ross Picot (NSW)  
Nathan Clegg (NSW)

FINANCIAL REPORT FOR  
THE YEAR ENDED  
30 JUNE 2013



AUSTRALIAN BASEBALL FEDERATION  
A.B.N. 18 610 026 404

FINANCIAL  
REPORT FOR  
THE YEAR ENDED  
30 JUNE 2013

I N D E X

Director's Report

Director's Declaration

Independent Audit Report

Independence Declaration

Statement of Comprehensive Income

Statement of Financial Position

Statement of Changes in Equity

Cash Flow Statement

Notes to and Forming Part of the Financial Report

In accordance with a resolution of the Board of Directors, the Directors present their financial report of Australian Baseball Federation Inc. ("ABF") for the year ended 30 June 2013 and the state of Australian Baseball Federation Inc. financial affairs as at that date

## BOARD MEMBERS

The following persons held office as board members of the ABF during the period or since the end of the year and up to the date of this paper.

David Hynes	President
Geoff Pearce	Director
Ron Finlay	Director
Peter Williams	Director
Evan Stewart	Director
Yasmine Gray	Director (Appointed 1 August 2012)
Rob Sadler	Director (Appointed 30 June 2012)
Brett Pickett	Chief Executive Officer

## BOARD MEETINGS

During the year 5 board meetings were held.

Meetings attended	
David Hynes	5
Geoff Pearce	5
Ron Finlay	5
Peter Williams	5
Evan Stewart	5
Yasmine Gray	5
Rob Sadler	4

## PRINCIPAL ACTIVITIES

The general activities of ABF are set out throughout this Annual Report and there were no significant changes from the principal mission "to provide national leadership and a national framework for harnessing the energies of the many baseball people and organisation throughout Australia with the aim of building the business of baseball for the benefit of all".

## REVIEW OF OPERATIONS

The Australian Baseball Federation (ABF) is the peak body for the sport of baseball in Australia. It is recognised by the International Baseball Federation (IBAF), the Australian Sports Commission, the Australian Olympic Committee, Major League Baseball and other professional leagues around the world.

The ABF's main function is to conduct, encourage, promote, standardise, control and administer all forms of the sport throughout Australia. As part of its operations the ABF also conducts the annual Major League Baseball Australian Academy Program (M.L.B.A.A.P.), in conjunction with Major League Baseball (MLB), which is the benchmark player development program for the sport. The ABF is also a partner in a joint venture with MLB to operate the professional Australian Baseball League (ABL).

	<b>30 June 2013</b>	<b>30 June 2012</b>
Australian Baseball Federation Inc.	<b>(1,060,916)</b>	<b>(614,024)</b>
Major League Baseball Australian Academy Program(M.L.B.A.A.P.)	<b>(175,074)</b>	<b>(230,812)</b>

\* Included in the revenue of M.L.B.A.A.P and expenses of ABF is an interdivision transfer of: \$210,000

# DIRECTORS' REPORT

## CHANGES IN STATE OF AFFAIRS

Following a decision by the Board on the 3rd May 2013 it was agreed to write off the long term loan in the sum of \$1,790,933.00 due by the Australian Baseball League Pty Ltd.

However it was noted that should circumstances change in the future for the Australian Baseball League Pty Ltd the Federation reserves the right to recover all or part of the loan previously written off.

## BOARD MEMBER BENEFITS

One board member has received or is entitled to receive, during or since the financial year, a benefit because of a contract made by the entity or related body corporate with the board member, a firm which the board member is a member or an entity in.

Chief Executive Brett Pickett or related entities 30 June 2013: \$134,839 (30 June 2012: \$134,379) This statement excludes any benefit included in the aggregate amount of the emoluments received or due and receivable by board members, shown in the entity's accounts, or the fixed salary of a fulltime employee of the entity or related body corporate.

## FINANCIAL POSITION

The net assets of the entity have remained constant over the year.

### After Balance Date Events

There have been no significant changes in the state of affairs of ABF since year end.

### Officers' Indemnities and Insurance

During the financial year ABF entered into an insurance contract which serves to indemnify Directors and staff for costs incurred by them in defending legal proceedings arising out of the performance of their normal duties as Directors and staff officers.

### Environmental Issues

The entity's operations are not subject to significant environmental regulation under the law of the Commonwealth and State.

### Auditors Independence Declaration

A copy of the auditor's independence declaration as required under section 307C of the Corporations Act 2001 has been included.

Signed in accordance with a resolution of the Members of the Board on : 21 October 2013



---

**David Hynes**  
President



---

**Brett Pickett**  
Chief Executive Officer

## DIRECTOR'S DECLARATION

The directors have determined that the company is not a reporting entity and that this special purpose financial report should be prepared in accordance with the accounting policies described in Note 1 to the financial statements.

### THE DIRECTORS DECLARE THAT:

- (a) The financial statements and notes, are in accordance with the Corporations Act 2001 and:
  - (1) Comply with Accounting Standards and the Corporations Regulations 2001 to the extent described in Note 1 to the financial statements; and
  - (2) Give a true and fair view of the company's financial position as at 30 June 2013 and its performance as represented by the results of its operations and its cash flows, for the year ended on that date in accordance with the accounting policies described in Note 1 to the financial statements; and
- (b) in the directors opinion:**
  - (1) there are reasonable grounds to believe that the company will be able to pay its debts as and when they become due and payable; and
  - (2) the financial statements and notes are in accordance with the Corporations Act 2001.

This declaration is made in accordance with a resolution of the directors.



---

Gold Coast,  
21 October 2013

# INDEPENDENT AUDITOR'S REPORT TO THE MEMBERS OF AUSTRALIAN BASEBALL FEDERATION INC

## REPORT ON THE FINANCIAL REPORT

We have audited the accompanying financial report of Australian Baseball Federation Inc., being a special purpose financial report which comprises the Statement of Financial Position as at 30 June 2013 and the Statement of Comprehensive Income, Statement of Changes in Equity and Cash Flow Statement for the period ended on that date, a summary of significant accounting policies and other explanatory notes and the directors' declaration.

## DIRECTORS' RESPONSIBILITY FOR THE FINANCIAL REPORT

The directors of the company are responsible for the preparation and fair presentation of the financial report and have determined that the accounting policies described in Note 1 to the financial statements which form part of the financial report, are appropriate to meet the requirements of the Corporations Act 2001 and are appropriate to meet the needs of the members. The directors responsibility also includes designing, implementing and maintaining internal control relevant to the preparation and fair presentation of the financial report that is free from material misstatement, whether due to fraud or error; selecting and applying appropriate accounting policies; and making accounting estimates that are reasonable in the circumstances.

## AUDITOR'S RESPONSIBILITY

Our responsibility is to express an opinion on the financial report based on our audit. No opinion is expressed as to whether the accounting policies used, as described in Note 1, are appropriate to meet the needs of the members. We conducted our audit in accordance with Australian Auditing Standards. These Auditing Standards require that we comply with relevant ethical requirements relating to audit engagements and plan and perform the audit to obtain reasonable assurance whether the financial report is free from material misstatement.

An audit involves performing procedures to obtain audit evidence about the amounts and disclosures in the financial report. The procedures selected depend on the auditor's judgement, including the assessment of the risks of material misstatement of the financial report, whether due to fraud or error. In making those risk assessments, the auditor considers internal control relevant to the entity's preparation and fair presentation of the financial report in order to design audit procedures that are appropriate in the circumstances, but not for the purpose of expressing an opinion on the effectiveness of the entity's internal control. An audit also includes evaluating the appropriateness of accounting policies used and the reasonableness of accounting estimates made by the directors, as well as evaluating the overall presentation of the financial report.

The financial report has been prepared for distribution to members for the purpose of fulfilling the directors financial reporting under the Corporations Act 2001. We disclaim any assumption of responsibility for any reliance on this report or on the financial report to which it relates to any person other than the members, or for any purpose other than that for which it was prepared.

We believe that the audit evidence we have obtained is sufficient and appropriate to provide a basis for our audit opinion.

## INDEPENDENCE

In conducting our audit, we have complied with the independence requirements of the Corporations Act 2001. We confirm that the independence declaration required by the Corporations Act 2001, was provided to the directors of Australia Baseball Federation Inc on the same date as the date of this auditor's report

## AUDIT OPINION

In our opinion, the financial report of Australian Baseball Federation Inc is in accordance with the Corporations Act 2001, including:

- (a) giving a true and fair view of the company's financial position as at 30 June 2013 and of its performance for the year ended on that date in accordance with the accounting policies described in Note 1; and
- (b) (ii) complying with Australian Accounting Standards (including the Australian Accounting Interpretations) and the Corporations Regulations 2001.



AUDITOR'S INDEPENDENCE DECLARATION UNDER SECTION  
307C OF THE CORPORATIONS ACT 2001 TO THE DIRECTORS OF  
AUSTRALIAN BASEBALL FEDERATION INC.

I declare that, to the best of my knowledge and belief during the period ended 30 June 2013 there have been:

- (1) no contraventions of the auditor independence requirements as set out in the Corporations Act 2001 in relation to the audit; and
- (2) no contraventions of any applicable code of professional conduct in relation to the audit.

JMR Group



Russell Trevorrow  
Registered Company Auditor No. 8708  
Gold Coast, 22 October 2013

STATEMENT OF COMPREHENSIVE INCOME FOR THE YEAR ENDED 30 JUNE 2013

	NOTE	30 June 2013	30 June 2012
		\$	\$
<b>Major League Baseball Academy</b>			
Revenue	2 (a)	343,364	315,263
Interest Received	2 (a)	5	3
Expenses	2 (b)	(518,443)	(546,078)
<b>Total</b>		(175,074)	(230,812)
Operating revenue ABF		4,732,329	4,585,459
Interest received		7,129	18,288
Profit on Disposal of Assets		-	-
<b>Total revenue</b>	2 (a)	4,739,458	4,603,748
Operating expenses ABF		(4,009,138)	(3,989,102)
Interest paid		(303)	(622)
<b>Total expenses</b>	2 (b)	(4,009,441)	(3,989,725)
Write Up (Down) of Impaired Assets		(1,790,933)	-
<b>Total</b>		(1,060,916)	614,023
<b>Profit (Losses) attributable to members of the entity</b>		<b>(1,235,990)</b>	<b>383,211</b>

STATEMENT OF COMPREHENSIVE INCOME FOR THE YEAR ENDED 30 JUNE 2013

	NOTE	30 June 2013	30 June 2012
		\$	\$
<b>CURRENT ASSETS</b>			
Cash and cash equivalents	11	930,071	468,251
Trade and other receivables	3	618,241	342,278
Other assets	4	188,705	552,636
<b>TOTAL CURRENT ASSETS</b>		<b>1,737,017</b>	<b>1,363,164</b>
<b>NON-CURRENT ASSETS</b>			
Property, plant and equipment		6 43,759	39,349
Other assets	4	-	1,540,933
Financial assets	5	25	25
<b>TOTAL NON-CURRENT ASSETS</b>		<b>43,784</b>	<b>1,580,307</b>
<b>TOTAL ASSETS</b>		<b>1,780,801</b>	<b>2,943,471</b>
<b>CURRENT LIABILITIES</b>			
Trade and other payables	7	345,578	188,290
Other liabilities	8	98,537	189,385
Short term provisions	9	81,533	83,449
<b>TOTAL CURRENT LIABILITIES</b>		<b>525,648</b>	<b>461,124</b>
<b>NON CURRENT LIABILITIES</b>			
Long Service Leave	9	28,164	19,370
<b>TOTAL NON CURRENT LIABILITIES</b>		<b>28,164</b>	<b>19,370</b>
<b>TOTAL LIABILITIES</b>		<b>553,812</b>	<b>480,494</b>
<b>NET ASSETS</b>		<b>1,226,988</b>	<b>2,462,978</b>
<b>EQUITY</b>			
Retained earnings	10	1,226,988	2,462,978
<b>TOTAL EQUITY</b>		<b>1,226,988</b>	<b>2,462,978</b>

STATEMENT OF COMPREHENSIVE INCOME FOR THE YEAR ENDED 30 JUNE 2013

	Reserves	Retained Profits	Total
	\$	\$	\$
<b>Balance at 30 June 2011</b>		2,079,767	1,648,380
Profit/(loss) for the period		383,211	431,387
<b>Balance at 30 June 2012</b>	-	<b>2,462,978</b>	<b>2,079,767</b>
<b>Balance at 30 June 2012</b>		2,462,978	2,462,978
Profit/(loss) for the period		(1,235,990)	(1,235,990)
<b>Balance at 30 June 2013</b>	-	<b>1,226,988</b>	<b>1,226,988</b>

## STATEMENT OF COMPREHENSIVE INCOME FOR THE YEAR ENDED 30 JUNE 2013

	NOTE	30 June 2013	30 June 2012
		\$	\$
<b>CASH FLOWS FROM OPERATING ACTIVITIES</b>			
Receipts from clients		4,645,021	5,090,276
Payments to suppliers and employees		(4,457,814)	(4,823,484)
Interest received		7,134	18,291
Interest paid		(303)	-
<b>NET CASH FROM OPERATING ACTIVITIES</b>	<b>11 (a)</b>	194,038	285,083
<b>CASH FLOWS FROM INVESTING ACTIVITIES</b>			
<b>Payment for:</b>			
Other Investments		250,000	(677,208)
Purchase of property, plant and equipment		17,782	(5,015)
<b>Proceeds From:</b>			
Proceeds from sale of investment		-	-
<b>NET CASH FROM INVESTING ACTIVITIES</b>		267,782	(682,223)
Net increase/(decrease) in cash held		461,820	(397,140)
Cash at the beginning of the Period		468,251	865,392
<b>CASH AT THE END OF THE PERIOD</b>	<b>11 (b)</b>	930,071	468,251

# NOTE 1 - STATEMENT OF SIGNIFICANT ACCOUNTING POLICIES

## REPORTING STATUS

The directors have determined that the company is not a reporting entity. As a result, the financial report is a special purpose financial report prepared to satisfy the financial report preparation requirements of the Corporations Act 2001.

The Australian Baseball Federation Inc. is an incorporated society, registered in South Australia. The association's principal activity is to manage, develop and promote baseball in Australia.

## BASIS OF PREPARATION

The report has been prepared in accordance with the requirements of the Corporations Act 2001, and the following applicable Australian Accounting Standards:

AASB 101:	Presentation of Financial Statements
AASB 107:	Cash Flow Statements
AASB 108:	Accounting Policies, Changes in Accounting Estimates and Errors
AASB 1031:	Materiality
AASB 1048:	Interpretation and Application of Standards

No other Accounting Standard, Australian Accounting Interpretations or other authoritative pronouncements of the Australian Accounting Standards Board have mandatory application. The company has however applied the measurement and recognition criteria of all accounting standards.

## REPORTING BASIS AND CONVENTIONS

The financial report is presented in Australian dollars.

The financial report has been prepared on an accruals basis and is based on historical costs modified by the revaluation of selected noncurrent assets, financial assets and financial liabilities for which the fair value basis of accounting has been applied.

The directors evaluate estimates and judgements incorporated into the financial report based on historical knowledge and best available current information. Estimates assume a reasonable expectation of future events and are based on current trends and economic data, obtained both externally and within the company. There were no key adjustments during the year which required accounting estimates or judgements.

The following is a summary of the material accounting policies adopted by the company in the preparation of the financial report. The accounting policies have been consistently applied, unless otherwise stated.

The charge for current income tax expense is based on the profit/loss for the year adjusted for any non-assessable or disallowed items. It is calculated using the tax rates that have been enacted or are substantially enacted by the balance sheet date.

Deferred tax is accounted for using the balance sheet liability method in respect of temporary differences arising between the tax bases of assets and liabilities and their carrying amounts in the financial statements. No deferred income tax will be recognised from the initial recognition of an asset or liability, excluding a business combination, where there is no effect on accounting or taxable profit or loss.

Deferred tax is calculated at the tax rates that are expected to apply to the period when the asset is realised or liability is settled. Deferred tax is credited in the income statement except where it relates to items that may be credited directly to equity, in which case the deferred tax is adjusted directly against equity.

Deferred income tax assets are recognised to the extent that it is probable that future tax profits will be available against which deductible temporary differences can be utilised. Future income tax benefits in relation to tax losses are not brought to account unless there is virtual certainty of realisation of the benefit.

# NOTE 1 - STATEMENT OF SIGNIFICANT ACCOUNTING POLICIES (CONTINUED)

## (B) PROPERTY, PLANT, AND EQUIPMENT

Property, plant and equipment are brought to account at cost or at independent or directors' valuation, less, where applicable, any accumulated depreciation or amortisation. The carrying amount of property, plant and equipment is reviewed annually by directors to ensure it is not in excess of the recoverable amount from these assets. The recoverable amount is assessed on the basis of the expected net cash flows which will be received from the assets employment and subsequent disposal.

The depreciable amount of all fixed assets including capitalised lease assets, but excluding freehold land, are depreciated over their useful lives using the diminishing method commencing from the time the asset is held ready for use. Leasehold improvements are amortised over the shorter of either the unexpired period of the lease or the estimated useful lives of the improvements. Depreciation rates and methods are reviewed annually and, if necessary, adjustments are made.

The depreciation rates used for each class of depreciable asset are:

Class of Asset	Depreciation Rate
Plant and Equipment	20 - 40%

The gain or loss on disposal of all fixed assets, including re-valued assets, is determined as the difference between the carrying amount of the asset at the time of disposal and the proceeds of disposal, and is included in operating profit before income tax of the economic entity in the year of disposal. Any realised revaluation increment relating to the disposed asset, which is included in the asset revaluation reserve, is transferred to retained earnings at the time of disposal.

## (C) INTANGIBLES

Licences, Patents and trademarks

Licences, patents and trademarks are recognised at cost of acquisition. All intellectual property has a finite life and is carried at cost less any accumulated amortisation and any impairment losses.

### **Research and Development**

Expenditure during the research phase of a project is recognised as an expense when incurred. Development costs are capitalised only when technical feasibility studies identify that the project will deliver future economic benefits and these benefits can be measured reliably.

Development costs have a finite life and are amortised on a systematic basis matched to the future economic benefits over the useful life of the project.

## (D) IMPAIRMENT OF ASSETS

At each reporting date, the company reviews the carrying values of its tangible and intangible assets to determine whether there is any indication that those assets have been impaired. If such an indication exists, the recoverable amount of the asset, being the higher of the asset's fair value less costs to sell and value in use, is compared to the asset's carrying value. Any excess of the asset's carrying value over its recoverable amount is expensed to the income statement.

## (E) PAYABLES

A liability is recorded for trade creditors and other accounts payable with respect to goods and services received prior to balance date, whether invoiced to the company or not. Trade creditors and other accounts payable are normally settled within 30 days.

## (F) EMPLOYEE BENEFITS

Provision is made for the company's liability for employee benefits arising from services rendered by employees to balance date. Employee benefits expected to be settled within one year together with entitlements arising from wages and salaries and annual leave which will be settled after one year, have been measured at the amounts expected to be paid when the liability is settled, plus related on-costs. Other employee benefits payable later than one year have been measured at the present value of the estimated future cash outflows to be made for those benefits.

Contributions are made by the company to employee superannuation funds and are charged as expenses when incurred.

# NOTE 1 - STATEMENT OF SIGNIFICANT ACCOUNTING POLICIES (CONTINUED)

## (G) PROVISIONS

Provisions are recognised when the company has a legal or constructive obligation, as a result of past events, for which it is probable that an outflow of economic benefits will result and that outflow can be reliably measured.

## (H) CASH AND CASH EQUIVALENTS

Cash and cash equivalents include cash on hand, deposits held at call with banks, other short-term highly liquid investments with original maturities of three months or less, and bank overdrafts. Bank overdrafts are shown within short-term borrowings in current liabilities on the balance sheet.

For the purposes of the statement of cash flows, cash includes cash on hand and in banks and investments in money market instruments, net of any outstanding bank overdrafts.

## (I) TRADE DEBTORS

Sales made on credit are included in "Trade Debtors" and are recorded at the balance due, less a provision for doubtful debts for an amount estimated to be uncollectible. Trade debtors are due within 30 days from the end of the month.

## (J) REVENUE

Income is recorded on an accruals basis as the goods are delivered or the service provided. Interest revenue is recognised on a proportional basis taking into account the interest rates applicable to the financial assets.

Government grants are only recognised as revenue when they are received and there is reasonable assurance that the company will or has complied with the conditions attaching to them. Grants are recognised as income over the periods necessary to match them with the related costs which they are intended to compensate.

All revenue is stated net of the amount of goods and services tax (GST).

## (K) FINANCIAL INSTRUMENTS

### Recognition

Financial instruments are initially measured at cost on trade date, which includes transaction costs, when the related contractual rights or obligations exist. Subsequent to initial recognition these instruments are measured as set out below.

### Loans and receivables

Loans and receivables are non-derivative financial assets with fixed or determinable payments that are not quoted in an active market and are stated at amortised cost using the effective interest rate method.

### Financial liabilities

Non-derivative financial liabilities are recognised at amortised cost, comprising original debt less principal payments and amortisation.

### Fair value

Fair value is determined based on current bid prices for all quoted investments. Valuation techniques are applied to determine the fair value for all unlisted securities, including recent arm's length transactions, reference to similar instruments and option pricing models.

### Impairment

At each reporting date, the group assess whether there is objective evidence that a financial instrument has been impaired. In the case of available-for-sale financial instruments, a prolonged decline in the value of the instrument is considered to determine whether an impairment has arisen. Impairment losses are recognised in the income statement.

# NOTE 1 - STATEMENT OF SIGNIFICANT ACCOUNTING POLICIES (CONTINUED)

## (L) GOODS AND SERVICES TAX

Revenues, expenses and assets are recognised net of the amount of goods and services tax (GST), except where the amount of GST incurred is not recoverable from the Australian Taxation Office (ATO). In these circumstances the GST is recognised as part of the cost of acquisitions of the asset or as part of an item of the expense. Receivables and payables are stated with the amount of GST included.

The net amount of GST receivable/payable to the ATO is included as a current asset/liability in the balance sheet.

Cash flows are included in the statement of cash flows on a gross basis. The GST components of cash flows arising from investing and financing activities, which are recoverable from, or payable to the ATO, are classified as operating cash flows.

Comparative figures have also been changed where classifications of income and expenditure items have been altered from the prior year as a result of a review by the directors. The new classifications have been altered to reflect a more accurate view of the company's operations.

	30 June 2013	30 June 2012
<b>NOTE 2 REVENUE</b>	<b>\$</b>	<b>\$</b>
<b>(a) Operating activities</b>		
ASC grants	1,733,000	1,647,098
Commercial	460,497	287,331
MLBAAP income	343,364	315,263
Member fees	821,198	767,712
Other Income	389,144	265,925
Events/program income	1,270,210	1,560,827
Development	58,281	56,567
Interest revenue	7,134	18,291
<b>Total Revenue</b>	<b>5,082,827</b>	<b>4,919,014</b>
<b>(b) Operating expenses</b>		
Event costs	1,322,625	1,541,800
High performance general	517,747	394,481
Commercial	127,149	134,223
MLBAAP expenses	518,442	546,078
Membership	293,027	266,050
Development	318,370	262,911
Administration	354,678	288,666
Payroll & Consultants	1,055,893	1,078,102
Other expenses	-	-
Interest expense	303	622
Audit Services	19,649	22,870
<b>Total Operating Expenses</b>	<b>4,527,883</b>	<b>4,535,803</b>



	30 June 2013	30 June 2012
<b>NOTE 3 TRADE AND OTHER RECEIVABLES</b>	<b>\$</b>	<b>\$</b>
<b>ACurrent</b>		
Trade debtors	546,211	298,817
Provision for doubtful debts	(10,000)	(10,000)
Other receivables	32,530	44,545
Stock on Hand	49,501	-
Current tax assets	-	8,698
	<u>618,241</u>	<u>342,060</u>
Loan - Australian Baseball League (recoveries)	-	218
	<u>618,241</u>	<u>342,278</u>

<b>NOTE 4 OTHER ASSETS</b>		
<b>Current</b>		
Loans - other	6,000	129,284
Prepayments	182,704	423,352
	<u>188,705</u>	<u>552,636</u>
<b>Non-current</b>		
Balance bought forward	1,540,933	863,725
Movement of loan	250,000	677,208
Less Write Up (Down) of Impaired Assets	(1,790,933)	-
	<u>-</u>	<u>1,540,933</u>
	<u>188,705</u>	<u>2,093,569</u>

<b>NOTE 5 FINANCIAL ASSETS</b>		
Other		
Investment - ABL	(Note13)	25
		<u>25</u>
		<u>4,527,883</u>
		<u>4,535,803</u>

Australian Baseball League Pty Ltd (ABL) is a company limited by shares , incorporated and domiciled in Australia . The Company's principal activity is to develop and operate the Australian Baseball League being professional baseball in Australia

<b>NOTE 6 PLANT AND EQUIPMENT</b>	30 June 2013	30 June 2012
	<b>\$</b>	<b>\$</b>
Plant & Equipment	253,257	235,475
Less: Accumulated depreciation	209,498	196,126
	<u>43,759</u>	<u>39,349</u>

<b>By Category:</b>	<b>Furniture &amp; fittings at cost</b>	<b>Office equipment at cost</b>	<b>Computer equipment at cost</b>	<b>Total</b>
<b>Gross carrying amount</b>				
Balance at 30 June 2012	99,379	48,407	87,689	235,475
Additions:	12,955	844	3,983	17,782
Disposals:	-	-	-	-
<b>Balance at 30 June 2013</b>	<u>112,334</u>	<u>49,251</u>	<u>91,672</u>	<u>253,257</u>
<b>Accumulated depreciation</b>				
Balance at 30 June 2012	80,203	45,105	70,818	196,126
Expense	4,393	1,074	7,905	13,372
Disposals:	-	-	-	-
<b>Balance at 30 June 2013</b>	<u>84,596</u>	<u>46,179</u>	<u>78,723</u>	<u>209,498</u>
<b>Net carrying amount</b>	<b>27,738</b>	<b>3,072</b>	<b>12,949</b>	<b>43,759</b>

	30 June 2013	30 June 2012
<b>NOTE 7 TRADE AND OTHER PAYABLES</b>	<b>\$</b>	<b>\$</b>
<b>Unsecured:</b>		
Trade Creditors	233,346	76,950
Accrual and other payables	112,231	111,340
	<u>345,577</u>	<u>188,290</u>
<b>NOTE 8 OTHER LIABILITIES</b>		
Revenue received in advanced	<u>98,537</u>	<u>189,385</u>
<b>NOTE 9 PROVISIONS</b>		
<b>Current</b>		
Accrued annual leave	81,533	83,449
<b>Non-current</b>		
Long service leave	28,164	19,370
	<u>109,697</u>	<u>102,819</u>

<b>NOTE 10 RETAINED EARNINGS</b>				
	Members'	General	MLBAAP	Total
Balance at the beginning of the periodequity b/fwd	\$	\$	\$	\$
<b>30 June 2012</b>				
	717,081	1,499,896	(137,210)	1,648,380
Surplus / (Deficit) for the year		614,023	(230,812)	431,387
Transfer to equity				
Prior year adjustment (ii)				
<b>Equity as at 30 June 2012</b>	<u>717,081</u>	<u>2,113,919</u>	<u>(368,022)</u>	<u>2,079,767</u>
<b>30 June 2013</b>				
Balance at the beginning of the period	717,081	2,113,919	(368,022)	2,462,978
Surplus / (Deficit) for the year (i)		(1,060,916)	(175,074)	(1,235,990)
Transfer from (to) reserves				-
<b>Equity as at 30 June 2013</b>	<u>717,081</u>	<u>1,053,004</u>	<u>(543,097)</u>	<u>1,226,988</u>

(i) The results are grossed up (down) by including funds allocated to MLBAAP by ABF

**NOTE 11 CASH FLOW INFORMATION**

	30 June 2013	30 June 2012
	\$	\$

**(a) Reconciliation of net cash from operating activities to operating profit after income tax**

Net profit (loss) after income tax	(1,235,990)	383,211
<b>Adjustment for non cash items</b>		
Depreciation	13,372	9,793
Write down of impaired assets	1,790,933	-
<b>Adjustment for changes in assets and liabilities</b>		
Decrease / (increase) in:		
Other debtors	(247,393)	115,273
Prepayments	149,359	(283,225)
Other current assets	(60,324)	130,309
Increase/(decrease) in:		
Accounts payable	107,939	(130,032)
Other creditors	(144,740)	14,802
Provisions	10,434	44,951
<b>Net cash from operating activities</b>	<b>383,591</b>	<b>285,083</b>

(b) For the purposes of the statement of cash flows, cash includes cash on hand and bank deposits at call net of bank overdrafts. Cash at the end of the year as shown in the statement of cash flows is reconciled to the related items in the accounts as follows:

**Reconciliation of cash**

Cash at bank	929,876	468,011
Petty cash	195	240
	<b>930,071</b>	<b>468,251</b>

**NOTE 12 AUDITOR'S REMUNERATION**

Remuneration of the auditor of the company for:

Auditing and reviewing of financial accounts	19,649	20,803
Other services	-	-
	<b>19,649</b>	<b>20,803</b>

**NOTE 13 INVESTMENT IN AUSTRALIAN BASEBALL LEAGUE PTY LTD**

ABF holds a 25% stake in Australian Baseball league Pty Ltd (ABL)

Equity 25 one dollar ordinary shares	(Note 5)	25	25
Long Term Loan	(Note 4)	0	1,540,933
		25	1,540,958

Following a decision by the Board on the 3<sup>rd</sup> May 2013 it was agreed to write off the long term loan in the sum of \$1,790,933.00 due by the Australian Baseball League Pty Ltd.

However it was noted that should circumstances change in the future for the Australian Baseball League Pty Ltd the Federation reserves the right to recover all or part of the loan previously written off.

# NATIONAL TEAMS

## 18U WORLD CHAMPIONSHIPS

SEOUL, KOREA

30 AUG – 9 SEPT, 2012



Off the back of a successful MLBAAP, national selectors finalised a team that they believed to be one of the best to leave our shores given a record year of MLB player signings.

The team got off to a great start with a win of Columbia but were unable move through to the second round with their only other win out of the next four games being over the Netherlands.

### Place 9th Results

Game 1  
Australia 7  
Colombia 4

Game 2  
Venezuela 6  
Australia 3

Game 3  
South Korea 7  
Australia 1

Game 4  
Australia 8  
Netherlands1

Game 5  
Australia 2  
U.S.A 6

### Team

Dean Aldridge

Hayden Gardner

Josh Guyer

Elliott Hargreaves

Nathan Hass

Karl Hoschke

Ryan Ihle

Jon Kennedy

Josh Kennelly

Sam Kennelly

Ben Leslie

Daniel McGrath

Robbie Perkins

Aaron Sayers

Zac Shepherd

Mitch Simon

Lewis Thorpe

Cameron Warner

Matt Wilson

Jarrod Zahradnik

Tony Harris

Manager

Graeme Lloyd

Pitching Coach

Damian Shanahan

Assistant Coach

Brent Phelan

Assistant Coach

Neil Barrowcliff

Executive Officer

Greg Castle

Physiotherapist

### Tournament Awards

Elliott Hargreaves

World All Star Team

**WOMEN'S WORLD CUP**  
 EDMONTON, CANADA  
 10 – 19 AUGUST, 2012



Following the announcement of the 2012 Women's World Cup Team expectations were high to make the gold medal game.

The championships didn't start well for the team losing their first two games, ultimately meaning the championship was out of their reach.

Finishing the round robin in 4th place meant a playoff with host nation Canada for the bronze medal, unfortunately things didn't go our way and we finished the championships in 4th place, well below expectations.

This result was a catalyst for Baseball Australia restructuring our women's high performance program with a clear focus on medalling or better at the 2014 World Cup.

Place 4th Results				
Game 1 Australia 8 USA 11	Game 2 Australia 4 Canada 5	Game 3 Australia 13 Netherlands 11	Game 4 Australia 20 Venezuela 1	Game 5 Australia 0 Japan 10
Game 1 Australia 8 USA 11	Game 6 Australia 12 Cuba 4	Game 7 Australia 11 Chinese Taipei 0	Semi Final Australia 0 Japan 10	Bronze Medal Australia 13 Canada 17

TEAM		
Jacinda Barclay	Erin Collins	Katie Gaynor
Stephanie Gaynor	Bronwyn Gell	Samantha Hamilton
Brittany Hepburn	Christina Kreppold	Melinda Latimer
Maddison Lennard	ShaeLillywhite	TahneeLovering
Amy McCann	Lauren McGrath	Kim McMillan
Laura Neads	Stacey Saggus	Amanda Torrington
Taylah Welch	Tahlia Wellington	

John Gaynor	Manager
Simone Wearne	Pitching Coach
Domonick Ruggiero	Assistant Coach
Darren King	Assistant Coach
Anne Maree Adams	Executive Officer
Joni Ralph	Physiotherapist
Fiona Lambrick	Umpire

Tournament Awards	
Christina Kreppold	All Star Team - 3rd Base
Lauren McGrath	Best ERA
BrownynGell	Most Stolen Bases
ShaeLillywhite	most runs Scored

## CAL RIPKEN WORLD SERIES

ABERDEEN, USA

11 – 19 AUGUST, 2012



Australia has a long association with Cal Ripken baseball. History has shown that many players who have played in the Cal Ripken World Series have gone on to participate as part of the MLBAAAP and represent Australia in future national teams.

The 2012 team may have only won one of its games, but the experiences they brought back will have a large impact on their development as players and the future of baseball in Australia.

The highlights of the championships were having Alex Hall named in the International Defensive Team and the whole team attending two MLB games.

Game 1 Australia 1 Dominican Republic 15	Game 2 Australia 4 Mexico 6	Game 3 Australia 0 Japan 10	Game 4 Australia 13 Canada 6	Game 5 Australia 3 Korea 13
--	-----------------------------------	-----------------------------------	------------------------------------	-----------------------------------

### Team

Alexander Barling	Jordan Barnett	Wade Chant
Ricky Deeble	Mitchell Driver	Alex Hall
Dermot Fritsch	Conor Laverty	Sebastian McAlister

Jack O'Loughlin		
Flynn Stallworthy	Jess Williams	
Griffin Weber	Jett Wright	Jamie Young

Bob Nilsson	Manager
Lionel Harris	Assistant Coach
Dean Marnell	Assistant Coach
David West	Executive Officer

### Tournament Awards

Alex Hall	International Defensive Team
-----------	------------------------------

Alex Hall	Constellation All Star Game
Jett Wright	Constellation All Star Game
Jack O'Loughlin	Constellation All Star Game
Jess Williams	Constellation All Star Game

## TEAM AUSTRALIA BLUE SOX SERIES

SYDNEY, NSW

26 – 28 OCTOBER, 2012

With the 2013 World Baseball Classic just around the corner, the Blue Sox Series was an important part of the preparation of our National Team. Coach Jon Deeble worked hard putting together a team that would not only showcase our talent but also give him an opportunity to see some of our rising stars in action as they fought for a place in the World Baseball Classic Team.

Team Australia won the 3 game series 2 – 1.

Team		
Corey Adamson	Tim Atherton	Ryan Battaglia
Adam Bright	Jeremy Cresswell	Mitch Dening
Justin Erasmus	Darryll George	Justin Huber
Luke Hughes	Tim Kennelly	Cameron Lamb
Daniel McGrath	Scott Mitchinson	Mitch Nilsson
Richard Olson	Kyle Perkins	Robbie Perkins
Josh Roberts	DushanRuzic	Zac Shepherd
Jon Deeble	Manger	
Phii Dale	Pitching Coach	
Tony Harris	Assistant Coach	
Paul Elliott	Assistant Coach	
Glenn Williams	Hitting Coach	
David Nagy	Executive Officer	
Bruce Raswon	Physiotherapist	

## ABL ALL-STAR GAME

MELBOURNE

16TH DECEMBER, 2012

The ABL All-Star Game is a highlight each year and this year was no different. With the Australian ABL players seeking selection into the World Baseball Classic team, they put on a great display and fought hard for a 6 – 4 win over the ABL World All-Stars.

Team		
DushanRuzic	Stefan Welch	Josh Roberts
Ryan Searle	Shayne Lindsay	Corey Adamson
Steve Kent	Paul Mildren	Ryan Battaglia
Adam Bright	Ryan Rowland-Smith	Chris Snelling
Brad Harman	Elliott Biddle	Justin Huber
Scott Wearne	Brendan Wise	Allan De San Miguel
Chris Oxspring	Mitch Dening	Tim Atherton
Daniel McGrath	Ryan Dale	Aaron Sayers
John Hussey		
Jon Deeble	Manager	
Phil Dale	Pitching Coach	
Glenn Williams	Hitting Coach	
Graeme Lloyd	Assistant Coach	
Tony Harris	Assistant Coach	
David Nagy	Executive Officer	
Bruce Rawson	Physiotherapist	




## WOMEN'S ALL-STAR GAME

SYDNEY

12TH JANUARY, 2012

In a first for Australian baseball, the Sydney Blue Sox hosted an Australian Women's All-Star Game against NSW. NSW secured the win with the game playing an important part in the development of our national women's program.

Team		
Shae Lillywhite	Bronwyn Gell	Leslie Anglin
Taylah Welch	Amanda Torrington	Morgan Doty
Chrstina Kreppold	Jacinda Barclay	Lindsay Campbell
Simone Wearne	Manager	
Laura Neads	Assistant Coach	



## PHOENIX CUP – HONG KONG

18 – 21 JANUARY, 2013

For the first time Baseball Australia entered a team in the Phoenix Cup. Our team was selected from players 18 and under based on their results from the previous National Women's Championships.

This team will play an important part in the future of women's baseball and we hope to see many of them playing in the national women's team at future World Cups.

Losing only one game throughout the tournament, the team placed 2nd which was a great result considering this was the only youth team in the tournament.

Results		
Game 1	Game 2	
Australia 9	Australia 13	
Korea Nine Vic 1	Taipei Vanguard 0	
Game 3	Game 4	
Australia 6	Australia 12	
Taipei Shilin 12	Hong Kong Allies 7	
Game 5		
Australia 13		
Japan Far East Bloomers 3		
Sienna Burton	Claire O'Sullivan	Maddison Lenard
Kaitlyn Beccaris	Courtney Forbes	Eloide O'Sullivan
Stephanie Gaynor	Belinda Cannington	Emma French
Georgia Page	Kiera O'Brien	Cate Lessman
Shalyn Bressow-Thomas	Kate West	Nicole Gunsburg
Alexandra Worth	Tabitha Callander	Kate Russell
Simone Wearne	Manager	
Narelle Gosstray	Assistant Coach	
Amanda Mirco	EO/Assist. Coach	

## ASIA PACIFIC LITTLE LEAGUE CHAMPIONSHIPS

TAI CHUNG, TAIWAN

2 – 8 JULY, 2012



Following the 2012 Australian Little League Championships, Perth North won the right to participate at the Asia Pacific Little League Championships.

With an experienced coaching staff the team were well prepared and had a great start winning both of their opening games. After going down in a close game against Thailand the team also lost against Korea and the Philippines and didn't proceed to the semi-finals.

GAME 1	GAME 2	GAME 3	GAME 4	GAME 5
Australia 9 Saipan 5	Australia 12 Indonesia 6	Australia 2 Thailand 4	Australia 0 Korea 11	Australia 2 Philippines 13

Team	
Orlando La Rosa	Jackson Riley
Mark Lori	Axel King
Lincoln Kempton	Max Dowling
Dawson Summers	Jed Hamburg
Zak Thompson	Chad Zahradnik
	Byron Armstrong
Murray Kempton	Manager
Alex Zahradnik	Assistant Coach
Dean White	Assistant Coach
Andrea Coffey	Executive Officer



## WORLD BASEBALL CLASSIC

### PRE TOURNAMENT TAIWAN AND JAPAN

Team Australia headed to Taiwan for an extensive training camp in the lead up to the World Baseball Classic.

Bringing the team together early gave the players and coaching staff time to prepare with five pre-tournament games including two in Japan against the Japanese WBC team.

On returning to Taiwan from Japan, several USA based players arrived from spring training and the final preparations for the World Baseball Classic were put in place.

GAME 1	GAME 2	GAME 3	GAME 4	GAME 5
Australia 3 Cuba 5	Australia 7 Taiwan University All-stars 1	Australia 2 Japan 3	Australia 3 Japan 2	Australia 6 Taiwan Army All-stars 1

Team		
Corey Adamson	Adam Bright	Josh Davies
Mitch Denning	Brad Harman	Justin Huber
Luke Hughes	David Kandilas	Tim Kennelly
Matt Kennelly	Steven Kent	Shane Lindsay
Chris Oxspring	Josh Roberts	Ryan Roland
Smith		
Andrew Russell	DushanRuzic	Warwick Saupold
Ryan Searle	Chris Snelling	Clayton Tanner
Brad Thomas	Michael Walker	Stefan Welch
Matthew Williams	Brendan Wise	Battaglia
Jon Deeble	Manager	
Phil Dale	Pitching Coach	
Glenn Williams	Hitting Coach	
Graeme Lloyd	Assistant Coach	
Tony Harris	Assistant Coach	
Greg Jelks	Assistant Coach	
Michael Collins	Assistant Coach	

## WORLD BASEBALL CLASSIC ROUND 1

2 – 5 MARCH, 2012



Australia played the opening round in Taiwan in a pool including current World Champions, the Netherlands.

With some of our MLB players not available to play, it gave an opportunity for Manager, Jon Deeble to utilise some of our up and coming stars.

We always knew that our pool would be tough to proceed through and this indeed proved to be the case with the team failing to advance.

GAME 1	GAME 2	GAME 3
Australia 1 Chinese Taipei 4	Australia 0 Korea 6	Australia 1 Netherlands 4

TEAM		
Adam Bright	Steven Kent	Chris Oxspring
Ryan Rowland-Smith	Andrew Russell	DushanRuzic
Warwick Saupold	Ryan Searle	Clayton Tanner
Brad Thomas	Matt Williams	Brendan Wise
Allan De San Miguel	Matt Kennelly	James Beresford
Tim Kennelly	Brad Harman	Luke Hughes
Mike Walker	Stefan Welch	Corey Adamson
Mitch Dening	Justin Huber	David Kandalis
Josh Roberts	Chris Snelling	Josh Davis

Jon Deeble	Manager
Phil Dale	Pitching Coach
Glenn Williams	Hitting Coach
Graeme Lloyd	Assistant Coach
Tony Harris	Assistant Coach
Greg Jelks	Assistant Coach
Michael Collins	Assistant Coach

## NATIONAL CHAMPIONSHIPS

This year Baseball Australia hosted 7 National Championships with a total of 64 teams, over 1100 participants, 140 officials and approximately 3500 supporters in attendance.

The Australia Little League Championships saw an increase to 20 teams from across the country playing for the honour of becoming the first Australian Team to participate at the Little League World Series. There were many teams with the ability and skill to win the championships, but eventual winners Perth Metro Central proved too strong for Adelaide South and one team of excited young players created Australian baseball history.

The ABL continue to play a big part in our National Championships with the U14 Gold Medal game in Canberra being scheduled in the lead up to the Cavalry vs Blue Sox round. Running national championships in conjunction with rounds of the ABL is a great way to promote the pathway for young players and to promote the league through the greater baseball community

The year we have seen an increase in the appointment of female coaches and staff to teams at all levels – and not just our National Women’s Championships. This goes hand in hand with Baseball Australia’s plans for the development of female officials.

Our national events would not be possible without our many sponsors and event supporters who continue to contribute to our events in various ways;

Australia Sports Commission	Major League Baseball
The Australian Baseball League	Be The Influence “Tackle Binge Drinking”
Cars Guide	Majestic
New Era	Wilson
Baseball ACT	ACT Government
Geelong Baseball Association	The City of Greater Geelong
Ballarat Baseball Association	City of Ballarat
Alleygators Baseball Club	Southern Districts Baseball Club
Sambat	Virgin Australia
Europcar	V Insurance
Umpires	Scorers

We look forward to the 2014 championship year where we expect that we will again see an increase in the number teams participating and a high standard of baseball.



UNDER 14 PROUDLY SUPPORTED  
BY CARS GUIDE  
NARRAHBUNDAH BALL PARK, CANBERRA  
12 – 19 JANUARY, 2013

Gold	Western Australia Red
Silver	Victoria Blue
Bronze	New South Wales
Best and Fairest	Mark Zhang



UNDER 16 PROUDLY  
SUPPORTED BY CARS GUIDE  
GEELONG BASEBALL ASSOCIATION,  
VICTORIA  
12 -20 JANUARY, 2013

Gold	Western Australia	
Silver	New South Wales	
Bronze	New South Wales Country	
MVP	Jake Turnbull	Western Australia
Hitting Award	Jake Turnbull	Western Australia
Golden Arm	Lachlan Wells	New South Wales Country
Golden Glove	Daniel Bourke	Western Australia

All-Star Team

Infield	Jake Tunbull	Western Australia
	Mitchell Neunborn	Western Australia
	Louis Baker	Queensland
Catcher	Ben Hunt	New South Wales
	Joshua Loechel-Baker	South Australia
	Mitchel Holding	Victoria Blue
Outfield	Yuta Sekino	Victoria Blue
	James McCallum	New South Wales
	James Percival	New South Wales
Pitchers	Lachlan Wells	New South Wales Country
	Sam Giulieri	Western Australia
	Jesse Sequiera	Western Australia
Best and Fairest	Riley Hodgson	Victoria White

UNDER 18 PROUDLY SUPPORTED BY BE  
 THE INFLUENCE “TACKLE BINGE DRINKING”  
 GEELONG BASEBALL ASSOCIATION, VICTORIA  
 12 – 20 JANUARY, 2013



Gold	New South Wales
Silver	Victoria Blue
Bronze	Western Australia

MVP	Sam Kennelly	Western Australia
Hitting Award	Todd McDonald	Queensland
Golden Arm	Scott Richards	New South Wales
Golden Glove	Zac Shepherd	New South Wales

All-Star Team

Infield	Sam Kennelly	Western Australia
	Zac Shepherd	New South Wales
	James Philibossian	New South Wales
	Brandon Michie	Queensland
Catcher	Jake Bowey	Western Australia
	Callen Robertson	New South Wales Country
Outfield	Todd McDonald	Queensland
	Karl Hoschke	New South Wales
	Jason Warburton	Western Australia
Pitchers	Scott Richards	New South Wales
	Jarrod Zahradnik	Western Australia
	Lachlan Madden	Victoria Blue

UNDER 15 WOMEN  
 BALLARAT BASEBALL ASSOCIATION, VICTORIA  
 28 MARCH – 1 APRIL, 2012



Gold	New South Wales
Silver	Queensland
Bronze	Victoria

MVP	Abbey Kelly	Victoria
Hitting Award	Keelie Boehm	New South Wales
Golden Arm	Abbey Kelly	Victoria
Golden Glove	Brittany Cedelland	Victoria

All-Star Team

Infield	Montserrat Sandoval	Queensland
	Emma Andrews	New South Wales
	DainaMacKenzie	New South Wales
Catcher	Abbey Kelly	Victoria
Outfield	Bailey Hourigan	New South Wales Country
	Rachel Taylor	Queensland
	MatizeNoack	New South Wales Country
LHP	Tamika Vaokakala	New South Wales
RHP	Alysha Haines	New South Wales
DH	Keelie Boehm	New South Wales
Utility	Brittney Cedelland	Victoria



**WOMEN**  
**BALLARAT, VICTORIA**  
**29 MARCH – 5 APRIL, 2013**



Gold	Victoria Blue
Silver	Western Australia
Bronze	New South Wales

MVP	Laura Wagner	Queensland
Hitting Award	Laura Wagner	Queensland
Golden Arm	PaniMoanarooa-Taylor	New South Wales
Golden Glove	Laura Wagner	Queensland

**All-Star Team**

1st Base	Karina Sexton	Queensland
2nd Base	Maddie Lennard	New South Wales
3rd Base	Bronwyn Gell	Victoria Blue
Short stop	Laura Wagner	Queensland
Catcher	Lovering	New South Wales
Outfield	Leigh Godfrey	Western Australia
	Tahlia Wellington	New South Wales
	Chelsea Forkin	Western Australia
LHP	Melinda Latimer	New South Wales Country
RHP	Pani Moanarooa-Taylor	New South Wales
Utility	Natalie Rawling	Western Australia
DH	Amy McCann	Victoria Blue



**LITTLE LEAGUE**  
**ALLEYGATORS BASEBALL CLUB**  
**QUEENSLAND**  
**1 – 5 JUNE, 2013**

First	Perth Metro Central
Second	Adelaide South
Third	Yarra Rangers

UNDER 23 PROUDLY SUPPORTED BY BE THE  
 INFLUENCE “TACKLE BINGE DRINKING”  
 SOUTHERN DISTRICT BASEBALL CLUB, SOUTH AUSTRALIA  
 26 – 30 SEPTEMBER, 2013



Gold	New South Wales
Silver	Queensland
Bronze	South Australia

MVP	Robert Ireton	Western Australia
Hitting Award	Robert Ireton	Western Australia
Golden Arm	Jake Muscat	Queensland
Golden Glove	Jacob Younis	New South Wales

All-Star Team

1st Base	Ryan Phillips	Victoria
2nd Base	Cian Howard	New South Wales
3rd Base	Jacob Younis	New South Wales
Short Stop	Harry Baker	Queensland
Catcher	Kile Rogers	Victoria
Outfield	Robert Ireton	Western Australia
	Jake Jeffrey	Queensland
	Alex Jakes	Queensland
LHP	Jon Kennedy	Victoria
RHP	Jake Muscat	Victoria
DH	Guy Edmonds	New South Wales
Utility	Adam Milson	Western Australia

# UMPIRE DEVELOPMENT

## Recruitment, Development and Training

There were a number of seminars aimed at the basic training of umpires conducted around the country by state umpire bodies.

The growing success of Little League again proved to be an important tool in the development of umpires. Umpires from all states who participate are dedicated to Little League officiating. There is now a specific Little League program that is included in Baseball Australia's Umpire Development Program.

The incentive for umpires to officiate at National Championships where all states/territories can nominate umpires to attend all National Championships is proving successful providing umpires further goals in their career paths.

## Major League Baseball Academy Program

The ongoing inclusion of the Umpire Development Program in the Academy Program is proving to be most beneficial in training of umpires who have been identified as having the potential and aspiration to officiate at higher levels.

The 2012 program was of a standard that catered for umpires to hone their skills under supervision from Baseball Australia accredited instructors through daily assessment.

During the program the umpires have the opportunity to work high standard games and gain the experience of calling excellent pitching.

Stephen Legge (V), Brett Fewson (ACT), Craig Durdin (V), Dan Behan (ACT), Neil Medlin (WA) and Rod Moon (V) attended the 2012 MLBAAP.

Over the nine years of the program eighty-three umpires have attended.

Attendees include three umpires who umpired professional baseball, six have umpired internationally, approximately sixty percent have officiated at national championships and nineteen are umpiring ABL.

## Overseas Umpires

Jon Byrne is umpiring in AAA professional baseball in the US and has been included in the panel to umpire in the Arizona Fall League.

Tom West, QLD, umpired in Rookie Ball and has been invited back to the 2014 season.

Taka Matsuda, overseas umpire who has been umpiring locally in ACT and the ABL has been officiating in single A Ball.

## International Appointments

The following International Appointments were made

Greg Howard (V) to IBAF AAA in Korea

Fiona Lambrick (WA) IBAF Womens Championships in Canada

David Milton (V) BCO AAA Championships in Guam

Paul Carthy (V) Little League Asia Championships. Paul was appointed as plate umpire for the Gold Medal Game.

Paul Hyham (NSW) was appointed to WBC and again was the only umpire to officiate in all rounds. He officiated as plate umpire in a demonstration game and as plate umpire in a series round game. Paul was rewarded with the appointment of first base umpire for the Gold medal Game.



## Accredited Umpires Numbers and Levels

There were 394 nationally accredited umpires in 2011/12. The table below shows an increase of 41 in 2012/13.

Level	NSW	Vic	Qld	SA	WA	NT	ACT	Total
Five	3	4	3	2	1	-	-	13
Four	5	2	2	1	6	-	3	19
Three	8	11	4	7	9	1	1	41
Two	41	17	15	10	23	6	4	116
One	84	42	27	37	28	16	12	246
Total	141	76	51	57	67	23		435

## National Scorer's Association (Council of Australian Baseball Scorers)

The training of scorers under a National Training Scheme is growing and proving successful. Another train the trainer workshop was conducted thus increasing the number of trained personnel throughout Australia.

Similar to the opportunity provided to umpires scorers have been provided with pathways and goals to attend National Championships.

Unfortunately there is not a career path internationally for scorers as there is for umpires with the majority of scorers coming locally.

There are discussions with IBAF regarding Australian Scorers attaining international accreditation.

## Accredited Scorers Numbers

	L 1	L 2	L IT	L 3	L 4	L 4IT	L 5	Total Members
A.C.T.	9	5	2	3	0	0	0	26
Country N.S.W.	12	13	0	1	2	1	0	30
New South Wales	53	20	1	9	0	4	1	109
Northern Territory	1	2	0	1	1	0	0	5
Queensland	52	40	3	9	6	3	2	177
South Australia	50	30	5	12	1	3	1	100
Victoria	15	17	2	12	3	2	3	84
Western Australia	5	9	3	7	6	2	1	35
TOTALS	197	139	16	54	19	15	8	566

## Heritage Committee

Three nominations for induction into the Baseball Australia Hall of Fame resulted in four being inducted in 2013.

Dick Shirt, (NSW), nominated as a player era 1968-88

Glen Williams,(NSW), nominated as a player Special induction for players who have had outstanding careers in the game of baseball Internationally,(e.g. MLB, Asia and other areas), and made outstanding contributions to the game of Baseball who may not meet the standard criteria.

Simone Wearne, (V), nominated as a player era 2000 to present

---

Geoff Robertson  
National Technical Officials Manager

# PLAYER AND COACH DEVELOPMENT

Player and Coach Development was again greatly assisted by the Coach Development Coordinator, Drew Samuelson, and Bill O'Sullivan in his part-time role as Player Development Coordinator.

## Pathway Review

The Pathway Review was the major project coordinated by the Player and Coach Development team this year. The last decades have seen a great deal of change in our sport, to the point that it was well and truly time to step back and have a look at the programs and processes we have had in place, and to consider whether they are the best that we can devise. This, in a nutshell, is what the Pathway Review was all about.

Its anticipated benefits are:

1. A verifiably sound framework to guide critical decision-making, planning and allocation of resources in key areas to move baseball forward in Australia.
2. Baseball Australia programs that are consciously engineered in the considered pursuit of best practice and are not merely the outcome of accumulated tradition: the review can provide the impetus to evaluate (and modify where advisable) national programs in the light of evidence-based recommendations.
3. National cohesion within the baseball membership through a transparent and credible framework for all aspects of the game, and the resulting information, guidance on key strategic decisions, and practical resources.
4. Assurance for our major sponsors, including the ASC, our membership and MLB, that baseball Australia is a good investment – a progressive, responsible organisation determined and able to do things properly.

It was considered critical that the output of the review be evidence-based, rather than “I reckon”, so it was necessary to gather actual evidence that was current, authentic, reliable, sufficient and valid. Once that was done, we would be in a position to make well-founded recommendations to the Board on the intended outcome: a unified participant pathway that will increase the participation numbers, the overall level of interest in baseball in Australia and the quality of our play.

The first step was to speak with people with considerable experience and expertise in sporting structures, pathways and reviews. In this regard, the voluntary and selfless assistance of Mike McLaughlin, a leading sports consultant, was invaluable, and something we gratefully acknowledge. Considerable input was also gained from the Australian Sports Commission. It was decided that the review would seek evidence from several major sources.

1. An extensive review was done of academic literature, and the approaches taken in other sports in Australia and in other countries. This was done chiefly from July through October of 2012, but continued through the Review as different issues were unearthed. By the end of the Review, more than three hundred academic papers had been considered, grouped into broad categories:

- Sport Systems
- Adolescent Retention
- Early Ages
- Lifelong Participation
- Talent Identification & Development
- Giftedness vs Talent
- Coaching

2. We also took a very close look at the sporting philosophies, structures, and resources of other countries (Great Britain, Canada and New Zealand), and studied the ASC's FTEM pathway model.
3. A key to the process was the formulation of a Pathway Review Panel made up of variety of experienced baseball and sports personnel to consider the many issues, evaluate options and ultimately to make decisions that balanced the needs and capability of Australian baseball. This panel consisted of:

- Tim Harradine      CEO Baseball NSW
- Glenn Williams    HPM Baseball NSW
- Greg Wade        Former full-time International Scout, Toronto Blue Jays
- Justin Huber        Development Manager, Baseball Victoria
- Gareth Jones        Development Manager, Baseball Queensland
- Jon Deeble          Manager, Australian National Team
- Bruce Rawson        Medical Coordinator, Baseball Australia
- Tamara Sheppard    Australian Sports Commission (ASC)
- Justin Drew          Participation Manager, Baseball Australia
- Peter Gahan (Chair)   Player & Coach Development Manager,

Panel members were heavily involved in key parts of the Review, including evaluation of the findings of academic research, analysis of the results of the online questionnaire, the formulation of specific recommendations and the refinement of the final Pathway Model.

4. The next step was an online member questionnaire, which gave the baseball public the opportunity to provide feedback on a number of questions including their baseball history, the relative importance of and opinions on current programs, the best and worst of their own baseball experiences, and how they see themselves continuing their baseball involvement (if at all). Analysis of the 986 responses received provided numerous insights, and generated three key findings:
  1. 75% of participants came to the game through family or friends.
  2. Coaching is considered important
  3. Participants at all levels want more games, and more tournaments.
5. Members of the Review Panel discussed these findings and sought to identify individuals and groups from whom to seek further input. This was done in the form of group feedback workshops, where panel members asked the invited personnel to identify factors supporting the current status, preventing further progress, and what could be done to move forward on a number of areas:
  - National championships & tournaments
  - Participation
  - Non-elite development
  - Women's baseball
  - Coach development
  - High performance
  - Development of umpires & scorers
6. A draft Findings and Recommendations Report, including a tool enabling panel members to provide targeted feedback and to identify which findings and recommendations they agree or disagree with, was developed and distributed, before submission to the Board. A period of questioning and refinement of the recommendations followed before these were ready for presentation to state delegates and employees at the 2013 Summit in May.
7. At the Summit, the process, findings and recommendations were presented in some detail, with a good deal of robust discussion, before each state was provided with a feedback sheet for the specific recommendations and a request to return it completed within one month.
8. This feedback was evaluated, and after further communication and modifications based on the few concerns that were expressed, the new Model and recommendations were finalised.
9. At the time of writing, the Board is in the final stages of approval for the new Pathway model. The new model is truly evidence-based, and represents something of a paradigm shift, as it places greatly increased emphasis on participation outcomes and strategies, rather than high performance. It has many interesting features, and presents considerable challenges, but takes advantage of current information and expanded baseball opportunities in a way that has not been done previously.



## THE MAJOR LEAGUE BASEBALL AUSTRALIAN ACADEMY PROGRAM

The Major League Baseball Australian Academy Program (MLBAAP), again conducted at the Palm Meadows baseball complex on the Gold Coast, seems to become better each year.

Running from July 13 to August 24, 2013, an excellent spell of weather ensured that the committed athletes, coaches and administrators were able to use the Palm Meadows resources to best advantage, and to have a great time doing it.

Once again, the behaviour of the playing group was outstanding. The off field staff, coaches, tutors and entire staff of the Mercure (formally the Radisson) were unanimous in their praise for the way our kids conducted themselves over the six week period. Indeed the new Mercure General Manager stated that he had never experienced such a well behaved sporting group, particularly considering the extended duration of their stay in the hotel.

This, of course, is a tribute to the leadership of the program. Jon Deeble, Tony Harris and Neil Barrowcliff between them constitute a formidably effective team, and no one is in any doubt about what is expected, nor of the consequences for failing to adhere to those expectations.

The majority of the staff have been fulfilling their roles for many years now, and deliver an excellent program with the deceptive ease that comes only with true expertise. This year's new staff members were former Big Leaguer Kevin Jordan, who last year retired from his professional coaching role with Philadelphia, pitching coaches Drew Naylor and Matt Williams, and Brian Murphy, the successful NSW U18 Manager and newly appointed Assistant Coach for the 18U National Team. All added significantly to the energy and learning opportunities available to the players and to other coaches.

The 2013 MLBAAP was substantially enhanced in one particular aspect. For the first time, our players shared the diamonds with three visiting entities: the Australian Senior Women's Squad, the Canadian national 18U Squad and the Reseisha College Team from Japan. While the attendance of these groups posed some organisational hurdles, their presence added significantly to the success of the camp. The tremendous work done by the Coaching Staff, who adapted smoothly to the changes in their roles brought about by the attendance of the extra groups, should be acknowledged. Their work with the Australian Women's Squad particularly attracted high praise and grateful thanks from all involved. In addition, we were able to bring in some older pitchers to improve the average velocity of the camp, and this worked very well. It is hoped that such inclusions can be continued in the future.

In 2013, one of the most pleasing aspects of the camp was the contribution players made to the state of the field. The pitchers particularly did great work on the mound and home plate areas after being rostered on to the tasks by Pitching Coordinator Phil Dale. This practice could well be extended to other areas or maintenance, with players rostered on to specific daily duties at the field, including the maintenance of the bullpens, mounds and home plates, the thorough cleaning of their dugouts and the removal of their rubbish.

The appreciation and gratitude of the ABF is extended to the major sponsors of the program – MLB and the ASC. Without the highly valued support of both of these organisations, the program could not act to the capacity it does and our ability to produce the athletes that we do would be very limited



This year's program staff consisted of:

<b>Head Coach</b>	Jon Deeble
<b>On-field and Catching Coordinator</b>	Tony Harris
<b>Pitching Coordinator</b>	Phil Dale
<b>Hitting Coordinator</b>	Glenn Williams
<b>Infield Coordinator</b>	Jason Pospishil
<b>Outfield Coordinator</b>	Damian Shanahan
<b>Pitching Coaches</b>	Graeme Lloyd
	Drew Naylor
	Matt Williams
<b>Hitting Coaches</b>	Greg Jelks
	Phil Allen
	David Nilsson
	Brent Phelan
<b>Extra Coaches</b>	Kevin Jordan
	Peter Gahan
	Daniel Tan (NZ)
	Owen Reid (part-time)
	Kerry Gassner (part-time)
	Brian Albrecht (part-time)
<b>Strength &amp; Conditioning</b>	Andy Utting
<b>Program Manager</b>	Neil Barrowcliff
<b>Operations Coordinator</b>	Bill O'Sullivan
<b>Medical Coordinator</b>	Bruce Rawson



# PLAYERS

## Victoria

Max Barrett  
Ben Aslett  
Daniel Beattie  
George Callil  
Jared Cruz  
Marcel d'Ávoine  
Andrew Hayes  
Mitchell Holding  
Matthew Homfray  
Callum Lethborg  
Lachlan Madden  
Tommy Maxfield  
Scott Simpson  
Brandon Stenhouse

## Australian Capital Territory

Jason Lott  
James Trevanion

## Western Australia

Jake Bowey  
Troy Bullingham  
Robert Glendinning  
Darcy Heppleston  
Sam Kennelly  
Ryan Kift  
Tristan King  
Jalen McGee  
Alex Oehme  
Stuart Ralph  
Ben Shorto  
Rhys Steedman  
Jake Turnbull  
Jason Warburton

## South Australia

Nick Hutchings  
Ben Keeping  
Declan Richter  
James Snelgrove  
Nico van der Linden  
Shaun Wright

## International

Quinten Niu (NZ)  
Vince Harris (NZ)  
Connor Peden (NZ)  
Chang Yu-Cheng (Taiwan)

## New South Wales

Nick Eckberg  
Dean Frew  
Adam Barbaro  
Karl Hoschke  
James McCallum  
Keiran McCluskey  
Zac Moran  
Daniel Myrmell  
James Philibossian  
Cameron Power  
Scott Richards  
Zachary Shepherd  
Bradley Simon  
Mitchell Simon  
Alexander Wells  
Lachlan Wells

## Queensland

Louis Baker  
Harry Baker  
Jack Barrie  
Sam Beattie  
Nicholas Boys  
Dan Butcher  
Daniel Carseldine  
Bryce Collins  
Jye Deeble  
Kyle Egan  
Ryan Erasmus  
Dylan Fox  
Michael Gahan  
Joshua Fritsch  
Jace Ise  
Kevin Jordan  
Corey Lyon  
Lachlan MacDonald  
Connor MacDonald  
Brandon Michie  
Mackenzie Quarterman  
Hayden Timberlake

## US COLLEGE BASEBALL INFORMATION

American intercollegiate baseball (“college ball”) provides an excellent development pathway for Australian amateurs. They can play up to 90 games per year, receive intensive baseball instruction on a daily basis, earn a subsidized university degree, gain scout and media exposure, and become eligible to be drafted.

Baseball Australia’s College Information Program focuses on educating Australian amateur players, and their parents, on the issues surrounding US college athletic scholarship opportunities: admission processes; academic standards; athletics standards; costs (tuition, books, and living); benefits; and risks; and providing resources to assist with the process of college placement.

Many have taken advantage of this program and, acting on feedback from High Performance Managers, parents, and players, Drew Samuelson this year continued to update, refine and streamline all documentation. Now included are responses to frequently asked questions, a glossary of terms, seminar presentation PowerPoint slides, samples school/sport resumes, a sample introductory email to a college coach, and a spreadsheet template to organise searches for US college opportunities. All documents have been made available for download via the Baseball Australia website.

College Baseball Information seminars were expanded to cover the MLBAAP, Victoria’s Aces Academy Program, and participants at the National Schoolboys tournament. This brought the year’s total to ten seminars, an audience of more than 500 parents, players, and coaches.

The College Baseball Information service provides a very complete set of guidelines and, with online information and the facility for video on and for players seeking placements, has received excellent feedback. One point that is made very strongly is that it is the player and/or his family who must take the necessary steps in order to find a suitable placement. Positive feedback has been received from coaches on recently placed players and, at last count, forty-one US college coaches were actively seeking Australian players.

## BASEBALL DOWN UNDER

This program has continued to expand, to the substantial benefit of our developing players. Three university teams (Kanto, Tohto, and Riseisha) and the Osaka High Schools All Stars team have visited this year. To date, all visits have been to the Gold Coast, with the Osaka team including games in Sydney, but the inclusion of other centres in future is envisioned.

## NATIONAL COACH ACCREDITATION SCHEME

The new Coach Accreditation Scheme was substantially embedded this year, although we are still well short of where we need to be. A total of 453 new accreditations were completed, but with 300 hundred lapsing, the net growth was only 150. To regard ourselves as being well equipped with accredited coaches, we will need to have a player to coach ratio of something like 10 to 1, so with nearly 40,000 playing members, the official end-of-year count of 1585 is well short. Substantially increasing this result is a major objective for the coming year.

The Sports Commission this year removed the requirement that sports use the ASC database (SAO – Sports Accreditation Online) to record their accredited coaches. While this was quite an effective database, with many good features, its incompatibility with MyClub meant that double entries were required. We have endeavoured to include all the worthwhile aspects of SAO in structuring Baseball Australia’s new MemberDesq database to ensure that in future the recording and tracking of coach details is not only simpler but more effective.

Coaching resources were improved this year. Manuals and assessment materials for Level Two, Three and Four have been updated, refined, and streamlined, including professional publishing of the Level Two manual. The National Playbook, which clearly illustrates the cutoff and relay plays used by our national teams, was completed and made available as a downloadable document via the Baseball website.

We have also captured more of the activities and drills contained in the NCAS on video in preparation for access via the new website once operational. Capturing a usable image is an involved process, requiring the simultaneous presence of a good camera, a good camera operator, a good demonstration and a presenter who is familiar with the material. There remains a lot of work to be done, but it is certainly important to moving our coaching, and therefore the quality of baseball as an attractive option for participants, forward.

## STATE ACADEMIES PROGRAM

The impact of the ASC’s decision to drastically reduce High Performance funding has certainly been felt through the need to reduce allocations to each state, and specifically to cease direct employment of the High Performance Managers (HPMs) in each state. The good news is that in most cases, the relevant state body has been able to find sufficient funds, when combined with the reduced contribution from Baseball Australia, to continue

to employ the incumbent individuals in similar roles.

The resources available for these programs has been inexorably diminishing since the removal of baseball from the Olympic games, but the adaptability of the states and their HPMs has been such that the production of excellent results has continued, and will no doubt continue to do so.

The HPMs are:

Brent Phelan	ACT
Glenn Williams	NSW
Andy Utting	Qld
Warwick Marks	SA
Damian Shanahan	Victoria
Steve Fish	WA

Young men signing professional contracts this year were:

Hayden Timberlake	Qld	Houston Astros
Jake Bowey	WA	Houston Astros
James Philibossian	NSW	Detroit Tigers
Nick Hutchings	SA	Pittsburgh Pirates
Jarred Cruz	Vic	Atlanta Braves

## COACH DEVELOPMENT

This year saw the appointment of the first female Manager of a senior national team, with Simone Wearne being named to head up the team for the preparation and participation in the 2014 Women's World Cup. An experienced international player, and the first female inducted into Baseball Australia's Hall of Fame, Simone has invested a lot of time and effort in to learning and mastering the many functions that a high performance manager must perform, substantially supported by the manager of the Melbourne Aces, Phil Dale, and his staff.

The fortunate beneficiaries of the MLB Coach Exchange program in 2012 were Dan Betreen from Victoria and NSW's Trent D'Antonio. The pair spent three weeks as guest coaches in the Instructional League program of the Oakland As. Unsurprisingly, both reported an outstanding experience: interacting on a daily basis with professional coaches, throwing batting practice, hitting fungoes and generally assisting with all aspects of the daily regimen, as well as getting the chance to see many high quality games.

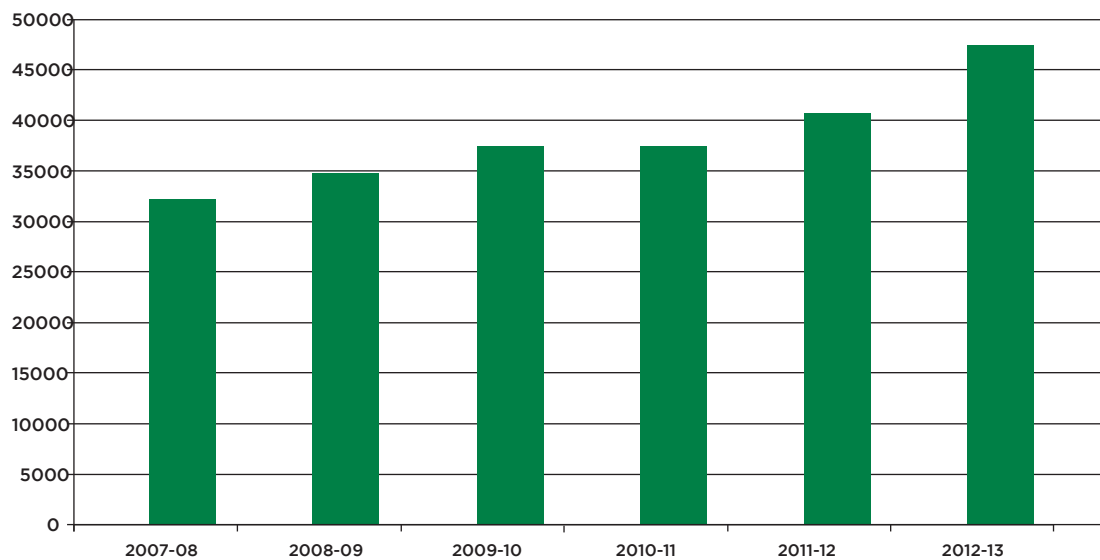
Peter Gahan  
Player & Coach  
Development Manager

## PARTICIPATION

Baseball is one of the few sports in Australia to continue to grow traditional club membership. Over the 2012/2013 season, Full Active Membership reached over 47,000 - a 19% increase on the previous 12 months. The ABF National Participation Plan set a target of 50,000 Full Active Members by the end of the 2013/14 season which we remain on schedule to achieve or exceed.

Again the growth of the sport comes about through the efforts of our grass roots members and clubs along with our State Associations. This in conjunction with the support of the Australian Sports Commission and the Australia Baseball League as well strong international relationships with Major League Baseball and Little League puts us in great stead to continue to position baseball as a sport of choice for all Australians.

**Full Active Membership Growth**



## STATE PARTICIPATION GRANTS

State Participation Grants were increased by \$5000 in 2012/13 with a total amount of \$50,000 going to State Associations. These grants remain at the core of our State Associations ability to support and deliver programs that have a positive impact on Full Active Membership growth. Our ability to continue (and grow) these grants is dependent on the ongoing commercial success of the sport.



## AUSSIE T-BALL

Aussie T-Ball remains a priority program for the successful delivery and growth of the sport. Aussie T-Ball is delivered to kids through club, school and Active After School Community programs demonstrating the adaptability of the program. Schools remain one of the primary ways that children participate in T-Ball and we must strive to find solutions that see our State Associations and clubs working efficiently in this space. Challenges still include educating clubs on the flexibility of the program based on the level of the kids and skills and knowledge of their coaches.

## LITTLE LEAGUE

Little League is core to the participation growth of baseball in Australia. With direct qualification to the Little League World Series, the excitement of players has been extraordinary over the past 12 months. It was the Perth Metro Central Firebirds who secured this trip of lifetime to Williamsport Pennsylvania and we look forward to following the journey of future teams to the USA.

Little League provides our clubs with an opportunity to engage with their local communities and schools knowing that it will be “their” team that will progress through to state, national and international competition.

## WOMEN’S BASEBALL

Women’s baseball continues to be one of our fastest growing membership categories. Initiatives such as MLB “Girls” Training with the Pro’s, the Women’s All Star game (both held in Sydney in January) and the first ever National Women’s Training Camp help to both bring in new participants and also help build the standard and profile of our National Team players. The Australian Baseball Women’s Steering Committee continues to be pivotal in setting the direction for the growth and delivery of women’s baseball around the country. The strong support of State Associations in growing women’s baseball is appreciated and noted across the baseball community.

## THE YEAR AHEAD

There are many positive stories in the Participation area that are highlighted by a second straight “High” annual ranking from the Australian Sports Commission. There are however a number of challenges that the sport must continue to address. While it would be easy to highlight a crowded sports market and major Australian codes aggressively targeting participation, the reality is that baseball must do much more to work to truly capture and engage those who play any version of the game. This includes schools where T-Ball has been an activity of choice at the primary level for decades and also making a push into the social sport space.

---

Justin Drew  
National Participation Manager



# MARKETING, COMMUNICATIONS AND MEMBERSHIP

## BRANDING

Beginning in April 2013 and completed in August 2013 Baseball Australia undertook a process of whole of organisation rebranding. The national branding strategy has for the first time unified Baseball's Sporting Organisation's brand representation, with all seven State Association's now identified with the same logo.

Baseball Australia (BA) is the descriptor that the Australian Baseball Federation, as the peak representative body for all baseball in Australia, now uses for all national and international regulatory and co-ordination activities for the sport.

The logo, which resembles the movement of a baseball travelling through the air, is the new face of the sports governing Organisation's. The overarching national branding strategy will continue to promote the Australian Baseball League (ABL) and it's six State-aligned teams as the commercial brand of the sport, along with our partnership with Major League Baseball (MLB) and our national Team Australia.

## COMBINED AUSTRALIAN BASEBALL LEAGUE INITIATIVES AND STRATEGY

The Baseball Australia and Australian Baseball League Marketing and Communications teams continued with the integrated strategy for marketing and promotion for the sport. Taking a whole of sport team approach has allowed the senior marketing staff to achieve financial economies of scale and increase effectiveness with promotion of the sport. This combined approach continues to have a positive impact on media traction and clear communication to our fan base and stakeholders.

Baseball Australia's investment in the weekly ABL television show on Fox Sports helped the sport reach a total audience of 558,164 Australians, as well as international markets through broadcast by Fox Sports Asia in thirty Asian countries. The show, which profiled the entire pathway of baseball in Australia, afforded grassroots baseball initiatives such as Aussie T-Ball and Little League a platform of reach that would otherwise have been unachievable in isolation.

## SOCIAL MEDIA

The decision made in 2012 to streamline social media by removing four event accounts that were diluting the concentration of traffic has proved successful. The official Baseball Australia and Team Australia accounts had a 193 percent increase in Likes on Facebook and a 350 percent increase of Followers on Twitter.

## MEDIA

The two big impact media events BA in 2012/13 were the World Baseball Classic (WBC) in February/March and the Little League World Series in August.

Team Australia participated in the World Baseball Classic (WBC) from February 18 to March 8 2013, in Japan for lead-up games and Taiwan for official play. Despite Team Australia's bow out after the first round, the team's participation gained them the most media coverage in Australia and internationally since their 2004 Olympic medal. Thirty-six international broadcasters televised games in more than two hundred countries, with ESPN carrying the games in Australia and Channel 7 entering a media partnership to cover Team Australia.

In August the first Australian Little League team represented at the Little League World Series in Pennsylvania. The series was broadcast on ESPN in Australia and internationally. For the first time Australia sent a dedicated Media Officer to the event to report on the team through BA website and social media and manage media requests from Australia and on the ground.

## PR AND COMMUNICATION:

A key objective of 2012/13 was to shift public perception of the sport through consistent and relevant PR and Communication by bringing the strategy of BA, ABL and MLB International into alignment. This has been especially effective with communication to the grassroots community and existing baseball fan base. By filtering key messages and information through the correct channels we have gained momentum and support in correcting some longstanding misunderstood perceptions of the sport. This combined communication strategy has also created synergies with the mutual servicing and delivery of baseball's partners, stakeholders and sponsors.

## MEMBERSHIP TECHNOLOGY TRANSITION

In consultation with all seven State and Territory Associations, Baseball Australia culminated three years of research and review of the sports membership technology system with the decision to move our National Membership Database, Competition Management and Websites, away from the BvIT system that the sport has used for eleven years.

The key objective of this project was to find a cutting edge system that exceeded the sport's needs with a servicing provider that understood Australian Baseball and the importance of our grassroots community.

IMG Sports Technology Group (IMG STG) were appointed in May 2013 as the new provider and partner for Baseball Australia's membership technology system.

Between April 2013 and the start of the 2013/14 Summer Season, the entire sport of baseball including over 600 baseball clubs transitioned to use the integrated IMG STG system. This included the development and build of a tailored membership database, unique baseball specific competition management platform and the introduction of online registration and payment for the first time.

By the 2013 Summer Season, 48 baseball clubs had taken up online payment for membership registration totaling over \$325,000 in online payments. This was achieved after only a three-month rollout and introduction of the system to the club community and projects a positive increase of online registration for the coming season.

All clubs received a new complimentary website that is fully integrated with all other membership and competition management modules. This made baseball the first sport in the country to have all clubs on a front-end editable platform, which makes it very simple for volunteer administrators to use.

Baseball's new website network also consists of the national and seven State websites. The new website network has been developed in conjunction with IMG Sports Technology Group to position baseball at the forefront of sports IT innovation and attract a new level of engagement for our sport.

## 2014 MAJOR LEAGUE BASEBALL OPENING SERIES PLANNING AND PREPARATION

Baseball Australia is working closely with Major League Baseball, the ABL and event promoters Moore Sports in the planning and preparations for the MLB Opening Series to be held in Sydney in March 2014. This will be the largest baseball event ever held in Australia and a monumental opportunity for the sport.

Baseball Australia's focus is on initiatives to engage the Australian public and the baseball community in this event and to secure a long lasting legacy for the sport.

---

Trish Quayle  
National Marketing and  
Communications Manager

BE THERE  
22 & 23 MARCH 2014  
SYDNEY CRICKET GROUND



## ABL REPORT 2012/13 SEASON

In just its third full-year of operation, the ABL has enjoyed what was unquestionably its most successful year to date both on and off the field.

On the Diamond, the 2012/13 season featured arguably the best player talent pool the ABL has witnessed to date, the league's first Triple Crown winner and a fairy-tale, 'worst to first' finish from the Canberra Cavalry who claimed the first Claxton Shield for the nation's capital in the trophy's 79 year history.

### 2012/13 SEASON RECAP

---

2012/13 Regular Season Standings						
Club	W	L	PCT	GB	Home	Away
*Canberra Cavalry	27	19	.587	-	14-9	13-10
*Sydney Blue Sox	26	19	.578	0.5	13-9	13-10
*Perth Heat	25	21	.543	2.0	13-10	12-11
Brisbane Bandits	23	22	.511	3.5	15-8	8-14
Adelaide Bite	21	25	.457	6.0	12-10	9-14
Melbourne Aces	15	31	.326	12.0	11-12	4-19

For the second consecutive season, five of the ABL's six teams were in playoff contention on the final weekend of regular season, demonstrating remarkable parity amongst the league and fierce competition between some of the best baseball talent on the planet.

In the ABL Preliminary Finals, two-time defending champion Perth Heat defeated the Sydney Blue Sox to advance to the ABL Championship Series where they would face Canberra, who had earned a first round bye and home-field advantage throughout the ABLCS as the minor premiers. Perth were heavy favourites to claim their third consecutive title, but the underdog Cavalry charged their way to a sweep of the Heat..

The Cavalry's Adam Buschini had the single most dominant season in ABL history, winning the ABL's Triple Crown with 15 home runs, 50 RBI, and a batting average of .363 in 42 games - and was instrumental in the Canberra Cavalry's Cinderella season.

Buschini was named player of the week twice in the 2012/13 season, going 9-for-15 with 4 homers and 9 RBI in the final week of season play, totaling a .363/.421/.690 slash line (batting average/on base percentage/slugging percentage). His on-base plus slugging (OPS) was a whopping 1.112, the only ABL player to clear the 1.000 mark. Buschini's dominant season would also earn him the prestigious Helms Award, an honour given to the ABL's Most Valuable Player.

Canberra as a whole was a force to be reckoned with, batting .295, an average .28 points better than any other team in the league, and blasting 56 home runs - 17 more than second-place Adelaide. The Play of the Year went to another Cavalry slugger, Michael Wells. The tiebreaking solo home run in game two of the 2013 ABL Championship Series paved the way for Canberra's first ever Claxton Shield.

---

2012/2013 League Leaders (Batting)		
Batting Average	.363*	Adam Buschini (CAN)
Hits	59	Mitch Dening (SYD)
Runs	37	Adam Buschini (CAN)
Runs Batted In	50*	Adam Buschini (CAN)
Homeruns	15*	Adam Buschini (CAN)
Stolen Bases	16	Zachary Penprase (SYD)

---



The Sydney Blue Sox did not walk away from the Baseball Australian Diamond Award's empty-handed. Veteran pitcher Craig Anderson led the ABL with a 2.10 ERA while surrendering only 5 walks, and set a new league record with eight victories. The left-hander claimed ABL Pitcher of the Year, while Matt Williams took home Reliever of the Year accolades.

**2012/2013 League Leaders (Pitching)**

<b>ERA</b>	2.10	Craig Anderson (SYD)
<b>Wins</b>	8	Craig Anderson (SYD)
<b>Saves</b>	15	Matt Williams (SYD)
<b>Strikeouts</b>	86	Chris Oxspring (SYD)

Perth Heat catcher and first baseman Allan de San Miguel and Adelaide Bite third baseman Stefan Welch shared Golden Glove honours. Adelaide also fielded the ABL Rookie of the Year with Ben Lodge.

**ABL TALENT**

A combination of the 2013 WBC and the increasingly high regard with which the ABL is perceived in international baseball circles saw the league draw on improved talent in three key areas:

1. Improved/increased participation for key Australian native players. Players like Chris Snelling, Brad Thomas, James Beresford, Luke Hughes, Tim Kennelly, Mitch Denning, Stefan Welch, Chris Oxspring, Brad Harman and Ryan Rowland-Smith all made increased commitments to the ABL and/or Team Australia exhibition games primarily due to WBC preparations and selections.
2. More active involvement from MLB-import players. More players than ever were assigned by MLB clubs to the ABL thanks in large part to the success and glowing reports from ABL import alumni.
3. More international "Free Agent" type players. In much the same vein, the spread of the ABL's success led several high-level (Double-A or Triple-A) players to pursue places in the ABL independent of their MLB teams with a hope of improving their game or securing their next contracts.

The ABL continues to have strong support internationally. Regular communications, meetings and increased dealing with both MLB clubs and the MLB Baseball Operations department (Spring Training, Farm Directors Meetings, ABL games on MLB Network etc) have all led to an overall level of trust and familiarity which benefits the ABL in a number of areas - most notably MLB contracted players.

- The ABL has influenced the development of 109 affiliated athletes currently active in MLB organisations.
- Six international ABL players made their Major League Baseball debut in 2013 after honing their skills with an ABL club - Brandon Maurer (Adelaide), Brandon Bantz (Adelaide), Cody Clark (Brisbane), DidiGregorious (Canberra), Donald Lutz (Canberra), and Kevin Kiermaier (Canberra).
- Over 60% of ABL players are current or former players with MLB, Nippon Professional Baseball (NPB), or Korea Baseball Organisation (KBO) clubs.
- In three seasons, the ABL has hosted 57 MLB assigned import players and 27 of the 30 MLB clubs were represented with active players on the field in 2012-13.
- The 2012/13 season included 12 players with current or former MLB experience - Chris Oxspring (Sydney), Brad Thomas (Sydney), Koo Dae-Sung (Sydney), Justin Huber (Melbourne), Brad Harman (Melbourne), Travis Blackley (Melbourne), Shane Lindsay (Melbourne), Luke Hughes (Perth), Virgil Vasquez (Perth), AnthonyClaggett (Perth).



## FACILITY DEVELOPMENT

The past year has been the most successful year to date for baseball facility development as the ABL has successfully engaged most State Governments. Melbourne Ballpark was renovated for over \$300k, mostly government funded, providing a benefit to the baseball community well beyond the ABL.

The Canberra government, in addition to upgrading seats, amenities, etc. this year, committed \$5.5 Million in further upgrades over the next three years, while the Western Australian government is funding a master planning study with the stated objective to further upgrade the ballpark in the next couple of years.

Even though the league fell short of securing its ideal venue location in the Central Business District due to an excessive co-funding requirement of \$2 Million, the involvement of the government, who was driving the initiative on baseball's behalf, was unprecedented.

## SPECIAL EVENTS

The 2012-13 season also saw a repeat of some of the landmark innovations the ABL undertook in 2011-12. Perth Heat again represented the league in the 2012 Asia Series (this time hosted in Busan Korea), and Melbourne played host to the 2nd instalment of the ABL All-Star Game at their newly renovated Melbourne Ballpark.

### ASIA SERIES:

During the regular season, the Perth Heat participated in the 2012 Asia Series which included the host team and champion team from Korea Baseball Championship in South Korea, the champions from Nippon Professional Baseball in Japan and Chinese Professional Baseball League in Taiwan, and an all-star team from China Baseball League in China. The 2012-13 champions Canberra Cavalry will likewise compete in the 2013 Asia Series.

### ABL ALL-STAR GAME:

The freshly renovated Melbourne Ballpark played host to the 2012 Conoco Phillips All-Star game – the 2nd such event since the ABL launch. The All-Star Game (ASG) was televised nationally on Fox Sports to a television audience of over 60,000 people

The format of the event against saw Team Australia play the World All-Stars, consisting of the best international players from the league representing countries such as the US, Japan, Korea and India. Brad Harman (HR, 2b, 3 RBI) was named MVP for the event after leading Team Australia to a 6-4 victory.

									
First Name	Last Name	Pos	ABL TEAM	Country	First Name	Last Name	Pos	ABL TEAM	Country
Hay den	Beard	PHP	CANBERRA	Australia	Denny	Almonte	OF	ADELAIDE	USA
Tom	Brice	OF	ADELAIDE	Australia	Ryan	Beckman	RHP	ADELAIDE	USA
Allan	De San Miguel	C	PERTH	Australia	Alex	Burg	C	PERTH	USA
Mitch	Dening	OF	SYDNEY	Australia	Brian	Burgamy	1B	CANBERRA	USA
Justin	Erasmus	RHP	BRISBANE	Australia	Tyler	Collins	Of	SYDNEY	USA
Mitch	Graham	2B	PERTH	Australia	Mychal	Givens	2B	PERTH	USA
Justin	Huber	1B	Melbourne	Australia	Jason	Hirsh	RHP	MELBOURNE	USA
Luke	Hughes	3B	PERTH	Australia	Chin-lung	Hu	SS	ADELAIDE	Taiwan
Matt	Kennelly	C	PERTH	Australia	Kenta	Lmamiya	SS	BRISBANE	Japan
Tim	Kennelly	OF	PERTH	Australia	Hiroshi	Katayama	LHP	ADELAIDE	Japan
Steven	Kent	LHP	CANBERRA	Australia	Yusei	Kikuchi	LHP	MELBOURNE	Japan
Cameron	Lamb	RHP	PERTH	Australia	Fumikaza	Kimura	RHP	MELBOURNE	Japan
Shane	Lindsay	RHP	MELBOURNE	Australia	Dae-Sung	Koo	LHP	SYDNEY	Korea
Chris	Oxspring	RHP	SYDNEY	Australia	Alessandro	Maestri	RHP	BRISBANE	Italy
Josh	Roberts	OF	BRISBANE	Australia	Mike	Mc Guire	RHP	CANBERRA	USA
Andrew	Russell	RHP	MELBOURNE	Australia	James	Mc Owen	Of	PERTH	USA
Dushan	Ruzic	RHP	ADELAIDE	Australia	Ty	Morrision	Of	CANBERRA	USA
Wark ick	Saupold	RHP	PERTH	Australia	Dominc	Ramos	SS	MELBOURNE	USA
Daniel	Schmidt	RHP	PERTH	Australia	Rinku	Singh	LHP	ADELAIDE	India
Scott	Wearne	2B	MELBOURNE	Australia	Ayatsugu	Yamashita	C	BRISBANE	Japan
Stafan	Welch	1B	ADELAIDE	Australia	Yohei	Yanagawa	RHP	BRISBANE	Japan
Brandan	Wise	RHP	PERTH	Australia					

At the business end, the ABL has made significant progress with facility development and sponsor acquisitions and the league has vastly increased its audience reach and brand visibility, ensuring a sustainable league that will be around for the long-term.

Overall the ABL has increased revenues by 14% over 2011/12 and by 97% over 2010/11 and league sponsorship increased by 62% from last year.

The increased profile of the ABL and the consolidation of the league's place in the Australian sporting landscape have paved the way to the start of a revitalization for the sport in this country. While it's impossible to measure all the influences just some of the highlighted

- The ABL expanded its television exposure with a weekly highlight show on Fox Sports that reached a total audience of 558,164 Australians. The show was also aired on Fox Sports Asia into 30 Asian countries including Japan, China, Taiwan and Korea.
- International visibility also increased for the Championship Series. The ABLCS was aired by MLB Network, Australia Network, ESPN Star, SKY TV in New Zealand and J-Sport in Japan, taking the ABL into the homes of over 55 countries. The All-Star Game was picked up by ESPN Star, Australia Network and Sky TV.
- 2,937 ABL media stories during the 2012-13 season, reaching a total audience of 267 million people
- Over \$26 million worth of free advertising for the sport secured through ABL PR efforts in 2011/12
- The ABL website generated 4,893,673 total page views from March 2012 to February 2013
- Four of the six ABL clubs ran an online stream of every home game.  

Sydney - 64,804 Total Views	Perth - 33,957 Total Views
Brisbane - 30,083 Total Views	Canberra - 34,721 Total Views show
- 42,724 ABL Facebook Fans and 18,250 Twitter Followers
- The ABL database has increased by 55% in the last six months to nearly 36,000 people.

## ABL IN THE COMMUNITY



CAVALRY- US AMBASSADOR'S  
4TH JULY EVENT



BLUE SOX IN THE COMMUNITY



ACES AT DONCASTER BASEBALL CLUB



BANDITS AT LITTLE  
LEAGUE NATIONALS



ABL & TRAINING WITH THE PROS



PERTH HEAT VISIT LOCAL SCHOOLS

## 2013 HALL OF FAME INDUCTEES



### DONALD ADRIAN RICE

Donald Adrian Rice made his A grade debut in 1957 with South Australia's Glenelg Baseball Club. He began pitching for Glenelg in 1959 and won five Capps Medals in the 1960s.

Don experienced continued success at the State league level and was selected to the South Australian team for every Claxton Shield from 1962 to 1967 where he made the All-Star team four times. In 1968, an arm injury forced Don into an early retirement but he went on to become the President of the Glenelg Club and enjoyed a long and successful coaching career.

Over the years, Don held numerous positions administrative positions including Chairman of the South Australian Baseball Youth Committee, Vice President of the South Australian Baseball League and Chairman of the ABF Youth Committee.

He has been honoured as a Life Member of Glenelg Baseball Club & South Australian Baseball League and his Number has been retired at Glenelg Baseball Club. Don was named in the South Australia 75-year All-Star Team, and received the Australian Sporting Achievement Award.

Don had a true impact in all aspects of baseball and we welcome him to the Baseball Australia Hall of Fame.



### GARRY THOMPSON

Garry Thompson began his career with South Australia's West Torrens Baseball Club in 1959 and played 385 games with the Club. At the State level, Garry represented South Australia in the Claxton Shield from 1964 to 1972 catching every game in every series for a total of 55 games.


His contributions behind the plate helped to lead the South Australian side to six Claxton Shield Titles. Garry was also a South Australian representative on three successful Chrysler Cup sides; he was named series MVP in 1967 and 1968. Garry went on to play 52 games as a member of the Australian Team.

He donned the Green and Gold as a player five times at the 1968 Australia vs. Fuji, 1969 Philippines Tri-Series, 1970 Australia vs. Diashou, 1971 Asia Series in Seoul, 1971 Goodwill Tour of Japan and as a national coach of the 1999 Australian Masters Team in America.

A decorated player, during his career Garry was honoured with the 1967 Helms Award, Caltex Sports Star of the Month, 1967 Chrysler Cup MVP and 2000 Australian Sports Medal recipient.

We welcome Garry into the Baseball Australia Hall of Fame.

## 2013 HALL OF FAME INDUCTEES



### GEOFFREY ROBERT MARTIN

A decorated member of the Australian Baseball community, Geoffrey Robert Martin first represented Queensland in the 1975 Claxton Shield and then represented his State a staggering 12 more times through to 1989. He was a major contributor to the success of the Queensland side, leading the team to victory in 1982, 1983 and 1988.

Geoff was a constant fixture of the Australian National Team for over ten years, wearing the green and gold at the 1977 Asian Series in Manilla, 1978 World Amateur Championships in Italy, 1979 tour of Japan and Korea, 1980 World Amateur Championships in Japan, 1982 World Amateur Championships in Korea, and the 1988 Seoul Olympics.

His impressive career has been honoured over the years with the 1982 Helm Award and Claxton Shield Batting Trophy, 1999 Queensland Baseball Hall of Fame inductee, 2000 Australian Sports Medal for Contribution to Baseball, and 2009 Australian Baseball 75th Anniversary Claxton Shield All-Star Team.

Geoff we congratulate you on your career and achievements and welcome you to the Baseball Australia Hall of Fame.



### JOE QUINN

Joe Quinn cemented his place in Australian Baseball history in 1884 when he became the first Australian-born player to reach the Major League level. A pioneer for many more to come, it was over a century later in 1986 until the next Australian, Craig Shiple, joined Joe in this honour. A small town boy, Joe was born on a railway camp in Ipswich, Queensland in 1862, but spent the majority of his baseball career playing in America.

A second baseman, Joe started his career with the St. Louis Maroons in 1884 and played with several teams in both the Union Association and the National League during his 17 seasons in Major League Baseball. Joe was known for his defensive skills and he led the National League second basemen in fielding percentage twice during his career.

Following his playing career, Joe had two stints as a big league manager with the St Louis Browns and the Cleveland Spiders. Joe holds a lifetime batting average of point 261 with 29 home runs and 794 RBIs.

An Australian Baseball pioneer and well deserving inductee in the Baseball Australia Hall of Fame.

## 2013 HALL OF FAME INDUCTEES



### SYDNEY WALLACE SMITH

Sydney Wallace Smith started his baseball career in the early years of South Australian Baseball from 1892 to 1897 for Norwood and then South Adelaide. He went on to play at the State level and after the 1896 series against Victoria he was named as one of two South Australians selected for an Australian side that would tour America. During the 1897 tour of America,

Sydney played in 25 games in USA and one in London. He split time between first base and the outfield, hitting .357 for the tour. After his playing days, Sydney went on to hold several positions in the baseball community.

South Australian selector from 1926 to 1937, Treasurer for the South Australian Baseball League from 1926 to 1931 and Chairman from 1927 to 1933. He was also a delegate to the Australian Baseball Council in 1933.

Sydney has also been named a South Australian Baseball League Life Member and is very much a deserving inductee into the Baseball Australia Hall of Fame



# BASEBALL AUSTRALIA DIAMOND AWARDS



On Saturday 4 May 2013, the Australian Baseball Summit culminated with the Baseball Australia Diamond Awards. The annual 'BADAs' celebrated the achievements of the Australian Baseball Community from the 2011/12 Season.

## AWARD RECIPIENTS



PLAYER OF THE YEAR OPEN MEN:  
TRAVIS BLACKLEY



PLAYER OF THE YEAR OPEN WOMEN:  
CHRISTINA KREPPOLD



PLAYER OF THE YEAR YOUTH:  
ELLIOTT HARGREAVES



OFFICIAL OF THE YEAR:  
JENNIE MOLONEY

AWARD RECIPIENTS



VOLUNTEER OF THE YEAR:  
GRANTLEY WEINERT



VOLUNTEER OF THE YEAR:  
KEN ROBSON



ADMINISTRATOR OF THE YEAR:  
THEO VASSALAKIS




COACH OF THE YEAR:  
DAMIAN SHANAHAN



STATE ASSOCIATION OF THE YEAR:  
BASEBALL ACT



CLUB OF THE YEAR:  
CARINA LEAGUES REDSOX BASEBALL CLUB



PRESIDENT'S AWARD: DAVID BALFOUR



LIFE MEMBER: RON FINLAY



LIFE MEMBER: GEOFF PEARCE





Baseball Australia  
2 Palm Meadows Drive  
Carrara QLD 4211

P : 07 5510 6800

E : [ABFadmin@baseball.org.au](mailto:ABFadmin@baseball.org.au)

W : [baseball.com.au](http://baseball.com.au)