

AUSTRALIAN BASEBALL FEDERATION ANNUAL REPORT

2011/2012



AUSTRALIAN BASEBALL



Australian Government
Australian Sports Commission



AUSTRALIAN BASEBALL



Australian Government
Australian Sports Commission

Contents

- 1 — MESSAGE FROM THE PRESIDENT MR DAVID HYNES P.4
- 2 — MESSAGE FROM THE ASC ACTING CHAIRMAN MR DAVID GALLOP P.5
- 3 — MESSAGE FROM THE CEO MR BRETT PICKETT P.6
- 4 — 2011-12 ABF PERSONNEL P.10
- 5 — FINANCIAL REPORT FOR THE YEAR ENDED 30 JUNE 2012 P.18
- 6 — NATIONAL TEAM AND CHAMPIONSHIPS P.36
- 7 — TECHNICAL OFFICIALS P.52
- 8 — PLAYER AND COACH DEVELOPMENT P.54
- 9 — PARTICIPATION P.60
- 10 — MARKETING, COMMUNICATIONS AND MEMBERSHIP P.62
- 11 — ABL 2011/12 SEASON REPORT P.64
- 12 — BASEBALL AUSTRALIA DIAMOND AWARDS P.72

1 — MESSAGE FROM THE PRESIDENT MR DAVID HYNES

On behalf of the Australian Baseball Federation (ABF) I would like to present the 2011/12 Annual Report to our members. The report summarises both the achievements and the challenges over the past year, as well as setting out our plans and initiatives for the future of Australian Baseball.

Having taken over the Presidency of the ABF in February 2012, I must firstly pay tribute to Geoff Pearce for the hard work and commitment he has put in over the past 6 years as President. Geoff remains a director of the ABF board, and I thank him for his continued support and advice.

Deborah Healey stepped down from the board in February 2012, but we welcomed two new directors in late 2012: Rob Sadler and Yasmine Gray. Rob, a barrister, has joined us after many years serving on the board of Baseball Victoria. Yasmine is a marketing and communications specialist who runs her own Public Relations company in Queensland. Yasmine is an enthusiastic newcomer to baseball, but not to the world of sports as she is also a consultant to the Brisbane Broncos.

I would like to recognise and express my appreciation to the other dedicated members of the board, who contribute their expertise as well as many hours of voluntary service to Australian Baseball. Thank you to Ron Finlay, Peter Williams and Evan Stewart.

This year the Australian Baseball League built upon its inaugural season success and enjoyed an even more exciting 2011/12 season, with the addition of an All Star Game that was televised live to the world. The 'Alcohol Think Again' Perth Heat repeated as the ABL Champions in season two, with an exciting Championship Series also televised to baseball fans on Fox Sports. The ABL has lifted the public profile of our sport, and it promises to be the driving influence in the continued growth of Australian Baseball. The support of the wider baseball community is critical to the survival of the ABL, and I urge all of our members to get out to some games.

In 2012 there were successful National Championships held for Little League, Under 14's, 16's, 18's, 23's, Women and, for the first time ever, a National Championships was held for Under 15 Girls. It was terrific to see so many players from all over the country come together for these exciting tournaments.

In the 2011/12 year Baseball Australia sent teams to the IBAF World Cup in Panama, the AA World Championships in Mexico (Under 17), the Cal Ripken World Series in the USA, the AAA Oceania Qualifier in Guam, as well as the Asia region Little League World Series qualifier in Taiwan. We should be very proud of the way all of these players represented their country, and excited to know in 2013 the Australia Region Little League Champion team will have direct entry to the Little League World Series in Williamsport, Pennsylvania, USA.



In closing, I would like to highlight and thank our key partners, being:

- + Australian Sports Commission and their acting Chairman David Gallop, Chief Executive Officer Simon Hollingsworth, and our ASC consultant Tamara Sheppard;
- + Our ABL and Australian Academy Program partners, Major League Baseball; in particular Paul Archey, Peter Wermuth and Tom Nicholson;
- + Our baseball family, including member state, territory and regional associations, state institutes, clubs, members and officials, and the Australian Sports Anti-Doping Authority;
- + Our corporate partners, sponsors and preferred suppliers, especially Majestic, New Era, Wilson, Virgin Australia, Europcar, and Fielders Choice.

Finally, I wish to extend my gratitude to Chief Executive Officer Brett Pickett and the team at Head Office, and thank all of our members for their ongoing commitment, participation and especially for their love of the game.





2 — MESSAGE FROM THE ASC ACTING CHAIRMAN MR DAVID GALLOP

The Australian Government is committed to getting more Australians participating and excelling in sport. Sport not only inspires and unites us as a nation, it also motivates us to get involved and active.

The staging of the Olympic and Paralympic Games is an exciting time for all Australians, and highlights the substantial contribution of sport to our community, from athletes competing at the Games to those involved in weekend club competition and social play, as well as parents and volunteers.

Australia's performance at the London Olympic and Paralympic Games is the culmination of extensive long-term efforts across the Australian high performance system. Following the Games, there will be opportunities to celebrate the successes and critically review our next steps to ensure we focus and align our efforts to deliver the best possible results in the next Olympic and Paralympic cycle.

It is two years since the Australian Government delivered its new vision for sport in 'Australian Sport: The Pathway to Success' and substantially increased ongoing funding to the Australian Sports Commission. Since then, we have focused on implementing our new plans, delivering key programs, supporting national sporting organisations (NSOs) to deliver participation and high performance outcomes (as well as building their capacity), and building collaboration, alignment and effectiveness within the Australian sport sector.

The announcement in the May 2012 Budget of the continuation of the Active After-school Communities program will ensure we carry on providing primary school-aged children with a positive introduction to sport. We will continue working with sporting organisations at all levels to ensure the program provides maximum value to sports and supports the transition of program participants into local clubs.

Linked to the London Olympic and Paralympic Games, the Prime Minister's Olympic and Paralympic Challenges will encourage and inspire children to participate in sport and to get active, have fun and earn rewards. This initiative, as well as participation funding programs delivered by NSOs, continues the Australian Government's commitment to ensuring more people can access sport and all the benefits it provides.

The support received from the Australian Government for Australian sport is essential and plays an integral role in connecting our young sporting participants with their dreams of podium success in the future.

This is an exciting and challenging time for Australian sport. The Australian Sports Commission looks forward to working with sporting organisations, state and territory institutes and academies of sport, and state and territory departments of sport and recreation, to promote access to, and participation in, sport across the community, and supporting Australia's continued sporting success.



3 — MESSAGE FROM THE CEO MR BRETT PICKETT

It is with much pleasure that I present the 2011/2012 Australian Baseball Federation (ABF) Annual Report.

The 2011/2012 Year represented my first full year as CEO of the ABF, and I am delighted to be able to reflect upon and report on the many successes that we have achieved as a sport over the past twelve months and of course touch upon the challenges that we face moving forward.

Perhaps the most pleasing aspect of the year, and what may be classified as the best indicator for the health of our game, has been the continual increase of our Full Active Membership base. A further 8% increase on the previous year, has seen our membership base increase to over 40,000 members around the country. At the current rate of growth, we are well on track to achieve our current strategic objective of 50,000 members (by end 2014) and are well positioned to return baseball to the halcyon days of our sport in the mid 1990's when annual membership was 50,000+ and we had a thriving National League.

- ✦ **Of course, Full Active Membership numbers are not the only metric of success, and as a sport we have performed admirably in a number of other areas of our business, including:**
- ✦ **Our National Men's team equalled their best ever World Cup result, securing 5th place at the 2011 World Cup, narrowly missing out on a medal;**
- ✦ **A further 8 young Aussies joined the ranks of professional baseball, joining the 300+ that have gone before them;**
- ✦ **Women's baseball continues to thrive, with the establishment of the first ever National U15**

Girls Championships;

- ✦ **The ABL enjoyed its second year of growth;**
- ✦ **Aussie T-Ball, our games highly regarded national junior point entry program continued to grow, with over 180 clubs and over 100 schools now delivering the program;**
- ✦ **Australia gaining direct entry into the Little League World Series for 2013 and beyond.**

The year also saw a change to the ABF President, with Geoff Pearce deciding to step down as President of the ABF Board, and David Hynes being appointed as his successor. I would like to take this opportunity to thank Geoff for his time, expertise and endless commitment over the past six years as he oversaw a remarkable period for Australian Baseball, perhaps highlighted by the re-establishment of the all-important Australian Baseball League. Geoff remains on the ABF Board as a Director, so fortunately his vast experience, skill set and enthusiasm is still available to the sport.

Deborah Healey also resigned as a Board member of the ABF after ten years, and I pay tribute to the dedication of Deborah during this time and thank her for the positive impact her knowledge and guidance has made on Baseball in Australia.

I naturally look forward to working with David in his role as President of the ABF Board as we work towards increased growth of our great game.

As mentioned above, the Australian Baseball League (ABL) also enjoyed its second year, with the Perth Heat winning the ABL Championships series for the second consecutive year, maintaining their position as Claxton Shield Champions.



It is with much pleasure that I present the 2011/2012 Australian Baseball Federation (ABF) Annual Report.

Continued

The ABL continues to grow and importantly generate a positive impact on the entire Australian Baseball community. 2nd year highlights included the introduction of the ABL All-Star game (played in front of a sell out crowd and a record international TV audience), increased crowds around the League and an improved commercial and media profile. I'd like to congratulate ABL CEO Peter Wermuth and his management team for another positive season and we of course look forward to working with the ABL towards further success for many years to come.

2012 also saw the establishment of the inaugural Australian Baseball Summit. The Summit, now to be a permanent fixture on the annual calendar, saw representatives from all Australian Baseball stakeholders gather in Sydney for 4 days of meetings, workshops and presentations, all designed with the express purpose of collectively growing the sport in Australia. I congratulate all who attended for the professionalism and spirit in which they participated, for the ideas that were generated and for the energy that was expended, all for the greater good of baseball.

At no other time in history, has Australian sport faced so many challenges. The sheer volume of options for people to choose from; the financial pressures faced by most Australian families; the changing dynamics of the way Generation Y wants to engage in recreation; are just a few of the challenges we face as we seek to grow our great sport. The ABF, and its network of stakeholders are actively pursuing strategies to counteract these challenges and continue to grow the game we all love so much. As always there is much work to be done, but I strongly believe we are on the right path. I look forward to the year ahead.



Acknowledgments

I would once again like to thank the long list of individuals and organisations that have helped in so many ways over the past year:

- ✦ To all the volunteers who selflessly give their time week in week out, to ensure the survival and growth of our sport, we thank you. You are the backbone of our game and we could not do it with you;
- ✦ Congratulations to all BADA award winners and inductees to the ABF Hall of Fame.
- ✦ Thank you to all our key strategic and commercial partners, in particular the Australian Sports Commission, Major League Baseball, the Australian Baseball League, our State and Territory bodies and their respective President's and CEO's, as well as Willis Insurance, Majestic Apparel, New Era Caps, Fielders Choice, Wilson and all other sponsors - we thank you for your ongoing support.
- ✦ Congratulations to the defending ABL Champions, the 'Alcohol Think Again' Perth Heat.
- ✦ Thank you to the ABF Board for their ongoing commitment and guidance, and to the staff of the ABF for their tireless work and support.


4 — 2011-12

ABF PERSONNEL

Australian Baseball Federation 2011/12

“To provide national leadership and a national framework for harnessing the energies of the many baseball people and organisations throughout Australia with the aim of building the business of baseball for the benefit of all... building the business of baseball together!”

AUSTRALIAN BASEBALL FEDERATION



Board of Directors

David Hynes



President / Chairman; Portfolios: Baseball Operations, High Performance, Olympics.

David was elected President in February 2012 following Geoff Pearce’s resignation. He began his Directorship in 2007 and is responsible for the portfolio of Olympics, high performance, and baseball operations.

Geoff Pearce



President / Chairman (until Feb 2012); Portfolios: National Competitions, Sponsorship, Commercial Affairs, Governance.

Geoff resigned from the role of President in February 2012, a position he had held since 2005, and elected to remain on as a Director of the Board. Prior to that Geoff was Vice President of the new Board from 1999. Geoff’s portfolio includes: national competitions, sponsorship, commercial affairs, and governance.

Ron Finlay



Deputy Chairman; Portfolios: International Relations, Governance, Hall of Fame.

Ron was appointed as a Director to the new Board in 1999 and was elected President in 2001 where he resided until 2005. Ron stood down as President to fill a vacant position of which he still maintains. Ron's portfolio includes: international relations (BCO, IBAF, MLB and IOC), legal, governance, and Hall of Fame.

Peter Williams



Portfolios: Finance, Commerce.

Peter has been a Director since his election in 2004 and maintains the portfolio of finance, commerce, licensing, and merchandising.

Evan Stewart



Portfolios: Participation, Government Relations, Baseball Operations (committee chair).

Evan has been a Director since his election in October 2010 and is responsible for Participation and Government Relations.

Deborah Healey



Portfolios: Legal, Administrative Appeals (resigned February 2012).

Deborah joined the Board in 2002 and held her portfolio of Legal, Administrative, and Appeals until her resignation in February 2012.

Brett Pickett



Chief Executive Officer; Portfolios: Finance, Administration, Facilities, Stakeholder Management, Strategic Plan.

STATE COUNCIL

The Council consists of a representative from each State and Territory (ultimately the President or Commissioner of that State/Territories board) as follows:

AUSTRALIAN CAPITAL TERRITORY:

Theo Vassalakis, Commissioner

Baseball ACT

NEW SOUTH WALES

Ray Vercoe, Chairman

Baseball NSW

NORTHERN TERRITORY

Michael Bongiorno, President

Baseball NT

VICTORIA

Rob Sadler, President

Baseball VIC

QUEENSLAND

Bruce Mutch, Commissioner

Baseball QLD

Neville Brockie (until October 2011)

SOUTH AUSTRALIA

Shayne Bennett, Commissioner

Baseball SA

Kevin Jennings (until July 2011)

WESTERN AUSTRALIA

Stephen Byrne, Chairman

Baseball WA

The ABF sincerely thanks both Board and Council delegates for their expertise, time and support provided to baseball and its members over the last year.

HEAD OFFICE

Chief Executive Officer:

Brett Pickett

- + Commenced with the ABF May 2002 and appointed CEO March 2011
- + Board Director.
- + Responsible for business development, facility development, international relations, stakeholder management, strategic planning, marketing, and sponsorship.

National Teams &

Competitions Manager:

Mark Priestley

- + Commenced with the ABF September 2011.
- + Responsible for national and international competitions, national team programs, national Little League administrator, Secretary Baseball Operations Committee and Tournament Management Committee.

National Teams &

Competitions Coordinator:

Cassandra Sedgman

- + Commenced with ABF September 2008.
- + Responsible for providing assistance to National Teams and Competitions Manager

National Player & Coach

Development Manager:

Peter Gahan

- + Commenced with the ABF January 2010.
- + Responsible for the national playbook, MLBAAP, national coaching accreditation scheme, national testing, national performance, national coaching staff, state academy programs, talent identification program, Baseball Operations Committee.

Player & Coach Development

Coordinator:

Drew Samuelson

- + Commenced with the ABF May 2012
- + Full-time employee
- + Responsible for providing assistance to Player and Coach Development Manager

Player Development

Coordinator:

Bill O'Sullivan (part-time)

- + Responsible for providing assistance to Player and Coach Development Manager

National Corporate

Sales Manager:

Gaby Anger (ABL office)

- + Commenced with the ABF September 2011
- + Responsible for the sale and service of ABF and ABL partnerships and sponsorships.

National Technical

Officials Manager:

Geoff Robertson (part-time)

- + Commenced with the ABF April 1994.
- + Responsible for, baseball rules, umpire development, scorer development, technical enquiries, members' protection as well as the Hall of Fame, Heritage and Umpire Development Committees and CABS liaison.

National Participation Manager:

Justin Drew

- + Tom Taylor (until February 2012)
- + Commenced with the ABF February 2012
- + Responsibilities include: national development plan, inclusive action plan, sports profile, membership recruitment and retention, club development and Aussie T-Ball.

Marketing and Communications

Manager:

Jennifer Stockman

(until May 2012)

- + Commenced with the ABF August 2003.
- + Responsible for marketing, communications, branding, member services and systems.

Marketing and Membership

Coordinator:

Trish Quayle

- + Commenced August 2011
- + Responsible for providing assistance to Marketing and Communications Manager

Office & Administration

Coordinators:

Lianne Easty /

Connie Stoyakovich

- + Commenced with the ABF February 2011.
- + Responsible for Office management and administration, Board and Council, Life Members' liaison, sanctions.

Financial Controller:

Kerran Evans

- + Commenced with the ABF October 2010
- + Responsibilities include: financial reporting, budgeting, payroll, accounts payable and receivable.

STATE & TERRITORY ASSOCIATIONS

Australian Capital Territory:

- + Commissioner – Theo Vassalakis
- + Deputy Commissioner – Greg Kent
- + General Manager – Tom Vincent
- + Board Member – Mark Beutler / Damian von Demleux
- + Director of Umpiring – Matthew Pearson
- + Head Coach – Brent Phelan
- + ACT Scorers Association – Vicki Beard
- + Website & Administration – Jamie Kingham



New South Wales:

- + General Manager – Tim Harradine
- Chairman – Ray Vercoe
- + Office Manager – Narelle Fox
- + Coaching Director – Barry Holland
- + Umpire Director – Trent Thomas
- + Scorers – Paul McCullough
- + High Performance & Baseball Operations – Glenn Williams
- + State Participation Manager – Mat Sundstrom
- + Advisor – Bob Turner



Northern Territory:

- + President – Michael Bongiorno
- + Executive Officer – Lisa Hooley
- + Scoring Director – Libby Williams
- + Alice Springs – David Kerrin
- + Katherine – Peter Hopkins
- + Regional Umpires Coordinator – Craig Marquardt
- + Development Officer – Kevin Johnson



Queensland:

- + Commissioner – Bruce Mutch
- + Chief Executive Officer – Colin Dick
- + Administration Manager – Peter McClenahan



- + Development Manager – Gareth Jones
- + Development Officer – Shayne Watson
- + State Director of Scoring – Diana Connors
- + Director of Umpires – Mal Mackay

South Australia:

- + President – Shayne Bennett
- + General Manager – Paul Chandler
- + Administration – Nyrell Davidson / Dani Sapio
- + Operations – Lorraine Dunn
- + Director of Umpiring – Neil Poulton
- + Scorers – Steave Eads
- + Aussie T Ball Coach – Stuart Millar



Victoria:

- + President – Rob Sadler
- + Chief Executive Officer – Brett Hidson
- + Competitions Coordinator – Christine Little
- + Development Manager – Justin Huber
- + Teams & Tournaments – David Zucchet
- + Scoring – Michelle Winther
- + Umpiring – Ian McKenzie
- + Financial – Les Flower



Western Australia:

- + Chariman – Stephen Byrne
- + General Manager – Lachlan Dale
- + Office Manager – Susan Reid
- + Company Secretary – Geoff Hooker
- + Player Development Manager – Steve Fish
- + Regional Development Manager – Lee Darracott
- + Facility Manager – Rodney Drew
- + Competitions Manager & Regulations – Andrew Todd
- + Results, Stats, Scorers - Natalie Todd
- + Fixtures & Scheduling – Mark Richardson
- + Administrator/Regional Coordinator – David Hayes
- + Umpire Co-ordinator – David Gripper
- + Registrar, Results & Admin – Caroline Adamson



LIFEMEMBERS

- + 1957 - Mr Reg E Darling*
- + 1976 - Mr G C (Don) Mould*
- + 1977 - Mr J B (John)
Hollander OBE*
- + 1977 - Mr E (Tim)
Bassingthwaighte
- + 1978 - Mr Robert (Bob) J Black*
- + 1985 - Mr John Anderson
- + 1992 - Mr Neville Pratt OAM*
- + 1993 - Mr Kingsley Wellington
- + 2000 - Mr Ken Douglass
- + 2000 - Mr Peter Dihm
- + 2001 - Ms Jan Thurley
- + 2003 - Mr Ross Straw*
- + 2003 - Mr Rodney Byrne OAM*
- + 2004 - Mr Ian Ross
- + 2005 - Mr Alan Waldron
- + 2009 - Mr Ron Morgan*
- + 2011 - Mr Mark Peters

(* denotes deceased)

COMMITTEES

Baseball Operations

- + Brett Pickett, ABF
- + David Hynes, ABF Board
- + Evan Stewart, ABF Board
- + Mark Priestley, Secretary
- + Phil Dale, VIC
- + Jon Deeble, QLD
- + Peter Gahan, ABF
- + Ben Foster, ABL

Tournament Management

- + Mark Priestley, Secretary
- + Geoff Robertson, ABF
- + David Nagy, NSW
- + Neil Barrowcliff, NSW
- + Dean White, WA
- + Shayne Bennett, SA

Heritage Committee

- + Ron Finlay, ABF Board
- + Geoff Robertson, Secretary
- + Kevin Cantwell, QLD
- + Hartley Anderson
- + Lionel Harris, NSW
- + Brian Davis, NSW
- + Peter Dihm, VIC
- + Robert Laidlaw, SA
- + Doug Corker, WA

Umpire Development Committee

Directors of Umpiring:

- + **Geoff Robertson, Secretary**
- + **Ian McKenzie, VIC**
- + **David Gripper, WA**
- + **Mal Mackay, QLD**
- + **Matthew Pearson, ACT**
- + **Neil Poulton, SA**
- + **Regional Umpire Coordinators:**
- + **Craig Marquardt, NT**
- + **Trent Thomas, NSW**
- + **Ross Picot, NSW**
- + **Nathan Clegg, NSW**

Scorers Development Committee

- + **Paula Kenning, CABS
Coordinator**
- + **Vicki Beard, ACT**
- + **Sue McCullough, NSW**
- + **Libby Williams, NT**
- + **Diana Connors, QLD**
- + **Michele Winther, VIC**
- + **Natalie Todd, WA**
- + **Steve Eads, SA**



5 — FINANCIAL REPORT FOR THE YEAR ENDED 30 JUNE 2012

Directors' Report

In accordance with a resolution of the Board of Directors, the Directors present their financial report of Australian Baseball Federation Inc. ("ABF") for the year ended 30 June 2012 and the state of Australian Baseball Federation Inc. financial affairs as at that date

Board Members

The following persons held office as board members of the ABF during the period or since the end of the year and up to the date of this paper.

- + David Hynes President (Appointed President 10 February 2012)
- + Geoff Pearce Director (Resigned as President 9 February 2012)
- + Ron Finlay Director
- + Peter Williams Director
- + Deborah Healey Director (Resigned 26 February 2012)
- + Evan Stewart Director
- + Brett Pickett Chief Executive Officer

During the year 4 board meetings were held.

BOARD MEMBER	MEETINGS ATTENDED
DAVID HYNES	4
GEOFF PEARCE	4
RON FINLAY	3
PETER WILLIAMS	4
DEBORAH HEALEY	3
EVAN STEWART	4
BOARD MEMBER	MEETINGS ATTENDED

Principal Activities

The general activities of ABF are set out throughout this Annual Report and there were no significant changes from the principal mission "to provide national leadership and a national framework for harnessing the energies of the many baseball people and organisation throughout Australia with the aim of building the business of baseball for the benefit of all".

Review of Operations

The Australian Baseball Federation (ABF) is the peak body for the sport of baseball in Australia. It is recognised by the International Baseball Federation (IBAF), the Australian Sports Commission, the Australian Olympic Committee, Major League Baseball and other professional leagues around the world.

The ABF's main function is to conduct, encourage, promote, standardise, control and administer all forms of the sport throughout Australia. As part of its operations the ABF also conducts the annual Major League Baseball Australian Academy Program (M.L.B.A.A.P.), in conjunction with Major League Baseball (MLB), which is the benchmark player development program for the sport. The ABF is also a partner in a joint venture with MLB to operate the professional Australian Baseball League (ABL).

BOARD MEMBER	30/6/2012	30/6/2011
AUSTRALIAN BASEBALL FEDERATION INC.	614,023	617,105
MAJOR LEAGUE BASEBALL		
AUSTRALIAN ACADEMY PROGRAM (M.L.B.A.A.P.)	(230,812)	(185,718)
BOARD MEMBER	30/6/2012	30/6/2011

*** Included in the revenue of M.L.B.A.A.P and expenses of ABF is an interdivision transfer of: \$210,000**

Changes in State of Affairs

No significant changes in the state of affairs occurred during the year.

Board Member Benefits

One board member has received or is entitled to receive, during or since the financial year, a benefit because of a contract made by the entity or related body corporate with the board member, a firm which the board member is a member or an entity in Chief Executive Brett Pickett or related entities 30 June 2012: \$134,379 (30 June 2011: \$123,666)

This statement excludes any benefit included in the aggregate amount of the emoluments received or due and receivable by board members, shown in the entity's accounts, or the fixed salary of a fulltime employee of the entity or related body corporate.

Financial Position

The net assets of the entity have remained constant over the year.

After Balance Date Events

There have been no significant changes in the state of affairs of ABF since year end.

Officers' Indemnities and Insurance

During the financial year ABF entered into an insurance contract which serves to indemnify Directors and staff for costs incurred by them in defending legal proceedings arising out of the performance of their normal duties as Directors and staff officers.

Environmental Issues

The entity's operations are not subject to significant environmental regulation under the law of the Commonwealth and State.


Auditors Independence Declaration

A copy of the auditor's independence declaration as required under section 307C of the Corporations Act 2001 has been included.

Signed in accordance with a resolution of the Members of the Board on : 20 October 2012



David Hynes - President



Brett Pickett - Chief Executive Officer

Director's Declaration

The directors have determined that the company is not a reporting entity and that this special purpose financial report should be prepared in accordance with the accounting policies described in Note 1 to the financial

The directors declare that:

- + (a) The financial statements and notes, are in accordance with the Corporations Act 2001 and:
 - + (i) comply with Accounting Standards and the Corporations Regulations 2001 to the extent described in Note 1 to the financial statements; and
 - + (ii) give a true and fair view of the company's financial position as at 30 June 2012 and its performance as represented by the results of its operations and its cash flows, for the year ended on that date in accordance with the accounting policies described in Note 1 to the financial statements; and
- + (b) in the directors opinion:
 - + (i) there are reasonable grounds to believe that the company will be able to pay its debts as and when they become due and payable; and
 - + (ii) the financial statements and notes are in accordance with the Corporations Act 2001.

This declaration is made in accordance with a resolution of the directors.



Independent Auditor's Report

To The Members Of Australian Baseball Federation Inc

Report on the Financial Report

We have audited the accompanying financial report of Australian Baseball Federation Inc., being a special purpose financial report which comprises the Statement of Financial Position as at 30 June 2012 and the Statement of Comprehensive Income, Statement of Changes in Equity and Cash Flow Statement for the period ended on that date, a summary of significant accounting policies and other explanatory notes and the directors' declaration.

Directors' Responsibility for the Financial Report

The directors of the company are responsible for the preparation and fair presentation of the financial report and have determined that the accounting policies described in Note 1 to the financial statements which form part of the financial report, are appropriate to meet the requirements of the Corporations Act 2001 and are appropriate to meet the needs of the members. The directors responsibility also includes designing, implementing and maintaining internal control relevant to the preparation and fair presentation of the financial report that is free from material misstatement, whether due to fraud or error; selecting and applying appropriate accounting policies; and making accounting estimates that are reasonable in the circumstances.

Auditor's Responsibility

Our responsibility is to express an opinion on the financial report based on our audit. No opinion is expressed as to whether the accounting policies used, as described in Note 1, are appropriate to meet the needs of the members. We conducted our audit in accordance with Australian Auditing Standards. These Auditing Standards require that we comply with relevant ethical requirements relating to audit engagements and plan and perform the audit to obtain reasonable assurance whether the financial report is free from material misstatement.

An audit involves performing procedures to obtain audit evidence about the amounts and disclosures in the financial report. The procedures selected depend on the auditor's judgement, including the assessment of the risks of material misstatement of the financial report, whether due to fraud or error. In making those risk assessments, the auditor considers internal control relevant to the entity's preparation and fair presentation of the financial report in order to design audit procedures that are appropriate in the circumstances, but not for the purpose of expressing an opinion on the effectiveness of the entity's internal control. An audit also includes evaluating the appropriateness of accounting policies used and the reasonableness of accounting estimates made by the directors, as well as evaluating the overall presentation of the financial report.

The financial report has been prepared for distribution to members for the purpose of fulfilling the directors financial reporting under the Corporations Act 2001. We disclaim any assumption of responsibility for any reliance on this report or on the financial report to which it relates to any person other than the members, or for any purpose other than that for which it was prepared.

We believe that the audit evidence we have obtained is sufficient and appropriate to provide a basis for our audit opinion.

Independence

In conducting our audit, we have complied with the independence requirements of the Corporations Act 2001. We confirm that the independence declaration required by the Corporations Act 2001, was provided to the directors of Australia Baseball Federation Inc on the same date as the date of this auditor's report

AUDIT OPINION

In our opinion, the financial report of Australian Baseball Federation Inc is in accordance with the Corporations Act 2001, including:

- + (a) giving a true and fair view of the company's financial position as at 30 June 2012 and of its performance for the year ended on that date in accordance with the accounting policies described in Note 1; and
- + (b) (ii) complying with Australian Accounting Standards (including the Australian Accounting Interpretations) and the Corporations Regulations 2001.



Russell Trevor

Registered Company Auditor No. 8708
Gold Coast, 19 October 2012

Auditor's Independence Declaration under Section 307C of the Corporations Act 2001 to the directors of Australian Baseball Federation Inc.

I declare that, to the best of my knowledge and belief during the period ended 30 June 2012 there have been:

- + (i) no contraventions of the auditor independence requirements as set out in the Corporations Act 2001 in relation to the audit; and
- + (ii) no contraventions of any applicable code of professional conduct in relation to the audit.

JMR Group

Russell Trevor

Registered Company Auditor No. 8708
Gold Coast, 19 October 2012

STATEMENT OF COMPREHENSIVE INCOME FOR THE YEAR ENDED 30 JUNE 2012

	Note	30 june 2012	30 June 2011
		\$	\$
Major League Baseball Academy Revenue	2(a)	315,263	396,611
Interest Received	2(a)	3	2
Expenses	2(b)	(546,078)	(582,331)
Total		(230,812)	(185,718)
Operating revenue ABF		4,585,459	4,452,903
Interest received		18,288	25,150
Profit on Disposal of Assets		—	—
Total revenue	2(a)	4,603,748	4,478,053
Operating expenses ABF		(3,989,102)	(3,860,948)
Interest paid		(622)	—
Total expenses	2(b)	(3,989,725)	(3,860,948)
Total		614,023	617,105
Profit (Losses) attributable to members of the entity		383,211	431,387

STATEMENT OF FINANCIAL POSITION AS AT 30 JUNE 2012

	Note	30 june 2012	30 June 2011
		\$	\$
CURRENT ASSETS			
Cash and cash equivalents	11	468,251	865,392
Trade and other receivables	3	342,278	531,831
Other assets	4	552,636	269,411
Total Current Assets		1,363,164	1,666,634
NON-CURRENT ASSETS			
Property, plant and equipment	6	39,349	44,127
Other assets	4	1,540,933	863,725
Financial assets	5	25	25
Total Non-current Assets		1,580,307	907,877
Total Assets		2,943,471	2,574,511
CURRENT LIABILITIES			
Trade and other payables	7	188,290	282,848
Other liabilities	8	189,385	154,028
Short term provisions	9	83,449	57,868
Total Current Liabilities		461,124	494,744
Non Current Liabilities			
Long Service Leave	9	19,370	—
Total Non-Current Liabilities		19,370	—
Total Liabilities		480,494	494,744
Net Assets		2,462,978	2,079,767
Equity			
Retained earnings	10	2,462,978	2,079,767
Total Equity		2,462,978	2,079,767

STATEMENT OF CHANGES IN EQUITY FOR THE YEAR ENDED 30 JUNE 2012

	Reserves	Retained Profits	Total
		\$	\$
Balance at 30 June 2010		1,648,380	1,648,380
Profit/(loss) for the period		431,387	431,387
Balance at 30 June 2011	—	2,079,767	2,079,767
Balance at 30 Juni 2011		2,079,767	2,079,767
Profit/(loss) for the period		383,211	383,211
Balance at 30 June 2012	—	2,462,978	2,462,978

CASH FLOW STATEMENT FOR THE YEAR ENDED 30 JUNE 2012

	Note	30 june 2012	30 June 2011
		\$	\$
CASH FLOWS FROM OPERATING ACTIVITIES			
Receipts from clients		5,090,276	4,339,107
Payments to suppliers and employees		(4,823,484)	(4,754,002)
Interest received		18,291	25,152
Interest paid		—	—
Net Cash from operating activities	11(a)	285,083	(389,743)
CASH FLOWS FROM INVESTING ACTIVITIES			
Payment for:			
Other Investments		(677,208)	(499,250)
Purchase of property, plant and equipment		(5,015)	(6,299)
Proceeds From:			
Proceeds from sale of investment			
NET CASH FROM INVESTING ACTIVITIES		(682,223)	(505,549)
Net increase/(decrease) in cash held		(397,140)	(895,292)
Cash at the beginning of the period		865,392	1,760,684
Cash at the end of the period	11(b)	468,251	865,392

NOTE 1 - STATEMENT OF SIGNIFICANT ACCOUNTING POLICIES

Reporting Status

The directors have determined that the company is not a reporting entity. As a result, the financial report is a special purpose financial report prepared to satisfy the financial report preparation requirements of the Corporations Act 2001.

The Australian Baseball Federation Inc. is an incorporated society, registered in South Australia. The association's principal activity is to manage, develop and promote baseball in Australia.

Basis of Preparation

The report has been prepared in accordance with the requirements of the Corporations Act 2001, and the following applicable Australian Accounting Standards:

- + AASB 101: Presentation of Financial Statements
- + AASB 107: Cash Flow Statements
- + AASB 108: Accounting Policies, Changes in Accounting Estimates and Errors
- + AASB 1031: Materiality
- + AASB 1048: Interpretation and Application of Standards

No other Accounting Standard, Australian Accounting Interpretations or other authoritative pronouncements of the Australian Accounting Standards Board have mandatory application. The company has however applied the measurement and recognition criteria of all accounting standards.

Reporting Basis and Conventions

The financial report is presented in Australian dollars.

The financial report has been prepared on an accruals basis and is based on historical costs modified by the revaluation of selected non-current assets, financial assets and financial liabilities for which the fair value basis of accounting has been applied.

The directors evaluate estimates and judgements incorporated into the financial report based on historical knowledge and best available current information. Estimates assume a reasonable expectation of future events and are based on current trends and economic data, obtained both externally and within the company. There were no key adjustments during the year which required accounting estimates or judgements.

The following is a summary of the material accounting policies adopted by the company in the preparation of the financial report. The accounting policies have been consistently applied, unless otherwise stated.

- + **The charge for current income tax expense is based on the profit/loss for the year adjusted for any non-assessable or disallowed items. It is calculated using the tax rates that have been enacted or are substantially enacted by the balance sheet date.**
- + **Deferred tax is accounted for using the balance sheet liability method in respect of temporary differences arising between the tax bases of assets and liabilities and their carrying amounts in the financial statements. No deferred income tax will be recognised from the initial recognition of an asset or liability, excluding a business combination, where there is no effect on accounting or taxable profit or loss.**
- + **Deferred tax is calculated at the tax rates that are expected to apply to the period when the asset is realised or liability is settled. Deferred tax is credited in the income statement except where it relates to items that may be credited directly to equity, in which case the deferred tax is adjusted directly against equity.**
- + **Deferred income tax assets are recognised to the extent that it is probable that future tax profits will be available against which deductible temporary differences can be utilised. Future income tax benefits in relation to tax losses are not brought to account unless there is virtual certainty of realisation of the benefit.**

(b) Property, Plant, and Equipment

Property, plant and equipment are brought to account at cost or at independent or directors' valuation, less, where applicable, any accumulated depreciation or amortisation. The carrying amount of property, plant and equipment is reviewed annually by directors to ensure it is not in excess of the recoverable amount from these assets. The recoverable amount is assessed on the basis of the expected net cash flows which will be received from the assets employment and subsequent disposal.

The depreciable amount of all fixed assets including capitalised lease assets, but excluding freehold land, are depreciated over their useful lives using the diminishing method commencing from the time the asset is held ready for use. Leasehold improvements are amortised over the shorter of either the unexpired period of the lease or the estimated useful lives of the improvements. Depreciation rates and methods are reviewed annually and, if necessary, adjustments are made.

The depreciation rates used for each class of depreciable asset are:

RATE	
CLASS OF ASSET	DEPRECIATION RATE
PLANT AND EQUIPMENT	20 – 40%
RATE	

The gain or loss on disposal of all fixed assets, including re-valued assets, is determined as the difference between the carrying amount of the asset at the time of disposal and the proceeds of disposal, and is included in operating profit before income tax of the economic entity in the year of disposal. Any realised revaluation increment relating to the disposed asset, which is included in the asset revaluation reserve, is transferred to retained earnings at the time of disposal.

(c) Intangibles

Licences, Patents and trademarks

Licences, patents and trademarks are recognised at cost of acquisition. All intellectual property has a finite life and is carried at cost less any accumulated amortisation and any impairment losses.

Research and Development

Expenditure during the research phase of a project is recognised as an expense when incurred.

Development costs are capitalised only when technical feasibility studies identify that the project will deliver future economic benefits and these benefits can be measured reliably.

Development costs have a finite life and are amortised on a systematic basis matched to the future economic benefits over the useful life of the project.

(d) Impairment of Assets

At each reporting date, the company reviews the carrying values of its tangible and intangible assets to determine whether there is any indication that those assets have been impaired. If such an indication exists, the recoverable amount of the asset, being the higher of the asset's fair value less costs to sell and value in use, is compared to the asset's carrying value. Any excess of the asset's carrying value over its recoverable amount is expensed to the income statement.

(e) Payables

A liability is recorded for trade creditors and other accounts payable with respect to goods and services received prior to balance date, whether invoiced to the company or not. Trade creditors and other accounts payable are normally settled within 30 days.

(f) Employee Benefits

Provision is made for the company's liability for employee benefits arising from services rendered by employees to balance date. Employee benefits expected to be settled within one year together with entitlements arising from wages and salaries and annual leave which will be settled after one year, have been measured at the amounts expected to be paid when the liability is settled, plus related on-costs. Other employee benefits payable later than one year have been measured at the present value of the estimated future cash outflows to be made for those benefits.

Contributions are made by the company to employee superannuation funds and are charged as expenses when incurred.

These notes should be read in conjunction with the financial reports.

(g) Provisions

Provisions are recognised when the company has a legal or constructive obligation, as a result of past events, for which it is probable that an outflow of economic benefits will result and that outflow can be reliably measured.

(h) Cash and cash equivalents

Cash and cash equivalents include cash on hand, deposits held at call with banks, other short-term highly liquid investments with original maturities of three months or less, and bank overdrafts. Bank overdrafts are shown within short-term borrowings in current liabilities on the balance sheet.

For the purposes of the statement of cash flows, cash includes cash on hand and in banks and investments in money market instruments, net of any outstanding bank overdrafts.

(i) Trade Debtors

Sales made on credit are included in "Trade Debtors" and are recorded at the balance due, less a provision for doubtful debts for an amount estimated to be uncollectible. Trade debtors are due within 30 days from the end of the month.

(j) Revenue

Income is recorded on an accruals basis as the goods are delivered or the service provided. Interest revenue is recognised on a proportional basis taking into account the interest rates applicable to the financial assets.

Government grants are only recognised as revenue when they are received and there is reasonable assurance that the company will or has complied with the conditions attaching to them. Grants are recognised as income over the periods necessary to match them with the related costs which they are intended to compensate.

All revenue is stated net of the amount of goods and services tax (GST).

(k) Financial Instruments Recognition

Financial instruments are initially measured at cost on trade date, which includes transaction costs, when the related contractual rights or obligations exist. Subsequent to initial recognition these instruments are measured as set out below.

Loans and receivables

Loans and receivables are non-derivative financial assets with fixed or determinable payments that are not quoted in an active market and are stated at amortised cost using the effective interest rate method.

Financial liabilities

Non-derivative financial liabilities are recognised at amortised cost, comprising original debt less principal payments and amortisation.

Fair value

Fair value is determined based on current bid prices for all quoted investments. Valuation techniques are applied to determine the fair value for all unlisted securities, including recent arm's length transactions, reference to similar instruments and option pricing models.

Impairment

At each reporting date, the group assess whether there is objective evidence that a financial instrument has been impaired. In the case of available-for-sale financial instruments, a prolonged decline in the value of the instrument is considered to determine whether an impairment has arisen. Impairment losses are recognised in the income statement.

These notes should be read in conjunction with the financial reports.

(l) Goods and Services Tax

Revenues, expenses and assets are recognised net of the amount of goods and services tax (GST), except where the amount of GST incurred is not recoverable from the Australian Taxation Office (ATO). In these circumstances the GST is recognised as part of the cost of acquisitions of the asset or as part of an item of the expense. Receivables and payables are stated with the amount of GST included.

The net amount of GST receivable/payable to the ATO is included as a current asset/liability in the balance sheet.

Cash flows are included in the statement of cash flows on a gross basis. The GST components of cash flows arising from investing and financing activities, which are recoverable from, or payable to the ATO, are classified as operating cash flows.

Comparative figures have also been changed where classifications of income and expenditure items have been altered from the prior year as a result of a review by the directors. The new classifications have been altered to reflect a more accurate view of the company's operations.

NOTE 2 REVENUE

		30 June 2012	30 June 2011
(a)	Operating activities	\$	\$
	ASC grants	1,647,098	1,643,000
	Commercial	287,331	150,727
	MLBAAP income	315,263	396,611
	Member fees	767,712	694,791
	Other Income	265,925	352,763
	Events/program income	1,560,827	1,556,428
	Development	56,567	55,193
	Interest revenue	18,291	25,152
	Total Revenue	4,919,014	4,874,665
(b)	Operating expenses (i)		
	Event costs	1,541,800	1,423,282
	High performance general	394,481	377,857
	Marketing	134,223	101,062
	MLBAAP expenses	546,078	582,331
	Membership	266,050	252,217
	Development	262,911	250,449
	Administration	288,666	459,304
	Payroll & Consultants	1,078,102	981,176
	Other expenses	—	—
	Interest expense	622	—
	Audit Services	22,870	15,600
	Total Operating Expenses	4,535,803	4,443,278

(i) The category allocation of a majority of Payroll & Consultants expenses was changed in 2011/12. The 30 June 2011 figures have been amended to reflect this and show accurate comparisons within expense categories.

NOTE 3 TRADE AND OTHER RECEIVABLES

	30 June 2012	30 June 2011
Current	\$	\$
Trade debtors	298,817	429,521
Provision for doubtful debts	(10,000)	(10,000)
Other receivables	44,545	30,318
Current tax assets	8,698	7,494
	342,060	457,333
Loan - Australian Baseball League (recoveries)	218	74,498
	342,278	531,832

NOTE 4 OTHER ASSETS

Current		
Loans - other	129,284	129,284
Prepayments	423,352	140,127
	552,636	269,411
Non-current		
Loan related Entity - Australian Baseball League (Note 13)	1,540,933	863,725
	2,093,569	1,133,136

NOTE 5 FINANCIAL ASSETS

Other		
Investment - ABL (Note 13)	25	25
	25	25

Australian Baseball League Pty Ltd (ABL) is a company limited by shares , incorporated and domiciled in Australia . The Company's principal activity is to develop and operate the Australian Baseball League being professional baseball in Australia

NOTE 6 PLANT AND EQUIPMENT

	30 June 2012	30 June 2011
	\$	\$
Plant & Equipment	235,475	230,460
Less: Accumulated depreciation	196,126	186,333
	39,349	44,127

By Category:	Furniture & fittings at cost	Office equipment at cost	Computer equipment at cost	Total
Gross carrying amount				
Balance at 30 June 2011	99,079	48,407	82,974	230,460
Additions:	300	—	4,715	5,015
Disposals:	—	—	—	—
Balance at 30 June 2012	99,379	48,407	87,689	235,475
Accumulated depreciation				
Balance at 30 June 2011	75,432	44,376	66,525	186,333
Expense	4,771	729	4,293	9,793
Disposals:	—	—	—	—
Balance at 30 June 2012	80,203	45,105	70,818	196,126
Net carrying amount	19,176	3,302	16,871	39,349

NOTE 7 TRADE AND OTHER PAYABLES

	30 June 2012	30 June 2011
	\$	\$
Unsecured:		
Trade Creditors	76,950	194,378
Accrual and other payables	111,340	88,470
	188,290	282,848

NOTE 8 OTHER LIABILITIES

	30 June 2012	30 June 2011
Revenue received in advanced	189,385	154,028

NOTE 9 PROVISIONS

	30 June 2012	30 June 2011
	\$	\$
Current		
Accrued annual leave	83,449	57,868
Non-current		
Long service leave	19,370	—
	102,819	57,868

NOTE 10 RETAINED EARNINGS

	Members' equity b/fwd	General	MLBAAP	BALME	Total
	\$	\$	\$	\$	\$
30 June 2011					
Balance at the beginning of the period	717,081	882,791	48,508	—	1,648,380
Surplus / (Deficit) for the year		617,105	(185,718)		431,387
Transfer to equity					
Prior year adjustment					
Equity as at 30 June 2011	717,081	1,499,896	(137,210)	—	2,079,767
30 June 2012					
Balance at the beginning of the period	717,081	1,499,896	(137,210)	—	2,079,767
Surplus / (Deficit) for the year (i)		614,023	(230,812)		383,211
Transfer from (to) reserves					—
Equity as at 30 June 2012	717,081	2,113,919	(368,022)	—	2,462,978

(i) The results are grossed up (down) by including funds allocated to MLBAAP by ABF.

NOTE 11 CASH FLOW INFORMATION

	30 June 2012	30 June 2011
	\$	\$
(a)		
Net profit (loss) after income tax	383,211	431,387
Adjustment for non cash items		
Depreciation	9,793	14,190
Write down of impaired assets	—	—
Prior year adjustment	—	—
Adjustment for changes in assets and liabilities		
Decrease / (increase) in:		
Other debtors	115,273	(191,962)
Prepayments	(283,225)	304,176
Other current assets	130,309	(124,834)
Increase/(decrease) in:		
Accounts payable	(130,032)	(606,828)
Other creditors	14,802	(220,824)
Provisions	44,951	4,954
Net cash from operating activities	285,083	(389,741)
(b)		
For the purposes of the statement of cash flows, cash includes cash on hand and bank deposits at call net of bank overdrafts. Cash at the end of the year as shown in the statement of cash flows is reconciled to the related items in the accounts as follows:		
Reconciliation of cash		
Cash at bank	468,011	864,448
Term deposits	—	—
Petty cash	240	944
	468,251	865,392

NOTE 12 AUDITOR'S REMUNERATION

	30 June 2012	30 June 2011
	\$	\$
Remuneration of the auditor of the company for:		
Auditing and reviewing of financial accounts	20,803	15,600
Other services	—	—
	20,803	15,600

NOTE 13 INVESTMENT IN AUSTRALIAN BASEBALL LEAGUE PTY LTD

		30 June 2012	30 June 2011
		\$	\$
ABF holds a 25% stake in Australian Baseball league Pty Ltd (ABL)			
Equity 25 one dollar ordinary shares	(Note 5)	25	25
Long Term Loan	(Note 4)	1,540,933	863,725
		1,540,958	863,750

6 — NATIONAL TEAMS AND CHAMPIONSHIPS

At the end of 12 months in the position and a successful baseball competitive year behind us, our players, coaches, volunteers and staff have done an amazing job. Australia's baseball profile and the sports recognition is increasing both locally and internationally, with our teams acknowledged as among the best in the world.

Many miles on the road and in the air have been covered by our players in the past 12 months. Tours such as The Baseball World Cup in Panama, Cal Ripken in the USA, Little League Asia Pacific's in Taiwan and the AAA World's to name a few. Adding to this are the local miles travelled by players attending National Championships, many vying for selection to represent our country. Numerous improvements to the tour experience for teams have been implemented and more enhancements are to come.

The exciting news at the end of the membership year was the announcement by Little League International that Australia was granted direct qualification for Major League Division to the World Series in Williamsport. This is such great news for the sport here with a brand like Little League behind it and the structure and culture of Little League Baseball as the development mechanism, there are now amazing opportunities for our player pathways in Baseball.

AA World Championships Lagos De Moreno, Mexico 19 to 28 August 2011

A strong team left Australian shores for Mexico immediately following the Major League Baseball Academy, with a bunch of guys warm and playing well.

The arrival after the long journey to Mexico had several unexpected hurdles to overcome. The staff and team soon adjusted and after recovery from the long flight readied themselves for practice and warm up games.

In the pre-tournament warm up game against the Netherlands, a 20-6 win proved the form of the team and confidence for the first round of games. Bats came on fire in the opening game against the US although both sides struggled with their pitching resulting in a high scoring game and a win to the US. The next was a tight defensive affair against Mexico where Australia were unlikely to lose 5-3. Placing the Aussies in a precarious position. Finishing in 8th, the coaches were pleased with what the baseball future demonstrated for Australia.

Outstanding Defensive Player: Zac Shepherd (Aus)
Shortstop: Zac Shepherd (Aus)

Playing Roster

SURNAME	FIRST	STATE
BAKER	HARRY	QLD
BRAZIER	LUKE	VIC
COLLINS	BRYCE	QLD
DALE	RYAN	VIC
FRITSCH	JOSH	QLD
GAHAN	MICHAEL	QLD
HAYES	ANDREW	VIC
HOSCHKE	KARL	NSW
LOTT	JASON	ACT
LYON	COREY	QLD
MAXFIELD	TOMMY	VIC
MCCLUSKEY	KEIRAN	NSW
MORRIS	MATTHEW	VIC
SHEPHERD	ZAC	NSW
SHIELS	TOMMY	VIC
SHORTO	BEN	WA
THORPE	LEWIS	VIC
WAKEFIELD	TIM	NSW
WRIGHT	SHAUN	SA
ZAHRADNIK	JARROD	WA
SURNAME	FIRST	STATE

Team Staff Roster

SURNAME	FIRST	STATE
MANAGER	TONY HARRIS	SA
LLOYD	GRAEME	VIC
SHANAHAN	DAMIAN	VIC
PHELAN	BRENT	ACT
BARROWCLIFF	NEIL	NSW
TANG	ALICIA	VIC
SURNAME	FIRST	STATE

Final Standings

PLACE	NATION
1ST PLACE	USA
2ND PLACE	CUBA
3RD PLACE	JAPAN
4TH PLACE	MEXICO
5TH PLACE	CHINESE TAIPEI
6TH PLACE	VENEZUELA
7TH PLACE	NETHERLANDS
8TH PLACE	AUSTRALIA
9TH PLACE	BRAZIL
10TH PLACE	INDONESIA
11TH PLACE	DOMINICAN REPUBLIC
PLACE	NATION

AA World Championship Team



2011 Senior Men's World Cup

Panama City and Los Guayacanes, Panama

2 – 15 October, 2011

An epic journey was required of the team across continents, arriving in Panama City for the first 2 nights including the opening ceremony. Greeted by plenty of security for the teams venturing to practice games, warm ups and the opening ceremony. From Panama City to Chitre City straight after the opening was a tough road trip to be greeted by a vast change of the conditions.

Heat and humidity played a major part in the playing conditions with a rain interruption causing some changes to the schedule in round 1, which did not favour Australia. Overcoming some of the difficulties, playing some very good baseball and making it through to the final round was the ultimate goal of the entire team. Australia played some cracker games during this tournament and finished strongly in the second round to complete the World Cup in 5th after a final nail biting tough defensive game against South Korea.

"With a group of ten rookies, I think it was a fantastic job, one of our best finishes ever in international baseball," Manger Deeble said.

"It was a battle coming back from three straight loses to start the tournament. We played fantastic defence, we swung the bats well, and the pitching was outstanding. If a few breaks go our way, we would have been playing for gold, so it's quite an accomplishment."

Tom Brice: All-Star Outfielder (Aus)

Playing Roster

SURNAME	FIRST	TEAM
BEARD	HAYDEN	ACT
BERESFORD	JAMES	VIC
BRICE	THOMAS	SA
DE SAN MIGUEL	ALLAN	WA
DENING	MITCHELL	NSW
ERASMUS	JUSTIN	QLD
SURNAME	FIRST	TEAM

SURNAME	FIRST	TEAM
HARMAN	BRADLEY	VIC
HOGBEN	KABLE	VIC
HUBER	JUSTIN	VIC
KANDILAS	DAVID	NSW
KENNELLY	MATTHEW	WA
KENNELLY	TIMOTHY	WA
KENT	STEVE	ACT
MILDREN	PAUL	SA
NAUGHTON	JOEL	QLD
OXSPRING	CHRISTOPHER	NSW
RUSSELL	ANDREW	VIC
RUZIC	DUSHAN	NT
SEARLE	RYAN	QLD
VAN STEENSEL	TODD	NSW
WEARNE	SCOTT	VIC
WELCH	STEFAN	SA
WISE	BRENDAN	WA
TANNER	CLAYTON	
SURNAME	FIRST	TEAM

Team Staff Roster

NAME	POSITION	TEAM
JON DEEBLE	MANAGER	QLD
PHIL DALE	PITCHING COACH	VIC
TONY HARRIS	ASS. COACH	SA
GLENN WILLIAMS	HITTING COACH	NSW
GRAEME LLOYD	ASS. COACH	WA
ROBERT MODEN	EXEC OFFICER	QLD
BRUCE RAWSON	PHYSIO	QLD
NAME	POSITION	TEAM

Final Standings

PLACE	NATION
1ST PLACE	NETHERLANDS
2ND PLACE	CUBA
3RD PLACE	CANADA
4TH PLACE	USA
5TH PLACE	AUSTRALIA
6TH PLACE	SOUTH KOREA
7TH PLACE	PANAMA
8TH PLACE	VENEZUELA
PLACE	NATION

ConocoPhillips ABL All Star Game. Perth, Western Australia, December 21, 2011

Following a stellar performance by Team Australia to finish 5th at the IBAF World Cup, this was the first opportunity in some years to play on home soil. Under sunny Perth skies the crowds gathered in their thousands bringing a festival atmosphere to Barbagallo Ballpark and this inaugural game between the ABL World All Stars and Team Australia. The warm up activities and celebrity T-Ball game were the perfect curtain raisers to the promise of a first class, tight match with strong rosters on both sides.

With Team Australia's recent form up against the ABL's roster of world class players from all over the baseball world, the expectations were matched with a see-sawing game and an 8-5 victory to the World All Stars. The promise of this exciting annual event provides a great platform for the game and for public engagement.



Playing Roster

LAST	FIRST	CITY
BEARD	HAYDEN	CANBERRA
BRICE	TOM	ADELAIDE
DE SAN MIGUEL	ALLAN	PERTH
DENING	MITCH	SYDNEY
GRAHAM	MITCH	PERTH
KENT	STEVEN	CANBERRA
HUBER	JUSTIN	MELBOURNE
KENNELLY	TIM	PERTH
KENNELLY	MATT	PERTH
LAMB	CAMERON	PERTH
OXSPRING	CHRIS	SYDNEY
ROBERTS	JOSH	BRISBANE
RUZIC	DUSHAN	ADELAIDE
SAUPOLD	WARWICK	PERTH
SCHMIDT	DANIEL	PERTH
WEARNE	SCOTT	MELBOURNE
HUGHES	LUKE	PERTH
RUSSELL	ANDREW	MELBOURNE
WELCH	STEFAN	ADELAIDE
NAUGHTON	JOEL	BRISBANE
ERASMUS	JUSTIN	BRISBANE
LINDSAY	SHANE	MELBOURNE
THOMAS	BRAD	SYDNEY
WISE	BRENDAN	PERTH
LAST	FIRST	CITY

Team Staff Roster

NAME	POSITION	STATE
JON DEEBLE	MANAGER	QLD
TONY HARRIS	ASS. COACH	SA
PHIL DALE	PITCHING COACH	VIC
GRAEME LLOYD	ASS. COACH	WA
GLENN WILLIAMS	ASS.COACH	NSW
ALICIA TANG	PHYSIO	VIC
NAME	POSITION	STATE

18U Oceania Championship Guam January 26 to February 4

The travel itinerary saw the team meeting up in Melbourne and then flying to Guam via Manila with a sizable day long stopover in Manila. The guys commented on security at Manila airport, which was the most stringent they had faced anywhere having to go through three separate security checks to get to the boarding gate to leave for Guam.

Guam was hot and humid and ready for some good baseball. Australia went 6-0 in the preliminary rounds and finished undefeated with a 17-2 victory over New Zealand in the Gold Medal Game and qualifies to the World Championships in South Korea starting in September.

AUSTRALIAN BASEBALL FEDERATION

Playing Roster

SURNAME	FIRST	STATE
ALDRIDGE	DEAN	NSW
GAHAN	MICHAEL	QLD
GUYER	JOSHUA	NSW
VAN DER LINDEN	NATHAN	SA
IHLE	RYAN	QLD
KENNELLY	JOSH	WA
LESLIE	BEN	VIC
LEY	MITCHELL	VIC
MCDONALD	TODD	QLD
MCGRATH	DANIEL	VIC
MITCHELL	DAKOTA	VIC
PERKINS	ROBBIE	ACT
SAYERS	AARON	VIC
SHEPHERD	ZACHARY	NSW
SILVA	ADAM	VIC
THORPE	LEWIS	VIC
UEDA	KENTARO	QLD
WARNER	CAMERON	ACT
SIMON	MITCHELL	NSW
SURNAME	NAME	STATE

Team Staff Roster

NAME	POSITION	STATE
GLENN WILLIAMS	MANAGER	NSW
BRENT PHELAN	ASS. COACH	ACT
NEIL BARROWCLIFF	EXEC. OFFICER	NSW
GREG CASTLE	PHYSIO	NSW
NAME	POSITION	STATE



Little League Asia Pacific Championship. TAI CHUNG CITY, TAIWAN, JULY 2 — 8

Perth North won the right to represent Australia at the 2012 Little League Asia Pacific Championships. An excited team and staff headed off to Taiwan for the biggest trip of many players young lives. This first major trip away for many of the team was the opportunity to forge friendships with players from the Asia Pacific region and chase for the right to represent Asia Pacific at the World Series in Williamsport. The heat and humidity was to prove the biggest battle from the time the team arrived in TaiChung City. Almost all arrangements were handled perfectly by the Local Organisers with just a few small items to be noted for future groups.

Despite a great start to the tournament, the boys came up against some very tough opposition and were unable to match it against the fire power of Taiwan, Korea or the Philippines toward the second half of the first round. The Australian team played amazingly well and with small changes, could have easily finished higher on the table. The Australian Team finished the tournament 2 and 3 with a lifetime of memories and new links from around the world.

Playing Roster

SURNAME	FIRST
LAROSA	ORLANDO
RILEY	JACKSON
BAKER	GYLES
LORI	MARK
KING	AXEL
DOBSON	CONNOR
KEMPTON	LINCOLN
DOWLING	MAX
PIHAMA	TAMA
SUMMERS	DAWSON
HAMBURG	JED
THOMPSON	ZAK
ZAHRADNIK	CHAD
ARMSTRONG	BYRON
SURNAME	FIRST

Team Staff Roster

NAME	POSITION
MURRAY KEMPTON	MANAGER
DEAN WHITE	ASSISTANT COACH
ALEX ZAHRADNIK	ASSISTANT COACH
ANDREA COFFEY	EXECUTIVE OFFICER
NAME	POSITION

2012 Asia Pacific Little League Representatives – Perth North



Cal Ripken World Series Aberdeen, USA, August 11 — 19

Mooted as the strongest Cal Ripken team to leave our shores in a long time; there were some strong bats and pitchers among the team selected from around Australia through the state trials. Joining the team in the US were 46 supporters and family, all there to provide the ever present cheer squad.

This tournament with its many traditions and great history is always an honour to participate in. Australia looked good and got away to a strong tournament. Team Australia finished with a 1-4 record, but everyone played hard and the coaching staff could not be more proud of the players.

Four from our team (Alex Hall, Jett Wright, Jack O'Loughlin and Jess Williams) were selected to play in the All-Star Game. The 2012 Cal Ripken World Series has been a great learning experience for the team. One in which we hope they learn and grow from as they try to become better ballplayers.

Player Roster

SURNAME	NAME	STATE
BARLING	ALEXANDER	VIC
BARNETT	JORDAN	VIC
CHANT	WADE	SA
DEEBLE	RICKY	QLD
DRIVER	MITCHELL	NSW
HALL	ALEX	WA
FRITCH	DERMOTT	QLD
LAVERTY	CONOR	QLD
MCALISTER	SEBASTIAN	NSW
O/LOUGHLIN	JACK	SA
STALLWORTHY	FLYNN	NSW
WILLIAMS	JESS	WA
WEBER	GRIFFIN	SA
WRIGHT	JETT	WA
YOUNG	JAMIE	VIC
SURNAME	NAME	STATE

Team Staff Roster

NAME	POSITION	STATE
BOB NILSSON	MANAGER	SA
LIONEL HARRIS	ASS. COACH	VIC
DEAN MARNELL	ASS. COACH	ACT
DAVID WEST	EXEC. OFFICER	NSW
NAME	POSITION	STATE

Starting Pitcher



Women's World Cup Edmonton Canada August 10 — 19

The National Women's Team gathered in Sydney for a casual dinner and ceremonial presentation of the team playing tops by the President of the Australian Baseball Federation, David Hynes, prior to departure. With a mix of experience and a few high quality rookies, this team were determined to go to Canada and come back with Gold. The signs were good following warm up games after arriving and settling in Canada, including wins over a Canadian men's college team off to their own final in a day or so and the USA Women's Team. Australia came away with a result a little below their own expectations, finishing in fourth in a game where some factors outside of their control had some influence.

Player Roster

SURNAME	NAME
BARCLAY	JACINDA
COLLINS	ERIN
GAYNOR	KATIE
GAYNOR	STEPHANIE
GELL	BRONWYN
HAMILTON	SAMANTHA
HEPBURN	BRITTANY
KREPPOLD	CHRISTINA
LATIMER	MELINDA
LENARD	MADDISON
LILLYWHITE	SHAE
LOVERING	TAHNEE
MCCANN	AMY
MCGRATH	LAUREN
MCMILLAN	KIM
NEADS	LAURA
SAGGUS	STACEY
TORRINGTON	AMANDA
WELCH	TAYLAH
WELLINGTON	TAHLIA
SURNAME	NAME

Player Roster

SURNAME	NAME	POSITION
GAYNOR	JOHN	MANAGER
WEARNE	SIMONE	ASS. COACH
RUGGIERO	DOMONICK	ASS. COACH
KING	DARREN	ASS.COACH
ADAMS	ANNE-MAREE	EXEC. OFFICER
RALPH	JONI	PHYSIO
LAMBRICK	FIONA	UMPIRE
SURNAME	NAME	POSITION

Final Standings

PLACE	NATION
1ST	JAPAN
2ND	UNITED STATES
3RD	CANADA
4TH	AUSTRALIA
5TH	VENEZUELA
6TH	CHINESE TAIPEI
7TH	NETHERLANDS
8TH	CUBA
PLACE	NATION

All Star & Awards


NAME	AWARD
CHRISTINA KREPPOLD	ALL STAR TEAM 3RD BASE
LAUREN MCGRATH	BEST ERA
BRONWYN GELL	MOST STOLEN BASES
SHAE LILLYWHITE	MOST RUNS SCORED
NAME	AWARD

The Domestic Championships season commenced in January with the National Youth Championships in Geelong and Perth followed in April by the National Women's, the inaugural Under 15 Women's Championships in Canberra and the Under 23 Championship in Adelaide. Closing the major events for the Championship season was the Little League National Championship in May, held on the Gold Coast.

Mizuno U14 National Youth Championship. South Perth Baseball Fields, Perth, WA January 7 — 14, 2012

This, the second year of South Perth Baseball Club as hosts, presented and fine-tuned the organisation of this Championship event from 2011 success. The Opening ceremony held at Barbagallo Ball Park on the 6th January preceded the Perth Heat v Brisbane Bandits game and involved on field recognition and involvement with the players. The Championship was held under sunny and sometimes very warm skies, requiring a little reshuffling of schedules to avoid the worst of the heat and to protect the players and quality of baseball to be played. Add to this an atmosphere carried across many kilometres from the East Coast by over 500 vocal and happy spectators and supporters joining the local crowds, making this one of the most memorable championship for players, volunteers, staff and families.

On the Tuesday night of the Championship, Baseball WA and the South Perth Baseball Club organised for Graeme Lloyd, Luke Hughes and Brooke Knight to come down and talk to the teams about what it is like to be a professional baseball



player, this night was a great success. The players were able to go up and personally talk to these players and coaches which was a big thrill for many.

Special thanks to the Western Australia Department of Sport & Recreation for helping to retain the Under 14 National Championship in Perth for the second year. We also extend our gratitude to the Umpires and Scorers who took time out from their daily lives to officiate at this event. Special thanks and congratulations to the many volunteers, who gave of their time to feed the team and spectators, prepare and maintain fields and for generally giving everyone a fabulous Perth experience.

Final Standings

PLACE	TEAM
1ST PLACE	WA
2ND PLACE	VIC BLUE
3RD PLACE	NSW
4TH PLACE	SA
5TH PLACE	QLD
6TH PLACE	NSW COUNTRY
7TH PLACE	VIC WHITE
8TH PLACE	ACT
PLACE	TEAM



Mizuno National Under 16 & Under 18 Youth Championships Geelong Baycats Baseball Club, Victoria. January 7 — 18, 2012



In the typical Victorian tradition, the weather varied from sweltering dry hot days to freezing cold with people rushing the local sports stores to find what little winter gear was still available. Despite this, an impressive facility greeted the players and a top class diamond beckoned high quality baseball.

The best of Australia's Under 16 and Under 18 Players, Coaches and Staff from around the country joined by special guests including, the Mayor of the Greater City of Geelong, John Mitchell, The ABF CEO Brett Pickett, Major League Baseball Asia Pacific Director, Tom Nicholson, all gathering for the opening function at Club Italia in Geelong. During dinner a mixture of presentations and a Q & A session with Major Leaguers Shane Lindsay and Josh Spence gave the guys plenty of insight and motivation for the next 12 days of baseball and their careers.

Day one at the ball park under perfect skies and the opening games were a clue to the form and shape of the teams heading toward the final rounds. Some of the tightest and highest quality games were played in front of large and vocal crowds gathering on each of the 12 days at all of the four diamonds. In the end New South Wales were victors in both age groups, and continues the rivalry across the closest borders. Despite some changing weather and a shower or two, only 1 ½ hours of baseball were lost during the entire Championship.

Congratulations to Geelong baseball Association's many volunteers and staff, who made these Championships the success they were. A special thank you the Greater City of Geelong for the assistance and support of this significant event.

Final Standings Under 16's

PLACE	TEAM
1ST PLACE	NEW SOUTH WALES
2ND PLACE	VICTORIA BLUE
3RD PLACE	SOUTH AUSTRALIA
4TH PLACE	QUEENSLAND
5TH PLACE	NEW SOUTH WALES COUNTRY
6TH PLACE	WESTERN AUSTRALIA
7TH PLACE	AUSTRALIAN CAPITAL TERRITORY
8TH PLACE	VICTORIA WHITE
PLACE	TEAM

Under 16 NYC Awards

- + **Golden Glove Award – for the most valuable defensive player: Brandon Michie – Queensland Shortstop**
- + **Golden Arm – most valuable pitcher: Luke Brazier – Victoria Blue**
- + **Golden Bat – most valuable batter: Andy Hayes – Victoria Blue**
Batting Average: .643
Slugging Average: 1.286
- + **Most Valuable Player – combination of batting and defense: Ryan Dale – Victoria Blue Shortstop**

All Star Team

POSITION	PLAYER	STATE
PITCHER	LUKE BRAZIER	VIC BLUE
CATCHER	ANDREW HAYES	VIC BLUE
INFIELDBERS	BRANDAN MICHIE	QLD
	JAMES HILIBOSSIAN	NSW
	DEAN FREW	NSW
	RYAN DALE	VIC BLUE
OUTFIELDERS	ROBERT HERZFELD	WA
	NATHAN CUNNINGHAM	QLD
	ANDY RADEVSKI	VIC BLUE
POSITION	PLAYER	STATE

Final standing Under 18's

PLACE	TEAM
1ST PLACE	NSW
2ND PLACE	QLD
3RD PLACE	WA
4TH PLACE	VIC BLUE
5TH PLACE	NSW COUNTRY
6TH PLACE	VIC WHITE
7TH PLACE	SA
8TH PLACE	ACT
PLACE	TEAM



Under 18 NYC Awards

- + Golden Glove Award – for the most valuable defensive player: Ryan Ihle - Queensland
- + Golden Arm – most valuable pitcher: Daniel McGrath – Victoria Blue
- + Golden Bat – most valuable batter: Adam Silva – Victoria Blue
- + Most Valuable Player – combination of batting and defence: Adam Silva – Victoria Blue

AAA 18U Roster – Asia Pacific Qualifying Championship - Guam

SURNAME	FIRST
ALDRIDGE	DEAN
GAHAN	MICHAEL
GUYER	JOSHUA
VAN DER LINDEN	NATHAN
IHLE	RYAN
KENNELLY	JOSH
LESLIE	BEN
LEY	MITCHELL
MCDONALD	TODD
MCGRATH	DANIEL
MITCHELL	DAKOTA
PERKINS	ROBBIE
SAYERS	AARON
SHEPHERD	ZACHARY
SILVA	ADAM
THORPE	LEWIS
UEDA	KENTARO
WARNER	CAMERON
SIMON	MITCHELL
SURNAME	FIRST

National Under 15 Girls Championships

Narrabundah Baseball Park, Canberra. April 6 — 9

This 2012 event was the first opportunity to hold both the Under 15 Girls Championship in conjunction with the National Women’s Championship. Hosted by the ACT Baseball Association at the Narrabundah Baseball Park in Canberra, the young women started on April 6 for their four day event with some adjustments to the schedule due to the cold and wet conditions experienced. Four teams entered from Queensland, New South Wales, New South Wales Country and Victoria. This was a fantastic opportunity to view the beginning of development work on young women and for those players to become experienced in Championship baseball.

When the first ever National Under 15 Girls Championships wrapped up, there was a buzz of excitement in the air and a sense that something really big had been started over the Easter Long Weekend, 2012. The ABF’s aim of this Championship is to provide a nationally coordinated clear development pathway for young women to continue competitively in the sport. With the support of the State and Territory Associations, local clubs and senior women’s players, the Inaugural National Under 15 Girls Championship was a huge success.

Final Standings

PLACE	TEAM
1ST PLACE	NSW
2ND PLACE	VIC
3RD PLACE	NSW COUNTRY
4TH PLACE	QLD
PLACE	TEAM

Under 15 Individual Awards

NAME	TEAM
EMMA ANDREWS	NSW
KAITLYN BECCARIS	NSW
GEORGIA BLAIR	QLD
TAYLA CROFT	NSW
PAIGE DAVIES	COUNTRY NSW
BRITTANY KEEN	COUNTRY NSW
ABBIE KELLY	VIC
RACHAEL LIMBURG	VIC
PARIS PENNY	VIC
BRITTANY SMITH	QLD
TAMIKA VAOKAKALA	COUNTRY NSW
AMY WEST	QLD
NAME	TEAM

Individual awards

- + Golden Glove – Paris Penny, Victoria
- + Golden Arm – Abbey Kelly, Victoria
- + Hitting Award – Georgia Blair, Queensland
- + MVP – Kaitlyn Beccaris, New South Wales

National Under 15 Girls Champions - NSW



National Women's Championship Narrabundah Baseball Park, Canberra ACT April 7 — 14

8 days of quality baseball was witnessed by a large supportive crowd and an acknowledgement of the skills of the players in this Championship. Due to some inclement weather in the beginning of the Championship, some adjustments were made to avoid cold and wet conditions of some of the scheduled night games.

At the end of this Championship, a new winning team was crowned, players were selected for individual awards and the Australian Squad was named for the World Cup. Western Australia took out the 2012 National Women's Championship defeating New South Wales 9-8 in a very close game. Both teams certainly brought their A-game showing exactly why after seven days of play they were in the final.

Final Standings

PLACE	TEAM
1ST PLACE	WESTERN AUSTRALIA
2ND PLACE	NEW SOUTH WALES
3RD PLACE	VICTORIA
4TH PLACE	NEW SOUTH WALES COUNTRY
5TH PLACE	QUEENSLAND
6TH PLACE	AUSTRALIAN CAPITAL TERRITORY
7TH PLACE	NORTHERN TERRITORY
PLACE	TEAM

All Star Team

POSITION	NAME	TEAM
FIRST	SAM HAMILTON	VIC
SECOND	SHAE LILLYWHITE	VIC
THIRD	KRISTINA KREPPOLD	WA
SHORT STOP	NATALIE RAWLINGS	WA
LEFT FIELD	ELODIE O'SULLIVAN	COUNTRY NSW
CENTRE	TAHLIA MCDONALD	NSW
RIGHT FIELD	LESLIE ANGLIN	VICTORIA
DES. HITTER	KIM MCMILLAN	NSW
PITCHER	NICOLE GUNSBURG	NT
PITCHER (L)	MINDY LATIMER	COUNTRY NSW
CATCHER	ERIN SHIPP	COUNTRY NSW
UTILITY	TAMMY MCMILLAN	QLD
POSITION	NAME	TEAM

Individual awards

- + **Golden Glove – Natalie Rawlings, Western Australia**
- + **Golden Arm – Nicole Gunzburg, Northern Territory**
- + **Hitting Award – Samantha Hamilton, Victoria**
- + **Most Valuable Player – Natalie Rawlings, Western Australia**

Australian Team For 2012 Women's World Cup

NAME	STATE	POSITION	THROWS	BATS
LOVERING TAHNEE	NSW	CATCHER	R	R
GAYNOR KATIE	NSW	1ST BASE	R	R
LILLYWHITE SHAE	VIC	2ND/SS	R	R
GELL BRONWYN	VIC	INF/OUT	R	R
KREPPOLD KRISTINA	WA	UTILITY	R	L
HAMILTON SAM	VIC	OUT/1ST	L	R
MCCANN AMY	VIC	OUTFIELD	R	R
BARCLAY JACINDA	WA	PITCHER	R	R
HEPBURN BRITTANY	NSW	PITCHER	R	R
CROSBY REBECCA	WA	PITCHER	R	R
TORRINGTON AMANDA	QLD	CATCHER	R	R
MCGRATH LAUREN	NSW	PITCHER	R	R
LENNARD MADDISON	NSW	PITCHER/INF	R	R
MCMILLAN KIM	NSW	INF/PITCHER	R	R
NEADS LAURA	NSW	3RD/PITCHER	R	R
MCDONALD TAHLIA	NSW	OUTFIELD	R	R
GAYNOR STEPHANIE	NSW	PITCHER	R	R
WELCH TAYLAH	QLD	PITCHER	R	R
COLLINS ERIN	VIC	PITCHER	R	R
LATIMER MINDY	NSWC	PITCHER	L	L
NAME	STATE	POSITION	THROWS	BATS



National Under 23 Championship Southern Districts baseball Club, Adelaide SA. April 6 — 9



The Under 23 Championship became a solo event due to the cancellation of the National Provincial Championship, scheduled for the same venue. This was the second only Under 23 Championship and proves the model and support for the event will guarantee its viability ongoing. With the New Zealand Diamondblacks joining the State teams participating, there was the promise of some strong and competitive Baseball and some international cross Tasman flavour to the games.

Great quality fields greeted the players thanks to the hard work of the Southern Districts Baseball Club. From day one, some very close baseball played. New Zealand had their best performance on Australian shores, finishing with a 2 and 3 record after the first round and one of their players, Sam Bishop figuring in the individual awards and All Star Team.

Queensland and New South Wales fought out a tight defensive game with Queensland victorious 2 – 1, both teams playing with plenty of passion and aggression

Final Standings

PLACE	TEAM
1ST	QLD
2ND	NSW
3RD	WA
4TH	VIC
5TH	SA
6TH	NZ
PLACE	TEAM

Individual awards

- ✦ Most Valuable Player — Tim Shaw (QLD)
- ✦ Hitting Champion — Tim Shaw (QLD)
- ✦ Golden Glove — Jacob Sheldon-Collins (VIC)
- ✦ Golden Arm — Sam Bishop (NZ)

All Star Team

POSITION	NAME	TEAM
CATCHER	TIM SHAW	QLD
1ST BASE	DEAN HAZELL	NSW
2ND BASE	JORDAN YOUNG	VIC
3RD BASE	ROHAN NICOL	NSW
SHORT STOP	JACOB SHELDON-COLLINS	VIC
OUTFIELD	ROBERT IRETON	WA
OUTFIELD	BEN CONE	NSW
OUTFIELD	LIAM VICARY-LOVEGROVE	VIC
RHP	SAM BISHOP	NZ
LHP	HAYDEN MCGEAREY	SA
DH	MITCHELL KENNEDY	VIC
UTILITY	TIM KNOWLES	VIC
POSITION	NAME	TEAM

Australian Little League Championship Alleygators Baseball Club, Tallebudgera Valley, Gold Coast. May 24 — 27, 2012



This personal highlight of the baseball Championship season, saw 17 teams plus hundreds upon hundreds of spectators gather at Alleygators Baseball Club for a first class tournament. One of the most gratifying is to watch teams from country areas many of us have never heard of and watch the enjoyment on their faces, win lose or draw.

The players certainly didn't leave anything in the tank during finals day; bombs were flying over fences and the pitchers were right on strike zone for an exciting last day of the Championships.

The 9am Diamond 1 game; Perth East v Canberra was a marathon effort, stretching out to nine innings and three and a half hours with Canberra sealing the nail biting extra innings 19-18.

The Championship game took place at 2:50pm after a jam-packed morning of finals games. Yarra Rangers, after beating North Ryde 9-2 to secure their place in the Championship, took to the diamond half an hour later and faced a well-drilled and focused Perth North with Perth North the victors and to represent Australia at the Asia Pacific Championships and World Series Qualifier in Taiwan.

Teams Competing in 2012

TEAM	STATE
SUNRAYSIA GIANTS	VIC
MELBOURNE SOUTHERN MARINERS	VIC
YARRA RANGERS	VIC
PERTH EASTERN PHANTOMS	WA
PERTH NORTHERN METROS	WA
BATAVIA BLAZE	WA
MT GAMBIER	SA
ADELAIDE SOUTHERN ALL-STARS	SA
BRISBANE SOUTH	QLD
FAR NORTH COAST	QLD
BRISBANE NORTH	QLD
GOLD COAST	QLD
NORTH RYDE	NSW
MANLY	NSW
NEWCASTLE	NSW
ALICE SPRINGS	NT
CANBERRA	ACT
TEAM	STATE

The hosts of this Championship must be singled out for special mention. After accepting the challenge to facilitate just 7 weeks out after the original hosts were forced to relinquish, this small band of volunteer members of the Alleygators Baseball Club set about giving everyone a wonderful experience and proving what can be done at short notice. They created fields from rough ground, dirt pitching mounds where there were none and assembled fencing when the delivery was late and disorganized. Thanks also to the Gold Coast City Council for their late assistance to make this event such a success.

Mark Priestley

National Teams and Championships Manager

7 — TECHNICAL OFFICIALS

2012 Umpire Development

Recruitment, Development and Training

There were a number of seminars aimed at the basic training of umpires conducted around the country by state umpire bodies.

A current avenue for Umpire Development has been the increasing success of Little League. This was exhibited during the National Little League Championships in 2011 and 2012 where umpires from all states participated.

There are a number of umpires who are dedicated to Little League officiating thus showing a need for a program specific to Little League. A specific Little League program has been designed and is included in the ABF Umpire Development Program.

There have been Little League Umpire Coordinators appointed in WA, SA, VIC, NSW and QLD with an intention to explore the possibilities to extend this to ACT and NT in 2012/13.. These coordinators report back to the ABF Technical Officials Manager via their State Director of Umpiring.

The incentive for umpires to officiate at National Championships where all states/territories can nominate umpires to attend all National Championships is proving successful providing umpires further goals in their career paths.

Major League Baseball Academy Program

The ongoing inclusion of the Umpire Development Program in the Academy Program is proving to be most beneficial in training of umpires who have been identified as having the potential and aspiration to officiate at higher levels.

The 2012 program was of a standard that catered for umpires to hone their skills under supervision from ABF Accredited Instructors though daily assessment.

During the program the umpires have the opportunity to work high standard games and gain the experience of calling excellent pitching.

Steve Legge (V), Neil Medlin (WA), Rod Moon (V), Brett Fewson (ACT), Dan Beehan (ACT) and Craig Durdin (V) attended the 2012 MLBAAP.

Over the nine years of the program eighty-three umpires have attended.

Attendees include three umpires who umpired professional baseball, six have umpired internationally, and approximately sixty percent have officiated at national championships.

Overseas Umpires

There are three umpires umpiring in professional baseball in the US, Brett Robson, Jon Byrne, Travis Hatch.

- + Brett and Jon are in AAA while Travis officiated in AA.

International Appointments

- + David Milton, (V), was appointed to the Oceania AAA Championships in Guam.
- + Trent Thomas, (V), was appointed to the IBAF, AA, in Mexico.
- + Neil Poulton, (SA), was appointed to the World Cup in Panama
- + Mark Bramwell, (Q), was appointed to the South Pacific Games in New Caledonia.
- + National Scorer's Association (Council of Australian Baseball Scorers)

The training of scorers under a National Training Scheme is growing and proving successful. Another train the trainer workshop was conducted thus increasing the number of trained personnel throughout Australia.

Similar to the opportunity provided to umpires scorers have been provided with pathways and goals to attend National Championships.

We are exploring through IBAF the possibility of extending the career path internationally for scorers as there is for umpires.

Heritage Committee

Three nominations for induction into the Baseball Australia Hall of Fame resulted in all three being inducted in 2012.

- + Dick Shirt, (NSW), nominated as a player era 1968/88
- + Glenn Williams,(NSW), nominated as a player. Special induction for players who have had outstanding careers in the game of baseball Internationally,(e.g. MLB, Asia and other areas), and made outstanding contributions to the game of Baseball who may not meet the standard criteria.
- + Simone Wearne, (V), nominated as a player era 2000 to present

Geoff Robertson

National Technical Officials Manager

8 — PLAYER AND COACH DEVELOPMENT

Player and Coach Development has been greatly assisted by the continued part-time employment of Bill O’Sullivan as Player Development Coordinator, and the full-time addition of a new Coach Development Coordinator, Drew Samuelson; an experienced baseball administrator from Seattle in the US. Progress in several key areas has accelerated markedly since their commencement.

The Major League Baseball Australian Academy Program

Another extremely successful Major League Baseball Australian Academy Program (MLBAAP) was conducted at the Palm Meadows baseball complex on the Gold Coast from June 23 to August 4, 2012.

Initially intended to commence two weeks later, the program was brought forward due to the substantial interest from professional clubs in this year’s crop of players, made more urgent by the July 5 implementation of an international cap on signing bonuses. Over the first two weeks, unfortunately, the camp experienced possibly the most weather disruptions of any to date.

Nevertheless, with a tremendous coaching staff, excellent administration and a fine collection of athletes, a very enjoyable and productive camp eventuated. The program seems to get a little better each year, substantially because the core staff members have the routine down pat, and the inclusion of other quality coaches unfailingly adds an extra dimension to proceedings. Now in its twelfth year, this program has for most of that time been staffed by the same individuals, and there is not much to be added to what has been said of them in previous years.

However, the energy and freshness added by the inclusion of new faces is very noticeable, and on this note, mention should be made of Jason Pospishil’s efforts as the Infield Coordinator, and Greg Jelks as a Hitting Coach. The additional presence of Craig Shipley also had a huge impact, perhaps even more on the coaches than on the players. There is no substitute for the knowledge that Craig’s enormous volume of experience, at the highest levels of baseball, can bring.

Considerable preparation had again been done by administrative personnel, very competently led by Bill O’Sullivan, to tidy up any loose ends prior to camp, and to ensure that everything was ready from Day One. Bill worked diligently to bring about improvements to the quality of the playing surface, and to the facility generally, and great progress was made.

The hitting cages were fitted with new nets and artificial turf, the tee netting was extended and upgraded, the mounds on both fields and in bullpen area upgraded and re-shaped, home plate area on the main field was raised and levelled, the infield dirt on both fields was ploughed up and re-levelled (eliminating lips on edges), the old grass was ripped up, and the entire infield and

outfield was weeded, planted, and fertilised, the underground watering system was re-established, including new pump from nearby lake storage and 24 hour access, and both fields were top-dressed.

As with previous years, the MLBAAP placed a heavy emphasis on three components:

- ✦ **On-field - technical, tactical, and physical development;**
- ✦ **Sports science and sports medicine; and**
- ✦ **Off-field education and character development**

With the maintenance of proper focus on all three being a requirement for athletes to maintain their scholarship, it was particularly pleasing that all athletes adhered to the program and successfully worked on all aspects of their development as baseball players.

The appreciation and gratitude of the ABF is extended to the major sponsors of the program – MLB and the ASC. Without the highly valued support of both of these organisations, the program could not act to the capacity it does and our ability to produce the athletes that we do would be very limited

This year's program staff consisted of:

Team Staff:

POSITION	NAME
HEAD COACH	JON DEEBLE
ON-FIELD AND CATCHING COORDINATOR	TONY HARRIS
PITCHING COORDINATOR	PHIL DALE
HITTING COORDINATOR	GLENN WILLIAMS
INFIELD COORDINATOR	JASON POSPISHIL
OUTFIELD COORDINATOR	DAMIAN SHANAHAN
PITCHING COACHES	GRAEME LLOYD
	WARWICK MARKS
HITTING COACHES	GREG JELKS
	PHIL ALLEN
	DAVID NILSSON
	BRENT PHELAN
EXTRA COACHES	PETER YATES
	PETER GAHAN
STRENGTH & CONDITIONING	ANDY UTTING
PROGRAM MANAGER	NEIL BARROWCLIFF
OPERATIONS COORDINATOR	BILL O'SULLIVAN
MEDICAL COORDINATOR	BRUCE RAWSON
ACADEMIC COORDINATOR	LYDIA NAJLEPSZY
POSITION	NAME



Players:

PLAYER	STATE
JON KENNEDY	VICTORIA
HAYDEN GARDNER	VICTORIA
LEWIS THORPE	VICTORIA
LUKE BRAZIER	VICTORIA
MATT WILSON	VICTORIA
ANDREW HAYES	VICTORIA
RYAN DALE*	VICTORIA
AARON SAYERS	VICTORIA
BEN LESLIE	VICTORIA
ADAM SILVA	VICTORIA
ANDREW RADEVSKI	VICTORIA
TOM SHIELS	VICTORIA
MATT HOMFRAY	VICTORIA
DAN MCGRATH	VICTORIA
DANIEL BEATTIE	VICTORIA
TOM MAXFIELD	VICTORIA
DEAN ALDRIDGE	NEW SOUTH WALES
JOSH GUYER*	NEW SOUTH WALES
KIERAN MCCLUSKEY	NEW SOUTH WALES
MITCHELL SIMON	NEW SOUTH WALES
JACKSON GRITCHING	NEW SOUTH WALES
JEREMY BEC	NEW SOUTH WALES
JAMES PHILIBOSSIAN	NEW SOUTH WALES
ZACK SHEPHERD*	NEW SOUTH WALES
KARL HOSCHKE	NEW SOUTH WALES
RICK SCHWARZ	NEW SOUTH WALES
ZAC MORAN	NEW SOUTH WALES
LACHLAN WELLS	NEW SOUTH WALES
NICK ECKBERG	NEW SOUTH WALES
TIM WAKEFIELD	NEW SOUTH WALES
DEAN FREW	NEW SOUTH WALES
JOSHUA JUDGE	NEW SOUTH WALES
JARROD ZARADNIK	WESTERN AUSTRALIA
SAM KENNELLY*	WESTERN AUSTRALIA
DAVID SMITH	WESTERN AUSTRALIA
HAYDEN SLOANE	WESTERN AUSTRALIA
NIC STANBURY	WESTERN AUSTRALIA
ROBBIE PERKINS	ACT
CAMERON WARNER	ACT
JASON LOTT	ACT
JAMES TREVANION	ACT
PITA RONA (NZ)	INTERNATIONAL
KHALED GILBERT (NZ)	INTERNATIONAL
QUINTEN NIU (NZ)	INTERNATIONAL
MAKAULEY ROLFE-FOX (NZ)	INTERNATIONAL
SAM BEATTIE	QUEENSLAND
BRYCE COLLINS	QUEENSLAND
BEAU ROHWEDER	QUEENSLAND
JOSH SPENCE	QUEENSLAND
NATHAN HASS	QUEENSLAND
KENTARO UEDA	QUEENSLAND
COREY LYON	QUEENSLAND
PLAYER	STATE

PLAYER	STATE
TOD MCDONALD	QUEENSLAND
DAN CARSELDINE	QUEENSLAND
KYLE EGAN	QUEENSLAND
BRANDON MICHIE	QUEENSLAND
CONNAR MACDONALD*	QUEENSLAND
JACK BARRIE	QUEENSLAND
NATHAN CUNNINGHAM	QUEENSLAND
MATT CHAPMAN	QUEENSLAND
MICK GAHAN	QUEENSLAND
SAM HOLLAND	QUEENSLAND
JOSH FRITSCH	QUEENSLAND
NIC HUTCHINGS	SOUTH AUSTRALIA
DAKOTA MITCHELL	SOUTH AUSTRALIA
JOSIAH ATKINS	SOUTH AUSTRALIA
SHAUN WRIGHT	SOUTH AUSTRALIA
BEN KEEPING	SOUTH AUSTRALIA
JAMES SNELGROVE	SOUTH AUSTRALIA
NATHAN VAN DER LINDEN	SOUTH AUSTRALIA
NICO VAN DER LINDEN	SOUTH AUSTRALIA
MATT MACBETH	SOUTH AUSTRALIA
PLAYER	STATE

Pro players are shown in blue;
those with an asterisk* signed in camp

HP Coach Development

While we have had Phil Dale as National Pitching Coordinator for some time, this has been the first year that we have had a National Hitting Coordinator, with Glenn Williams taking on this important role. Hitting and pitching are obviously two critical aspects of the game, and certainly any efforts to improve our performance and international competitiveness must include serious efforts in these areas. With Phil and Glenn at the helm, we are well underway to lifting the overall standard of play within Australia and abroad.

The National Coordinators have been charged with the task of formulating and implementing an effective long-term process for the improvement of our standard in these disciplines. As neither has the luxury of being able to devote himself to the task on a full-time basis, a great deal remains to be done. It is critical that development in these areas is led by individuals with the long term perspective that can only come from long years of emersion in the game, and simultaneously possess a thorough understanding of the skill acquisition process.

October of 2011 saw two fortunate coaches, Shane Watson and Kevin Fenn, spend three weeks as guest coaches in the Instructional League program of a professional club. Both Kevin and Shayne reported an outstanding experience, and provided excellent feedback in the form of written reports which clearly outlined the daily regimen and the knowledge they had acquired.

This opportunity is provided each year as part of the MLB Coach Exchange program, and is an extremely valuable tool in many ways. Not only do those attending get to experience the daily grind on professional baseball and learn a lot about the physical and technical development of players at an advanced level, they emerge with a greatly enhanced perspective on the players they will be working with when back in Australia.

College Information Program

With new MLB regulations coming into force in early July 2012 that are likely to reduce the availability of professional opportunities for our players, Baseball Australia has been working to assist those looking to play baseball in US colleges.

American intercollegiate baseball ("college ball") provides an ideal non-professional development pathway for Australian amateurs. They can play up to 90 games per year, receive intensive baseball instruction on a daily basis, earn a subsidized university degree, gain scout and media exposure, and become eligible to be drafted.

The ABF's American intercollegiate athletics information program focuses on:

- ✦ **Educating Australian amateur players, and their parents, on the issues surrounding US college athletic scholarship opportunities: admission processes; academic standards; athletics standards; costs (tuition, books, and living); benefits; and risks.**
- ✦ **Providing resources to assist with the process of college placement.**
- ✦ **Establishing and promoting credible relationships with compatible American coaches who are willing to properly develop and advance Australian amateur talent.**
- ✦ **A player development website, now in its rudimentary stages, to better facilitate talent identification and acquisition of talent by both collegiate and professional organizations.**

In the upcoming year, we will be conducting educational seminars at all three National Youth Championships, in State Academies, and the MLBAAP. Ultimately, HPMs will conduct seminars at their respective states. Also planned is a player development database that tracks traditional performance measures, HPM commentary, and performance video in order to provide an objective assessment of Australian amateurs and effectively operate as an 'eCatalog' for talent evaluators.

State Academies Program (SAP)

The State Academies Program has again performed very well. The High Performance Managers (HPMs) in each state have a complex and difficult role, and are to be congratulated on the great results being achieved. They are charged with implementing a development program for their states emerging elite players, and in doing so cater to the specific constraints imposed by the particular advantages and challenges of the local geography, weather, population and its distribution, facilities and available human resources.

The HPMs are:

NAME	STATE
BRENT PHELAN	ACT
GLENN WILLIAMS	NSW
ANDY UTTING	QLD
WARWICK MARKS	SA
DAMIAN SHANAHAN	VICTORIA
STEVE FISH	WA
NAME	STATE

While it is not the sole or perhaps even the most important indicator, the fact that 15 young men have this year signed professional contracts strongly suggests that the state programs are fulfilling their intended purpose, namely, provide quality development to those with the talent and aspiration to play baseball professionally.

Those signing were:

NAME	STATE	TEAM
DEAN ALDRIDGE	NSW	DETROIT TIGERS
RYAN DALE	VICTORIA	KANSAS CITY ROYALS
JOSH GUYER	NSW	MINNESOTA TWINS
KARL HOSCHKE	NSW	ATLANTA BRAVES
JOSH KENNELLY	WA	CINCINNATI REDS
SAM KENNELLY	WA	PITTSBURGH PIRATES
BEN LESLIE	VICTORIA	SAN FRANCISCO GIANTS
DAN MCGRATH	VICTORIA	BOSTON RED SOX
CONNAR MACDONALD	QLD	HOUSTON ASTROS
ROB PERKINS	ACT	COLORADO ROCKIES
RICK SCHWARZ	NSW	MINNESOTA TWINS
ZACK SHEPHERD	NSW	DETROIT TIGERS
BEN SHORTO	WA	CLEVELAND INDIANS
LEWIS THORPE	VICTORIA	MINNESOTA TWINS
MATT WILSON	BALTIMORE	ORIOLES
NAME	STATE	TEAM

The Academies adhere to a nationally devised curriculum, designed to achieve national objectives. They also aim to see that underpinning programs are geared to produce a consistent and continuing stream of well-prepared players to feed in at the bottom end. The other key role for the SAP is the development of coaches, particularly through overall management of the state teams program in each state. This year has seen an expansion of this function, with all states either continuing or increasing their efforts in this area.

National Coaches Accreditation Scheme (NCAS)

The new NCAS has steadily gained momentum. Two hundred and eighty-two new accreditations have been registered this year, with a good proportional distribution of levels. At the time of writing, we have 1455 coaches accredited nationally which, while the quality of those coaches is more important than the raw numbers, remains something that needs to be improved, as it represents less than one in twenty of our membership.

Some amendments to the scheme’s resources have taken place, with particular emphasis on making the various aspects of assessments easier to conduct, while at the same time ensuring the strict adherence to standards. All manuals have been fully illustrated for some time, and have undergone, or are currently undergoing, cosmetic enhancement, with upgraded photographs and graphic layout by external providers. The coming year will see the online version of the manuals linked to video which will provide even geographically remote coaches with the means to see clear demonstrations of each of the activities included in the scheme.

Despite a few hiccups relating to the ASC’s Sports Accreditation Online (SAO) database, the transition from the old scheme to the new has been finalised. In September, all currently accredited coaches on SAO had their level of accreditation moved up one numerical value, with their “old scheme” expiry date of retained. These coaches received a new accreditation card (now produced in-house) to mark the occasion and reinforce the change in emphasis represented by the new scheme.

2012-13

The big project for the upcoming year is the Pathway Review. Two events in particular make such an undertaking the prudent and timely: the International Baseball Federation (IBAF) recently changed the ages for the international events it will conduct, and Australia has been granted to the Little League World Series in the US.

Little League has been a major contributor to our participation increase over recent years. It seems that the opportunity for a local community to assemble and develop a team which can ultimately be crowned national champions has great appeal, and the addition of the amazing opportunity to continue further and compete in the US against teams from all over the world can only add to that allure. Not many sports can offer such a chance.

The case in point, however, is that Little League conducts competitions at other age groups as well, roughly equivalent to what would be Under 11, Under 15, and Under 17 for us. One of the many questions to be addressed by the Pathway Review is whether the sport would be better off transitioning to the community/charter format employed by Little League for these age groups as well, rather than the current structures, with its hierarchy of selections culminating the naming of a state all star team to compete in a National Youth Championship.

These issues are not the sole reason for the Pathway Review, but do provide the catalyst for doing it now, rather than later. As stated in the Review's Terms of Reference, the goal is to design a unified whole of sport pathway that provides maximum opportunity for the ignition of interest in the game among participants of all types and thus greatly increases their numbers and continuing involvement, the overall level of interest in baseball in Australia, and the quality of our play. The process will involve the collection of feedback from the membership using online surveys, as well as targeted interviews with identified individuals and focus groups. It is to be hoped that all who care about baseball in Australia will take the opportunity to contribute to the discussion.

This year will also see the availability of an expanding collection of online coaching resources, in both video format and as downloadable manuals. These have taken far longer to develop than had been hoped, but promise to make up to date information, drills and technical instruction available to all coaches and players, and not just those privileged enough to be involved in our high performance programs.

Peter Gahan

National Player and Coach Development Manager

9 — 2011/2012 PARTICIPATION

The 2011/2012 season saw significant growth for baseball in Australia with over 40,000 Full Active Members involved in the game. This represents an overall increase of 8% on 2010/2011, with our junior entry point programs memberships up 13.5%. Baseball was one of only four sports nationally to receive a rating of “High” for our Participation efforts from the Australian Sports Commission (ASC). We remain well on track to achieve the National Participation Plan goal of a Full Active Member base of 50,000 by the end of the 2014 season.

This growth is reflective of the hard work put in by our State Organisations, Regional Associations and Local Clubs towards the recruitment and retention of players, coaches, officials and volunteers. The confirmation of Australia’s automatic entry to the Little League World Series in Williamsport Pennsylvania from 2013 further highlights the opportunities that lay ahead for young baseball players and the overall growth of the sport.

It is also thanks to the relationships with Major League Baseball (MLB) and the Australian Baseball League (ABL) that baseball participation continues to grow in Australia. The commitment of MLB to the success of Aussie T-Ball and providing the dream for young baseball players across the country is outstanding and appreciated. The ABL continues to support the ABF and State Organisations in our recruitment and promotion efforts creating a synergy from grass roots participation through to a domestic professional league. Great initiatives for the 2012/13 ABL season include the ConocoPhillips Australia ABL Kids Day At The Ballpark which will see every child aged 14 and under given the chance to experience ABL baseball for free.

State Participation Grants

In 2011/12 the ABF initiated the State Participation Grants program that saw \$45,000 awarded to State Organisations to help with Participation efforts. Participation efforts are classified as any program, action or initiative that can be measured to have a direct positive impact on the Full Active Membership of the respective region. The State Participation Grants are a direct result of the ABF’s increased commercial focus and effective utilisation of our sports various commercial assets to raise non-government revenue. Based on the success of these commercial activities it is hoped that in future years this funding can continue to grow.



Australian Government

Australian Sports Commission



Aussie T-Ball

The on-going success of the Australian Government's Active After-school Communities program has further seen Aussie T-Ball delivered to thousands of primary aged children Australia wide. This program remains a priority for our growth in the junior age groups through relationship building between schools and baseball clubs.

Communities program has further seen Aussie T-Ball delivered to thousands of primary aged children Australia wide. This program remains a priority for our growth in the junior age groups through relationship building between schools and baseball clubs.

Tee-Ball Association of Western Australia

2012 also saw the formalisation of the partnership between the Tee-Ball Association of WA (TBAWA), Baseball WA (BWA) and the Australian Baseball Federation (ABF).

TBAWA have run outstanding Tee-Ball programs throughout Western Australia for over thirty years and have been instrumental in the development of a number of Australian baseball stars. This partnership ensures a strong foundation for the future success of Tee-Ball and baseball in Western Australia.

Australian Baseball Women's Steering Committee (ABWSC)

The Australian Baseball Women's Steering Committee remains committed to the strengthening of women's baseball around Australia. The inaugural Under 15 Women's National Championships, held in conjunction with the National Women's Championships, were a resounding success and indicative of the opportunity to develop baseball as a sport of choice for girls and women.

For the 2012/2013 season, the ABWSC is focussed not only on expanding competition and playing opportunities, but also on developing women's mentor and leadership positions. This will include the creation of Targeted Women's Coaching and Official Programs. After another successful Women's World Cup campaign in 2012, 2013 competition opportunities will include the inaugural Women's ABL All-Star Game to be played between NSW and an Australian All-Star team and an Australian 18 and Under Team playing in the Phoenix cup in Hong Kong.

Justin Drew

National Participation Manager



10 — MARKETING, COMMUNICATIONS AND MEMBERSHIP

Baseball embraced the use of social media as a tool to further engage the Australian Baseball Community and converse with our international supporters on a daily basis. Dedicated Team Australia Facebook and Twitter accounts proved successful allowing constant game updates without impacting on the experience of other general baseball followers. Instead of duplicating to new social media platforms such as Instagram, we chose to focus on bettering our existing platforms, which proved a successful option with substantial growth in followers across all mediums.

New website templates for the Team Australia and National Youth Championships sitelets created an interactive and visual experience that was easier for the public to navigate and enjoy. Used as a test for our website functionality, it was well received by the public with hits up over 150 percent for these sites during tournament and international event times.

A stronger integration of marketing and communications initiatives with the Australian Baseball League (ABL) and Major League Baseball International streamlined our resource use and refined our communication channels. This assisted in media traction and clear communication to our combined fan base and stakeholders.

Leveraging of resources with the ABL allowed the live streaming of the National Little League Championships which was very well received by the grassroots community, ABL fans, and also major partners and sponsors of the sport.

The promotion of Team Australia on home soil was ramped up in another cross-promotion initiative with the ABL. The 2011 ABL All-Star Game was televised live in Australia on Fox Sports, and international coverage on ESPN Star in Asia and the MLB Network in the US. This created an otherwise unfeasible platform for our national team on home soil and built strong public and media interest which will be leveraged into upcoming international events.

The Baseball Australia merchandise range commenced with a selection of Majestic and New Era national team and A-Roo apparel and caps for the public which quickly sold out with hot consumer demand. Our existing partners Majestic and New Era have an established brand profile in Australia beyond the baseball community and the expansion of the merchandise range will use this connection to further our consumer reach.



2011/12 Membership Statistics

FULL ACTIVE MEMBERS AS AT 31 AUGUST 2012:

CATEGORY	TOTAL
AUSSIE T-BALL	4066
UNDER 8	1419
LITTLE LEAGUE	4321
UNDER 10	1876
UNDER 14	4006
UNDER 16	2168
UNDER 18	1496
SENIOR	14194
NON PLAYING MEMBER	6813
GRAND TOTAL	40359
CATEGORY	TOTAL

This is an eight percent growth on the Full Active Membership of the 2010/11 season.

Bellevue IT And SportingPulse

In July 2012, Australia's largest community sporting network, SportingPulse officially announced their acquisition of Bellevue IT (BvIT); the service provider for Australian Baseball's CRM database, website and competition management system since 2003.

SportingPulse provides some of Australia's largest sporting organisations with the tools to manage their organisations and competitions, publish websites, and communicate with participants at a community level. The company's acquisition of BvIT meant that existing BvIT clients including Baseball Australia were transitioned to the Sporting Pulse servicing network whilst remaining with the BvIT MyClub technology.

The Australian Baseball Federation are reviewing our service provider options to ensure that the upgrade to our technology is the best option for our members.

Australian Baseball Summit

The inaugural Australian Baseball Summit was held in Rushcutters Bay, Sydney from 22 – 25 February. Hot off the back of the ABL Championship Series, the Summit brought together stakeholders from every level of Australian Baseball. Over fifty delegates attended the four day convention, with delegates from the Australian Baseball Federation, Australian Baseball League and its Teams, State and Territory Associations, Baseball Operations Committee, Developments Officers, National Technical Committee ABF and ABL Board, ABF Council and the Australian Sports Commission.

The Summit provided a setting for stakeholders at all levels to come together, review the successes and struggles of 2011 and plan for the coming year. The inaugural event was a success and planning is underway for the 2013 Summit to make it an annual event.

Trish Quayle

National Marketing and Communications Manager

11 — ABL 2011/12 SEASON REPORT

SEASON REPORT

In just its second year, the Australian Baseball League made tremendous strides, both on and off the field.

On the field, we saw the addition of premier events and achieved some truly outstanding results that have garnered the league and baseball in Australia genuine international attention, including broadcasting the newly created ABL All-Star Game and the ABL Championship Series (ABLCS) – both events played in front of sold out crowds and broadcast into over 50 countries and 500 million homes worldwide.

We saw an increase in both the numbers, and talent levels of our international players – with MLB (Major League Baseball) clubs and NPB (Nippon Professional Baseball) both supporting the league in spades. The ABL also saw its first two international players ascend to the Major League level in the 2012 MLB season, with Didi Gregorius (Canberra 2010-11) and Brandon Barnes (Sydney 2011-12) both getting their first taste of the “show”.

Our home-grown stars achieved tremendous success as well; highlighted by the return of star players like Brad Harman who set a new season high in Home Runs (15); Brad Thomas, who was dominant for Sydney on the mound; and Travis Blackley, whose late season heroics saw him catapulted back into the big leagues and playing a key role in the 2012 Oakland Athletics dream run to the MLB playoffs. In total, 7 of Australia’s 31 all-time major leaguers played in the ABL this season, with a further 6 international MLB players joining them in the fray.

The ABL also took part in the 2011 Asia Series in November 2011. Hosted in Taichung, Taiwan - Perth Heat represented the ABL as reigning 2010-11 Champions and took on some of the best players in the world in the likes of champion teams from the Korean Baseball Organisation (KBO), Chinese Professional Baseball League (CPBL) and NPB.

Possibly the greatest on-field highlight was the thrilling ABLCS, where run-away league leader Perth Heat were taken to the absolute limits by a resurgent Melbourne Aces outfit that took the series to the 13th inning in both games two and three before the Heat were finally crowned back-to-back ABL Champions in front of a raucous home town crowd.

Off the field the highlights were much the same with a number of landmark deals and enormous growth in several markets. The League office move in August 2011 from the Gold Coast to Sydney spoke volumes to a renewed focus on both the corporate and commercial success of the league. Overall the ABL and its six teams raised revenues by over 50% in year two, driven primarily by a 71% growth in sponsorship and corporate sales, a 40% growth in Concession income and a 31% growth in ticket revenues.



The increased profile of the ABL and the consolidation of the league's place in the Australian sporting landscape have paved the way to the start of a revitalization for the sport in this country. While it's impossible to measure all the influences, just some of the highlights were:

- ✦ 1,987 ABL media stories during the 2011-12 season, reaching a cumulative audience/circulation of 238,404,737 people
- ✦ Over \$26 million worth of free advertising for the sport secured through ABL PR efforts in 2011-12
- ✦ The ABL website generated 4,390,319 unique page views during the 2011-12 season
- ✦ Australia's first weekly radio show devoted to baseball was created in collaboration with ABC Grandstand, and Melbourne's biggest sports radio station SEN carried Aces games
- ✦ All teams streamed games live via the internet on their respective sites; one club, Brisbane, has their own free to air TV program ("The Rookie"), and one, Perth, their own online show
- ✦ The ABL expanded its television audience significantly from the inaugural season, with the ABLCS and the newly created ABL ASG broadcast to over 50 countries and 500 million homes
- ✦ Partnerships have been forged with ESPN Star, Australia Network, MLB Network, and Sky Sport New Zealand to showcase Australian baseball talent to the world
- ✦ Upgraded venues & amenities, with better playing surfaces, fan-friendly field layout, and new corporate boxes, new on-field seats and better food vendors in all ABL markets
- ✦ Increased game schedule to 45 games (from 40) and expanded playoffs
- ✦ Increased international participation to 13 countries (up from eight), seven MLB clubs (up from four), four Nippon Professional Baseball clubs (up from two), and 13 foreign players signed directly by the ABL
- ✦ Increased promotional initiatives and community engagement saw the ABL out in the community more than ever before



Baseball Operations

Over the 2011-12 ABL regular season, 135 games and over 1,000 innings of ABL action were played throughout the course of 12 weeks. Stars emerged amongst all six teams and new records and league firsts were achieved. Fittingly, the season began with Perth setting a record for the longest win streak when the Heat won their first 11 games.

While Perth's streak to start the season put them as a clear leader at the end of the regular season; the other 5 teams enjoyed unprecedented parity, with all five being tied for 2nd place going into the final day of the regular season – which ultimately saw Melbourne finish just one game ahead of a 4-way tie for 3rd place.

ABL 2011-12 Final Regular Season Standings

ABL CLUB	W	L	PCT	GB	HOME	AWAY
PERTH HEAT*	34	11	.756	-	15-8	19-3
MELBOURNE ACES*	21	24	.467	13.0	12-11	9-13
ADELAIDE BITE*	20	25	.444	14.0	10-12	10-13
SYDNEY BLUE SOX*	20	25	.444	14.0	14-8	6-17
BRISBANE BANDITS	20	25	.444	14.0	11-11	9-14
CANBERRA CAVALRY	20	25	.444	14.0	11-12	9-13
ABL CLUB	W	L	PCT	GB	HOME	AWAY

* clinched playoff spots

Offensively, Canberra's first baseman Brian Burgamy not only led the league in hits (67), runs (41) and batting average—his .409 AVG set a new ABL record, Elliot Biddle of the Melbourne Aces led the league with his record breaking 42 RBIs in a season while his teammate Brad Harman set the ABL record for home runs in a season (15). Sydney's David Kandilas hit for the first cycle in ABL history on 30 December 2011 against Melbourne. More records were shattered by the Perth Heat, when outfielder James McOwen became the first player to record 100 hits for the ABL and shortstop Mychal Givens set the ABL record for stolen bases in a season (15).

The hot-hitting offense was in no means a reflection of poor pitching. Recording a 1.41 ERA over the season, right-handed pitcher Warwick Saupold of the Perth Heath set the ABL's season ERA record (an effort that led to his first MLB contract with the Detroit Tigers). His teammate, left-handed pitcher Daniel Schmidt, picked up the most wins (6) in the league. Other elite pitchers also emerged from the season with Sydney Blue Sox's left-hander, Dae-Sung Koo leading the league in saves (8) for a combined 20 saves in his ABL career and right-handed pitcher Mike McGuire of the Canberra Cavalry recording the most strikeouts (63) in the league.

2011-12 League Leaders (Batting)

STATISTIC	2011/2012 BEST	NAME (COUNTRY)
AVERAGE	.409*	BRIAN BURGAMY (CAN)
HITS	67	BRIAN BURGAMY (CAN)
RUNS	41	BRIAN BURGAMY (CAN)
RUNS BATTED IN	42*	ELLIOT BIDDLE (MEL)
HOMERUNS	15*	BRAD HARMAN (MEL)
STOLEN BASES	15*	MYCHAL GIVENS (PER)
STATISTIC	2011/2012 BEST	NAME (COUNTRY)

*New ABL Record

2011-12 League Leaders (Pitching)

STATISTIC	2011/2012 BEST	NAME (COUNTRY)
ERA	1.41*	WARWICK SAUPOLD (PER)
WINS	6	DANIEL SCHMIDT (PER)
SAVES	8	DAE-SUNG KOO (SYD)
STRIKEOUTS	63	MIKE MCGUIRE (CAN)
STATISTIC	2011/2012 BEST	NAME (COUNTRY)

ABL Award Winners

The best overall individual performances in 2011-12 were recognised at the annual BADA ceremony. The ABL's top prize, the prestigious Helms Award went to Perth's Tim Kennelly, who had a season to remember.

Kennelly finished the season hitting .374 (2nd), with 10 Home Runs (6th), 39 RBIs (2nd), 65 Hits (2nd), 10 SBs (4th) to be one of the league's best overall offensive performers, but he also excelled on defence and led his team to both regular season and ABLCS titles.

The full list of ABL award winners and final voting were as follows;

HELMS AWARD (MVP)		PLAYER NAME
FIRST		TIM KENNELLY (PER)
SECOND		BRIAN BURGAMY (CAN)
THIRD		WARWICK SAUPOLD (PER)
SILVER SLUGGER		PLAYER NAME
FIRST		BRIAN BURGAMY (CAN)
SECOND		TIM KENNELLY (PER)
THIRD		BRAD HARMAN (MEL)
PITCHER OF THE YEAR		PLAYER NAME
FIRST		WARWICK SAUPOLD (PER)
SECOND		ALEX MAESTRI (BRI)
THIRD		GEOFF BROWN (PER)
GOLDEN GLOVE		PLAYER NAME
FIRST		ALLAN DE SAN MIGUEL (PER)
SECOND		DOMINIC RAMOS (MEL)
THIRD		DENNY ALMONTE (ADE)
RELIEVER OF THE YEAR		PLAYER NAME
FIRST		BENN GRICE (PER)
SECOND		DAE-SUNG KOO (SYD)
THIRD		STEVEN KENT (CAN)
ROOKIE OF THE YEAR		PLAYER NAME
FIRST		AIDAN FRANCIS (SYD)
SECOND		ANDREW CAMPBELL (BRI)
THIRD		MATTHEW ROXBURGH (BRI)
CATEGORY & PLACE		PLAYER NAME

2011 Conoco Phillips All-Star Game

The inaugural ABL All-Star Game was hosted in the midst of the season on 21 December 2011 at Barbagallo Ballpark in Perth. The All-Star Game marked the first time in two years Team Australia played a game on home soil as they took on the ABL World All-Stars before a sell-out crowd. The game was broadcasted to over 50 countries and over 400 million households.

All-Star Rosters

The World All-Stars, with players representing countries including the US, Japan, Taiwan, Korea, India and Italy, prevailed over Australia in a 8-5 ball game where Sydney Blue Sox's Tyler Collins was named MVP.

Australian All-Star Rosters

FIRST NAME	LAST NAME	POSITION	ABL TEAM	COUNTRY
HAYDEN	BEARD	RHP	CANBERRA	AUSTRALIA
TOM	BRICE	OF	ADELAIDE	AUSTRALIA
ALLAN	DE SAN MIGUEL	C	PERTH	AUSTRALIA
MITCH	DENING	OF	SYDNEY	AUSTRALIA
JUSTIN	ERASMUS	RHP	BRISBANE	AUSTRALIA
MITCH	GRAHAM	2B	PERTH	AUSTRALIA
JUSTIN	HUBER	1B	MELBOURNE	AUSTRALIA
LUKE	HUGHES	3B	PERTH	AUSTRALIA
MATT	KENNELLY	C	PERTH	AUSTRALIA
TIM	KENNELLY	OF	PERTH	AUSTRALIA
STEVEN	KENT	LHP	CANBERRA	AUSTRALIA
CAMERON	LAMB	RHP	PERTH	AUSTRALIA
SHANE	LINDSAY	RHP	MELBOURNE	AUSTRALIA
CHRIS	OXSPRING	RHP	SYDNEY	AUSTRALIA
JOSH	ROBERTS	OF	BRISBANE	AUSTRALIA
ANDREW	RUSSELL	RHP	MELBOURNE	AUSTRALIA
DUSHAN	RUZIC	RHP	ADELAIDE	AUSTRALIA
WARWICK	SAUPOLD	RHP	PERTH	AUSTRALIA
DANIEL	SCHMIDT	LHP	PERTH	AUSTRALIA
SCOTT	WEARNE	2B	MELBOURNE	AUSTRALIA
STEFAN	WELCH	1B	ADELAIDE	AUSTRALIA
BRENDAN	WISE	RHP	PERTH	AUSTRALIA
FIRST NAME	LAST NAME	POSITION	ABL TEAM	COUNTRY

All-Star Rosters

FIRST NAME	LAST NAME	POSITION	ABL TEAM	COUNTRY
DENNY	ALMONTE	OF	ADELAIDE	USA
RYAN	BECKMAN	RHP	ADELAIDE	USA
ALEX	BURG	C	PERTH	USA
BRIAN	BURGAMY	1B	CANBERRA	USA
TYLER	COLLINS	OF	SYDNEY	USA
MYCHAL	GIVENS	2B	PERTH	USA
JASON	HIRSH	RHP	MELBOURNE	USA
CHIN-LUNG	HU	SS	ADELAIDE	TAIWAN
KENTA	IMAMIYA	SS	BRISBANE	JAPAN
HIROSHI	KATAYAMA	LHP	ADELAIDE	JAPAN
YUSEI	KIKUCHI	LHP	MELBOURNE	JAPAN
FUMIKAZU	KIMURA	RHP	MELBOURNE	JAPAN
DAE-SUNG	KOO	LHP	SYDNEY	KOREA
ALESSANDRO	MAESTRI	RHP	BRISBANE	ITALY
MIKE	MCGUIRE	RHP	CANBERRA	USA
JAMES	MCOWEN	OF	PERTH	USA
TY	MORRISON	OF	CANBERRA	USA
DOMINC	RAMOS	SS	MELBOURNE	USA
RINKU	SINGH	LHP	ADELAIDE	INDIA
AYATSUGU	YAMASHITA	C	BRISBANE	JAPAN
YOHEI	YANAGAWA	RHP	BRISBANE	JAPAN
FIRST NAME	LAST NAME	POSITION	ABL TEAM	COUNTRY

ABL Postseason and Championship Series

The level of play was highly competitive and well matched as the Postseason fate of four clubs came down to the final day of the regular season. Incredible parity amongst ABL teams set up a wild “win and you’re in” scenario, with four teams locked in a tie for the final three Postseason spots.

The Melbourne Aces clinched the second seed and travelled to Perth to take on the defending Champion Heat in a best of five series while the Adelaide Bite earned the number three spot and hosted the Sydney Blue Sox. The Heat won the first round, earning a direct spot in the championship and in turn the Aces were forced to face the Blue Sox, who had defeated the Bite in round one.

The Melbourne Aces and Perth Heat faced each other again in the ConocoPhillips ABL Championship Series. Game one was a pitcher’s duel in which the Heat outlasted the Aces by a 4-1 score at Barbagallo Ballpark. Former MLB hurlers Virgil Vasquez and Travis Blackley faced off, with Vasquez tossing a complete game to come out on top, allowing just five hits and striking out eight. James McOwen was the hitting star for the Heat, collecting three hits, including a home run. Game two ran into extra innings with the Melbourne Aces claiming a 3-2 victory over the Heat after 13 innings of play.

Perth Heat Champions

The ‘Alcohol Think Again’ Perth Heat pulled out the game-three victory over the Jet Couriers Melbourne Aces, repeating as Claxton Shield champions in the 2012 ConocoPhillips ABL Championship Series. For the second straight night, this tightly-contested game went to 13 innings; with James McOwen racing home on a wild pitch to score the winning run. Reliever Jack Frawley threw four scoreless innings to finish off the game and earn the win. The series MVP was awarded to Virgil Vasquez for his complete game victory in game one.





12 — BASEBALL AUSTRALIA DIAMOND AWARDS

On Saturday 25 February, the Australian Baseball Summit culminated with the Baseball Australia Diamond Awards presented by Virgin Australia. The annual 'BADAs' celebrated the achievements of the Australian Baseball Community from the 2010/11 Season.





2011 Presidents Award
Neil Barrowcliff



2011 New Era Volunteer OTY
Rod & Julie Tuckwell



2011/12 ABL Silver Slugger
Brian Burgamy



2011/12 ABL Team Admin OTY **Alcohol Think Again Perth Heat**



2011 Brothers Nilsson State Assoc. OTY
Baseball NSW



2011 Willis Insurance Official of the Year
Brett Robson



2011/12 ABL Pitcher OTY
Warwick Saupold



2011/12 ABL 'Play' of the Year
Brad Harman



2011 Majestic Club of the Year
Pine Hills Baseball Club



2011 Fielders Choice Coach of the Year
Shaun Smith



2011/12 ABL Golden Glove
Allan De San Miguel



2011/12 Helms Award
Tim Kennelly



2011 Majestic Club of the Year
MacArthur Baseball



2011 Virgin Australia Women's Player OTY



2011/12 ABL Relief Pitcher OTY
Benn Grice



2011 Europcar Administrator OTY
Mark Beutler



Laura Neads

2011 ASC Youth Player OTY



2011/12 ABL Rookie of the Year
Aidan Francis



2011 New Era Volunteer of the Year
Kevin Rogers



Zac Shepherd

2011 ASC Men's Player of the Year
Luke Hughes



2011/12 ABL Chairman's Award
Fox Sports

HALL OF FAME INDUCTEES

DICK SHIRT

Richard 'Dick' Shirt is regarded as one of the most colourful figures in Australian Baseball. Since commencing his playing career at a very early age, Dick was involved in State representative baseball as a player and coach for almost three decades

Dick first donned the baggy blues for NSW as a player at the 1958 Schoolboys Competition. He later went on to represent South Australia in the Claxton Shield competition in 1964 and a further nine times between 1966 and 1975. Dick also represented South Australia in the 1966, 1967 and 1968 Chrysler Cup.

Following a successful playing career in South Australia, Dick returned to his roots in New South Wales, where he became the Manager of the NSW team for six years between 1976 and 1982. He was also the Assistant Manager in 1975, 1983, 1984, & 1986.

Dick donned the green and gold for Australia 5 times as a player between 1964-1974. He was also the national team coach in 1977, 1979, 1981 and 1983.

Internationally, Dick played for MLB Tampa Tarpons and Wytheville Reds in 1965-66, and the MLB Cincinnati Reds Minor League affiliate in 1967.

Selected to the NSW 75th Anniversary Claxton Shield All Star team; and the Australian 75th Anniversary Claxton Shield All Star team, Dick Shirt is a highly regarded member of the NSW baseball fraternity, a national ambassador for the game of baseball and a welcomed addition to the Baseball Australia Hall of Fame.



GLENN WILLIAMS

At just 34 years of age, Glenn Williams is one of the youngest inductees to the Baseball Australia Hall of Fame.

Glenn started playing baseball with the Ingleburn Magpies at the age of six. Shortly thereafter he moved to the Bankstown baseball club, to play under the guidance of Darren Phillips.

A promising young athlete, Glenn has the batboy for the 1986 NSW Claxton Shield team; but didn't don the baggy blues as a player for another five years, when he made the Under 16 NSW A Team in 1991. Glenn was a member of the NSW AA Team in 1992; and in the same year represented NSW at the National Schoolboys Competition.

Glenn made his Junior National Team debut in 1992, when he was selected on the Australian AA Team. 1993 was a big year for Williams. He made his Australian Baseball League debut with the Sydney Blues, and at just 16 years of age, Glenn signed a professional contract as a top prospect with the Atlanta Braves. He played with minor league affiliates of the Atlanta Braves, Toronto Blue Jays and Minnesota Twins for the next fifteen years.

Glenn made his Senior National team debut in 1995 against Japan. He won the 1996 ABL Championship with Sydney Blues before transferring to the Sydney Storm where he played until 1999. He was the ABL Golden Glove winner in 1997 & 1998, and named to Sydney's 'Team of the Decade'.

A member of the NSW Patriots from 2003 until 2007 and a key member of the Patriots Claxton Shield team, Glenn continuously hit above .300, and helped the NSW Patriots become Claxton Shield Champions in 2004 & 2005.

In 2005 Glenn made his Major League debut with the Minnesota Twins, and went on to hit in every game in the MLB, posting a 13-game hitting streak and tying a Major League Baseball record. Glenn played with the Twins until 2008.


Throughout his professional career he has been selected into the Minor League AA & AAA All-Star Teams, MVP. Toronto Blue Jays AAA team Syracuse

in 2004, Voted best defensive 3rd baseman in International league AAA in the same year, and credited with being one of the most inspirational and motivating players on the 2004 Athens Olympic campaign and recognised with MVP award.

As a national team member, Glenn formed an integral part of many of Australia's key baseball achievements in the past decade. Since making his senior team debut in 1995, Glenn had a thirteen year national team representative career. He donned the green and gold as a member of the 1999 Intercontinental Cup gold medal winning team, the 2000 Sydney Olympic Games, 2001 World Cup, won a silver medal at the 2004 Athens Olympic Games, played against Canada in the 2006 friendship Series before heading to the 2006 World Baseball Classic. He was a member of the 2007 World Cup team, and the 2008 Olympic Qualifier – before retiring as a representative player in 2008.

Following his playing career, Glenn became the Manager of the NSW Patriots in 2009, and led the Sydney Blue Sox to a Playoff berth in the inaugural Australian Baseball League season in 2010/11. He is a part time scout with the Detroit Tigers and is currently the High Performance Manager for Baseball New South Wales, a member of the Junior and Senior National team coaching staff, and a coach at the Major League Baseball Academy program.

Glenn Williams is considered to be one of the 'gentlemen' of our game, a valued and respected member of the Australian baseball fraternity who has reached the pinnacle of our sport at every level. He is a mentor and leader to his peers, and a longstanding ambassador for the game of baseball, making Glenn Williams a welcomed and deserving addition to the Baseball Australia Hall of Fame.



SIMONE WEARNE

Simone Wearne's induction into the Baseball Australia Hall of Fame marks the first ever induction of a female athlete into the Hall of Fame. Simone is also the youngest athlete to ever be inducted in to the Hall of Fame.

A highly regarded leader in women's baseball; Simone has paved the way for many young female athletes throughout her career, and continues to be a shining source of inspiration to baseball players around the nation.

Simone Wearne represented the Victorian Women's State Team 10 times between 1999 and 2008; throughout which time she has led her team to 6 National Championship, and was a 5 time winner with 3 complete games.

In 2002, Simone pitched 11 innings for a 1.27 ERA. She was the Championship game pitcher going 4 & 2/3 innings, allowing just 5 Hits, and 1 error to secure the win.

In 2004 Simone was the Championship pitcher once again, going 7 innings, allowing just 5 hits, and 1 error for a complete game win. In 2005 Simone led her team to the Championship Game for a third time, and pitched 5 innings, allowing 7 hits and 3 errors to secure yet another win.

In 2006 Simone posted a 0.00 ERA for the national tournament, and in 2007 dominated the National women's championships. In her 15 innings of work she posted a 1.40 ERA, and led Victoria to a championship win, pitching 7 innings allowing 9 hits and 3 errors for the complete game win.

In what can only be described as history repeating itself, Simone posted a 1.50 ERA in 2008, taking her team to the Championship once again, where she pitched 7 innings for the complete game win. Simone was a member of every Australian Women's national team between 2001 and 2008, representing Australia a staggering 11 times.

In 2002 she competed in the Women's International Tournament in Geelong, the Women's World Series in 2001 to 2004. In 2006 she was a standout on the IBAF Women's World Cup team, and again in 2008.

She boasts the title as "Winner of most National & International awards" ever in Australian women's baseball.

She won the Women's Baseball World Series Tournament MVP in 2002; and in the same year won the Pitching Award at the Geelong international. She was named a member of the World All-Star team as the starting pitcher at the 2006 Women's Baseball World Cup.

Simone captained Australia in 2008, and won the ABF Female Player of the Year in 2008 & 2009 – making her the only woman to have won the award twice. She was awarded the Women's National Tournament Pitching Award in 2004, 2007 & 2008, she has been the Victorian State Team MVP on 3 occasions, Simone has been the Victorian Division

One Women's State League Pitching Champion twice, and a 6-time Springvale Baseball club Women's Division One Best & Fairest Winner.

In 2010, Simone was named Assistant Coach of Australia's first official junior girls team that competed in the World Children's Baseball Fair in Japan; and is a current and active member of the National Women's Steering Committee.

Simone Wearne is an outstanding athlete, a passionate advocate for our sport, and the most celebrated female player in the history of our game. Simone is a welcomed and deserving addition to the Baseball Australia Hall of Fame.



The ABF would like to thank the Australian Sports Commission for their continued support.



Australian Government
Australian Sports Commission

WINNING PARTNERSHIP



The Australian Sports Commission proudly supports the Australian Baseball Federation

The Australian Sports Commission is the Australian Government agency that develops, supports and invests in sport at all levels in Australia. The Australian Baseball Federation has worked closely with the Australian Sports Commission to develop baseball from community participation to high-level performance.

The Australian Baseball Federation is one of many national sporting organisations that has formed a winning partnership with the Australian Sports Commission to develop its sport in Australia.

www.ausport.gov.au



AUSTRALIAN BASEBALL



Australian Government
Australian Sports Commission

baseball.com.au

