



AUSTRALIAN BASEBALL

2010/11 ANNUAL REPORT



Australian Government
Australian Sports Commission

TABLE OF CONTENTS

Message from the President of the Australian Baseball Federation	1
Message from the Chairman of the Australian Sports Commission	2
Year in Review by the Chief Executive Officer of the ABF	3
Australian Baseball Federation 2010 - 2011	5
Financial Report 2010 – 2011 of the Australian Baseball Federation	9
Division Report: National Teams & Championships	22
Division Report: Technical Officials	34
Division Report: Player and Coach Development	36
Division Report: Game Development	40
Baseball Australia Diamond Awards	43



MESSAGE FROM THE PRESIDENT OF THE AUSTRALIAN BASEBALL FEDERATION

“...showcasing the many achievements, continued progress, and initiatives, in many areas of our sport...”

On behalf of the Australian Baseball Federation (“ABF”) I would like to present our 2010 / 2011 Annual Report to our members.

The Report showcases the many achievements, continued progress and initiatives in many areas of our sport, as well as highlights our recent challenges and future plans for baseball in Australia.



I again extend my personal appreciation to the other members of the Board for their ongoing commitment and contribution to the sport of baseball in Australia. During the 2010 / 2011 year, it has been encouraging to have the support and expertise of Ron Finlay, Peter Williams, Deborah Healey, David Hynes, and in his first year on the Board, Evan Stewart.

This year the ABF were very pleased to celebrate a successful 2010/11 Australian Baseball League season. The ABL’s inaugural season was a credit to the transformation and hard work that has been put into our sport in recent years. Congratulations to the Series Champions ‘Alcohol Think Again’ Perth Heat and all the ABL teams on a momentous first season. I would also like to express my appreciation to all the League participants, volunteers, staff and fans, who contributed to what was an overall encouraging year. I am delighted to see the second season, 2011/12, build up with prospering strength and look forward to seeing the product of our established teams and talent of our elite baseballers.

I would like to acknowledge our Australian National Teams who again represented our sport and our nation very proudly this year. The National Women’s team won silver at the 2010 World Championships in Venezuela; their best ever result and an outstanding achievement. Some individual strong performances also earned four of our player’s positions in the IBAF All Star and MVP Tournament teams. Congratulations to these players - Katie Gayner(most RBI’s), Laura Neads(best relief pitcher), Christian Krepold(third base woman) and Kim McMillan(designated hitter). Our AAA National team also won a commended silver place at the 2010 IBAF World Junior Championships in Canada. I would like to thank these young players for their enormous effort and highly regarded representation of Australian junior baseball on the world stage.

It was also a great achievement of the ABF’s to establish the new nationally recognised junior entry point program for the sport of Baseball; Aussie T-Ball. In conjunction with the Australian Sports Commission and Major League Baseball, Aussie T-Ball provides children a fun and safe environment in which to develop their teamwork and baseball skills. This initiative has had a very successful initiation and I am looking forward to its future success for our sport.

In closing, I would like to highlight and thank our key partners, being:

- Australian Sports Commission and their Chairman The Hon. Warwick Smith, Chief Executive Officer Simon Hollingsworth, and our ASC consultant Tamara Sheppard;
- Our ABL and MLBAAP partners, Major League Baseball; in particular Mr Paul Archey, Mr Peter Wermuth and Mr Tom Nicholson;
- Our sport’s family; including member state, territory and regional associations, state institutes, clubs, members and officials, and the Australian Sports Anti-Doping Authority;
- As well as all of our corporate partners, sponsors and preferred suppliers; especially Majestic, New Era, iTravel, Europcar and Fielders Choice.

Finally, I wish to extend my gratitude to Chief Executive Officer Brett Pickett and the team at the Head Office, as well as thank all of our members for their ongoing commitment, participation and love of our great game.

Geoff Pearce
President

MESSAGE FROM THE CHAIRMAN OF THE AUSTRALIAN SPORTS COMMISSION

The countdown to an Olympic and Paralympic Games is an exciting time for Australians. As London 2012 looms on our horizon there is much work to be done to fine tune our preparations.

The Australian Government and the Australian Sports Commission (ASC) continue to work closely with Olympic and Paralympic sports, along with the Australian Olympic and Paralympic Committees to ensure our athletes get the best possible support.

Through the Green and Gold project, \$3.85 million in extra funding has been provided for our top Olympic athletes and teams to boost their training and preparations for London 2012.

A true sign that Australian sport is united in working together is the endorsement from the Commonwealth, State and Territory Governments of the National Sport and Active Recreation Policy Framework.

What this means is that for the first time all governments have agreed on priorities for sport.

Underpinning the Framework is the new National Institutes System Intergovernmental Agreement which unites our National Institutes of Sport and national sporting organisations to work hand-in-hand to achieve common national high performance objectives to maximise resourcing and expertise in support of the development of world class athletes to achieve international success.

This Framework is supported by significant additional investment in sport by the Australian Government. The 2011-12 Budget will provide \$300 million to support the full spectrum of sport from grass roots through to elite competition.

Support by the Australian Government will enable a more collaborative long term focus to drive reform within Australian sport and importantly make the connection between Australian's standing on the podium and young Australians participating in sport.

This is an exciting and challenging time for Australian sport. The Australian Sports Commission looks forward to working with all sporting organisations, the state and territory institutes and academies of sport and state and territory departments of sport and recreation, to promote access to, and participation in, sport across the community and support Australia's continued sporting success.

The Hon Warwick Smith AM
Chairman
Board of the Australian Sports Commission



Australian Government
Australian Sports Commission



MESSAGE FROM THE CEO OF THE AUSTRALIAN BASEBALL FEDERATION

It is with much privilege that I present the 2010/2011 Australian Baseball Federation (ABF) Annual Report.

This is my first annual report as CEO of the ABF, having commenced the role on 1 April 2011.

Having joined the ABF as a Programs Coordinator in April 2002 and working in numerous roles over the following 9 years, it was with much excitement and honour that I accepted the role of CEO on 1 April 2011, following the resignation of the previous CEO Mr John May.

I have been involved in baseball, as a player, coach, club committee member and administrator for over 25 years and never have I been so excited about the future of our game. The reasons for my enthusiasm are many and varied and they will be detailed firstly here in my message as well as throughout the rest of this annual report.

Following a number of years of planning, lobbying, transition, uncertainty and sheer hard work, 2010/2011 represented a period of vindication, solidarity, relief and elation for the Australian Baseball community.

From the launch of our benchmark national junior entry point program, Aussie T-Ball, to the international success of our national teams, to the long awaited return of the Australian Baseball League, there was much to celebrate and reflect upon over the past year.

Furthermore, our national membership numbers continued to increase (a 3% improvement on the previous year) and the numerous stakeholders that comprise the Australian Baseball fraternity continued to work together in an unprecedented fashion towards the achievement of common goals and objectives and the overall growth of our beloved game.

Perhaps the biggest achievement of the year was the launch of the new Australian Baseball League.

The opening game of the 2010/2011 inaugural ABL season between the Sydney Blue Sox and the Canberra Cavalry, was the realisation and culmination of 10 years of planning, hard work, blood, sweat and tears, and it was with enormous pride and joy that the ABF's biggest investment was launched. The ABL, established (from an ABF perspective) to increase our sports profile, drive membership growth and solidify our player development pathway, is a joint venture between the ABF and Major League Baseball (MLB), and we remain extremely grateful to MLB for their ongoing investment in Australia.

Congratulations must go to ABL CEO Mr Peter Wermuth for a successful inaugural season, and whilst there remains an enormous amount of work to be done to ensure the League establishes itself as a self-sustaining fixture in the Australian professional sporting leagues landscape, a great foundation has been laid from which the League can only grow.

The 2010/2011 year was not without its challenges of course, none greater than the postponement and subsequent rescheduling of the U16/U18 National Youth Championships in January. Many months of planning and hard work by the players, the organising committee and our member States and Territories was brought undone by the severe weather storm that lashed the East Coast of Australia over the summer months.

This unfortunately meant the event needed to be postponed until April, which resulted in the ABF staging five National tournaments over a period of 21 days. Enormous thanks must go to the players, their parents, Lismore City Council, the Far North Coast Baseball Association and everyone else impacted by the postponement for their patience, hard work, understanding and commitment throughout what were very difficult of times.

The ever present challenge of making our sport the number one choice for the millions of Australians participating in organised sporting and recreational activity, constantly remains, and is made even more difficult in the increasingly saturated Australian sporting market. We must find a way to position our sport at the front of the minds of the increasingly



MESSAGE FROM THE CEO OF THE AUSTRALIAN BASEBALL FEDERATION, continued

time poor 21st century family and improve the capacity of our stakeholders to deliver the level of service that today's consumer increasingly demands. Australian Baseball took a significant step forward in this respect during the 2010/2011 year and the challenge moving forward is to capitalise on and grow that progress.

FINANCIALS

The ABF remains in an excellent financial position with operating revenue and total equity again increasing for the year. Cash reserves ensure the organisation is on a solid financial footing, and with the Board and management of the ABF committed to comprehensive fiscal management, the Federation's financial status is in good shape.

The Australian Sports Commission (ASC) remains our biggest financial contributor, with funding grants from the ASC totalling \$1,643,000 for the year. Like the large majority of Australian sports, the ABF remains largely reliant on the Federal government for its annual funding allocations. This year saw an increased focus being placed on the leveraging of the commercial assets of the sport for the greater benefit of the sport, and the sound commercial strategy implemented in this year should start to reap rewards for the sport in the years to come.

Further information can be sought from the Financials section later in this report.

ACKNOWLEDGEMENTS

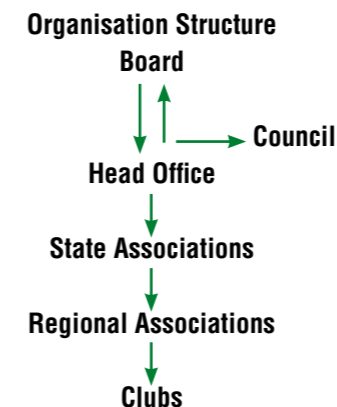
In closing I would like to thank the long list of individuals and organisations who gave so much to our game over the past year:

- First and foremost, the unsung heroes of our sport; the volunteers. To all the committee members, umpires, scorers, canteen staff, ground staff etc who so selflessly avail themselves and their precious time, to ensure the effective operation of our members clubs and competitions, we thank you.
- Congratulations to all award winners and inductees from the 2011 Baseball Australian Diamond Awards.
- Thank you to all of our key strategic and commercial partners, in particular the Australian Sports Commission, Major League Baseball, the Australian Baseball League, our various members State and Territory bodies and their respective President's and CEO's, isourceit sport, Europcar and Fielders Choice.
- Congratulations to the inaugural ABL Champions, the 'Alcohol Think Again' Perth Heat.
- And last but certainly not least, my thanks go to the Board of the ABF for their ongoing dedication and guidance; and to the staff of the ABF for their continued commitment and endless hard work.

Brett Pickett
Chief Executive Officer

AUSTRALIAN BASEBALL FEDERATION 2010/11

"To provide national leadership and a national framework for harnessing the energies of the many baseball people and organisations throughout Australia with the aim of building the business of baseball for the benefit of all...building the business of baseball together!"



Board

For 2010 / 2011 the Board of the Australian Baseball Federation ("ABF") consisted of the following members:



Geoff Pearce:

Geoff was elected as Vice President of the new Board in 1999. He was re-elected in 2000 and 2003. In 2005, Geoff was elected as President, replacing Ron Finlay and was re-elected in 2006 and 2009. Geoff's portfolio includes: national competitions, sponsorship, commercial affairs, and governance.



Ron Finlay:

Ron was appointed as a director to the new Board in 1999 and was elected President in 2001 where he resided till 2005. Ron stood down as President to fill a vacant position of which he still maintains. Ron's portfolio includes: international relations (BCO, IBAF, MLB and IOC), legal, governance, and Hall of Fame. Ron has just recently been elected as President of the Baseball Confederation of Oceania – congratulations Ron.



Deborah Healey:

Deborah joined the Board in 2002. She was re-elected in 2004, 2007 and again in 2010. Deborah's portfolio consists of legal, administrative, and appeals.



Peter Williams:

Peter became a director in 2004 and maintains the portfolio of finance, commerce, licensing, and merchandising. Peter was re-elected in 2010.



David Hynes:

David, began his directorship in 2007, responsible for the portfolio of Olympics, high performance, and baseball operations.



Evan Stewart:

Evan became a director in October 2010 and is responsible for participation and Government Relations.

Council

The Council consists of a representative from each state and territory (ultimately the president or commissioner of that state's / territory's board) as follows:

AUSTRALIAN CAPITAL TERRITORY:

Theo Vassalakis, Commissioner, Baseball ACT

NEW SOUTH WALES:

Ray Vercoe, Chairman, Baseball NSW

NORTHERN TERRITORY:

Michael Bongiorno, President, Baseball NT

QUEENSLAND:

Neville Brockie, Commissioner, Baseball QLD

SOUTH AUSTRALIA:

Kevin Jennings, President, Baseball SA

VICTORIA:

Rob Sadler, President, Baseball Victoria

WESTERN AUSTRALIA:

Stephen Byrne, Chairman, Baseball WA

The ABF sincerely thanks both Board and Council delegates for their expertise, time, and support provided to baseball and its members over the last year.

HEAD OFFICE

The staff of the ABF over 2010 / 2011 consist of some old and some new faces:

Brett Pickett, Chief Executive Officer:

- Commenced with the ABF April 2002 and appointed CEO March 2011
- Board Director.
- Full-time employee.
- Responsibilities include: Business development, facility development, international relations, stakeholder management, strategic planning, marketing, and sponsorship.

Geoff Robertson, Manager, Technical Officials:

- Commenced with the ABF April 1994.
- Part-time employee.
- Responsibilities include: Hall of Fame, Heritage and Umpire Development Committees, CABS liaison, baseball rules, umpire development, scorer development, technical inquiries, and members' protection.

Lianne Easty, Office & Administration Coordinator:

- Commenced with the ABF February 2011.
- Board Secretary.
- Full-time employee.
- Responsibilities include: Office management and administration, Board and Council, Baseball Australia Diamond Awards, national My Club database and My Sites, Life Members' liaison, sanctions.

Jennifer Stockman, Marketing and Membership Manager:

- Commenced with the ABF August 2003.
- Full-time employee.
- Responsibilities include: branding, marketing, sponsorship, member services and systems.

Rachael Hedges, Marketing and Membership Coordinator:

- Commenced January 2011
- Full-time employee
- Responsibilities include: assistant to Marketing and Membership Manager

Stuart Allen, National Programs and Competitions Manager:

- Commenced with the ABF August 2009.
- Full-time employee.
- Responsibilities include: national and international competitions, national teams' programs, MLBAAP, national Little League administrator, Secretary Baseball Operations Committee and Tournament Management Committee, tournament director National Youth, Provincial and Little League championships.

Cassandra Sedgman, National Programs & Competitions Coordinator

- Commenced with ABF September 2008.
- Full-time employee.
- Responsibilities include: assistant to National Programs and Competitions Coordinator.

Peter Gahan, Player and Coach Development Manager:

- Commenced with the ABF January 2010.
- Full-time employee.
- Responsibilities include: national playbook, MLBAAP coaching, national coaching accreditation scheme, national testing, national performance, national coaching staff, state academy programs, talent identification program, Baseball Operations Committee.

Tom Taylor, Game Development Manager:

- Commenced with the ABF February 2010.
- Full time employee.
- Responsibilities include: national development plan, inclusive action plan, sports profile, membership recruitment and retention, club development.

Kerran Evans, Financial Controller:

- Commenced with the ABF October 2010
- Part-time contractor.
- Responsibilities include: financial reporting, budgeting, payroll, accounts payable and receivable.

STATE AND TERRITORY ASSOCIATIONS

ACT Baseball Association (T/A Baseball ACT):

- Commissioner – Theo Vassalakis
- Deputy Commissioner – Greg Kent

- General Manager – Tom Vincent
- Board Member – Damian von Demleux
- Director of Umpiring – Matthew Pearson
- Head Coach – Brent Phelan
- ACT Scorers Association – Vicki Beard

Baseball NSW:

- Chairman – Ray Vercoe
- General Manager – Tim Harradine
- Administration Officer – Narelle Fox
- Competition & Communications Coordinator – Daniel Ristic
- Coaching Director – Barry Holland
- Umpire Director – John Robertson
- Scorers – Paul McCullough
- High Performance & Baseball Operations – Glenn Williams
- Game Development Officer – Jason Pospishil

Baseball NT:

- President – Michael Bongiorno
- Executive Officer – Lisa Hooley
- Scoring Director – Libby Williams
- Alice Springs – David Kerrin
- Katherine – Peter Hopkins
- Regional Umpires Coordinator – Craig Marquardt
- State Coordinator for Umpiring – Steve Tibble

Baseball Queensland:

- Commissioner – Neville Brockie
- Chief Executive Officer – Colin Dick
- Administration Manager – Peter McClenahan
- Development Manager – Gareth Jones
- Development Officer – Shayne Watson
- Development Officer – Kevin Johnson
- State Director of Scoring – Dianne Connors
- Director of Umpiring – Mal Mackay

Baseball SA:

- President – Kevin Jennings
- General Manager – Paul Chandler
- Administration – Michelle Harvey
- Development & Coaching Manager – Ron Harvey
- Operations – Lorraine Dunn
- Operations Database – Derek Slater
- Director of Umpiring – Andrew Bell
- Scorers – Carolyn Smith

Baseball Victoria:

- President – Rob Sadler
- Chief Executive Officer – Brett Hidson

- Competitions Coordinator – Christine Little
- Participation & Development Coordinator – Grant Karlson
- Participation & Development Officer – Jade Hough
- Financial Coordinator – Les Flower
- Teams & Tournaments Coordinator – David Zucchet
- Director of Umpiring – Mark Gooding
- Director of Scorers – Michele Winther

Baseball WA:

- Chairman – Stephen Byrne
- Managing Director – Geoff Hooker
- General Manager – Lachlan Dale
- Development Manager – Steve Fish
- Office Manager – Sue Reid
- Competitions Manager – Andrew Todd
- Results, Stats, Scorers Assoc – Natalie Todd
- Umpires Tribunals, Rules, Regulations – David Gripper
- Registrar / Secretary – Caroline Adamson
- Little League / Regional Coordinator – David Hayes
- Fixtures, Scheduling, Umpires Assoc – Mark Richardson
- Webmaster – Ron Doorn
- Tee Ball Assoc (TBWA) – Dianne Mount-Bryson

LIFE MEMBERS

* Denotes deceased:

- 1957: Mr Reg E Darling *
- 1976: Mr G C (Don) Mould *
- 1977: Mr J B (John) Hollander OBE *
- 1977: Mr E (Tim) Bassingthwaighte
- 1978: Mr Robert J (Bob) Black *
- 1985: Mr John Anderson
- 1992: Mr Neville Pratt OAM
- 1993: Mr Kingsley Wellington
- 2000: Mr Ken Douglas
- 2000: Mr Peter Dihm
- 2001: Ms Jan Thurley
- 2003: Mr Ross Straw *
- 2003: Mr Rod Byrne OAM *
- 2004: Mr Ian Ross
- 2005: Mr Alan Waldron
- 2009: Mr Ron Morgan
- 2011: Mr Mark Peters

COMMITTEES BASEBALL OPERATIONS:

Brett Pickett, ABF
David Hynes, ABF Board
Evan Stewart, ABF Board
Stuart Allen, Secretary
Phil Dale, VIC
Jon Deeble, QLD
Peter Gahan, ABF
Geoff Robertson, ABF

SCORERS DEVELOPMENT COMMITTEE:

Paula Kenning, CABS Coordinator
Vicki Beard, ACT
Sue McCullough,
Libby Williams, NT
Dianne Connors, QLD
Carolyn Smith, SA
Michele Winther, VIC
Caroline Adamson, WA

TOURNAMENT MANAGEMENT COMMITTEE:

Stuart Allen, Secretary
Geoff Robertson, ABF
David Nagy, NSW
Neil Barrowcliff, NSW
Dean White, WA
Shayne Bennett, SA

HERITAGE COMMITTEE:

Ron Finlay, ABF Board
Geoff Robertson, Secretary
Kevin Cantwell, QLD
Hartley Anderson
Lionel Harris, NSW
Brian Davis, NSW
Peter Dihm, VIC
Robert Laidlaw, SA
Doug Corker, WA

UMPIRE DEVELOPMENT COMMITTEE:

Geoff Robertson, Secretary
Mark Gooding, VIC
David Gripper, WA
Mal Mackay, QLD
John Robertson, NSW
Steve Tibble, NT
Andrew Bell, SA
Matthew Pearson, ACT
Craig Marquardt, NT
Trent Thomas, NSW
Ross Picot, NSW
Nathan Clegg, NSW

AUSTRALIAN BASEBALL FEDERATION INC
ABN 18 610 026 404

Financial Statements
for the year ended 30 June 2011

Chartered Accountants & Company Auditors
Suite 13 Level 1 Riverwalk One Building
140 Robina Town Centre Drive Robina QLD 4226
Phone: (07) 5562 0333 Fax: (07) 5562 0777
Email: info@jmrgroup.com

DIRECTORS' REPORT

In accordance with a resolution of the Board of Directors, the Directors present their financial report of Australian Baseball Federation Inc. ("ABF") for the year ended 30 June 2011 and the state of Australian Baseball Federation Inc. financial affairs as at that date

BOARD MEMBERS

The following persons held office as board members of the ABF during the period or since the end of the year and up to the date of this paper.

Geoff Pearce	President
Ron Finlay	Director
David Hynes	Director
Peter Williams	Director
Deborah Healey	Director
Evan Stewart	Director
(Appointed 1 October 2010)	
Brett Pickett	Chief Executive Officer
(Appointed 1 April 2011)	
John May	Chief Executive Officer
(Resigned 30 January 2011)	

BOARD MEETINGS

During the year 4 board meetings were held.

Meetings attended	
Geoff Pearce	4
Ron Finlay	3
David Hynes	4
Peter Williams	4
Deborah Healey	3
Evan Stewart	4

PRINCIPAL ACTIVITIES

The general activities of ABF are set out throughout this Annual Report and there were no significant changes from the principal mission "to provide national leadership and a national framework for harnessing the energies of the many baseball people and organisation throughout Australia with the aim of building the business of baseball for the benefit of all".

REVIEW OF OPERATIONS

	30 JUNE 2011	30 JUNE 2010
Australian Baseball Federation Inc. Operations	617,105	30,899
Major League Baseball Australian Academy Program ("M.L.B.A.A.P.")	(185,718)	(239,160)

* Included in the revenue of M.L.B.A.A.P and expenses of ABF is an interdivision transfer of \$200,000

CHANGES IN STATE OF AFFAIRS

No significant changes in the state of affairs occurred during the year.

BOARD MEMBER BENEFITS

One board member has received or is entitled to receive, during or since the financial year, a benefit because of a contract made by the entity or related body corporate with the board member, a firm which the board member is a member or an entity in Chief Executive Brett Pickett or related entities 30 June 2011: \$123,660 (30 June 2010: nil)

This statement excludes any benefit included in the aggregate amount of the emoluments received or due and receivable by board members, shown in the entity's accounts, or the fixed salary of a fulltime employee of the entity or related body corporate.

FINANCIAL POSITION

The net assets of the entity have remained constant over the year.

AFTER BALANCE DATE EVENTS

There have been no significant changes in the state of affairs of ABF since year end.

OFFICERS' INDEMNITIES AND INSURANCE

During the financial year ABF entered into an insurance contract which serves to indemnify Directors and staff for costs incurred by them in defending legal proceedings arising out of the performance of their normal duties as Directors and staff officers.

ENVIRONMENTAL ISSUES

The entity's operations are not subject to significant environmental regulation under the law of the Commonwealth and State.

AUDITORS INDEPENDENCE DECLARATION

A copy of the auditor's independence declaration as required under section 307C of the Corporations Act 2001 has been included.

Signed in accordance with a resolution of the Members of the Board on : 31 October 2011



Geoff Pearce
President



Brett Pickett
Chief Executive Officer

DIRECTOR'S DECLARATION

The Directors have determined that the company is not a reporting entity and that this special purpose financial report should be prepared in accordance with the accounting policies described in Note 1 to the financial statements.

The directors declare that:

(A)The financial statements and notes, are in

accordance with the Corporations Act 2001 and:

(i)comply with Accounting Standards and the Corporations Regulations 2001 to the extent described in Note 1 to the financial statements; and:

(ii)give a true and fair view of the company's financial position as at 30 June 2011 and its performance as represented by the results of its operations and its cash flows, for the year ended on that date in accordance with the accounting policies described in Note 1 to the financial statements; and:

(B)in the directors opinion:

(i)there are reasonable grounds to believe that the company will be able to pay its debts as and when they become due and payable; and

(ii)the financial statements and notes are in accordance with the Corporations Act 2001.

This declaration is made in accordance with a resolution of the directors.



Geoff Pearce, President
Gold Coast, 31 October 2011

INDEPENDENT AUDITOR'S REPORT

TO THE MEMBERS OF AUSTRALIAN BASEBALL FEDERATION INC

REPORT ON THE FINANCIAL REPORT

We have audited the accompanying financial report of Australian Baseball Federation Inc., being a special purpose financial report which comprises the Statement of Financial Position as at 30 June 2011 and the Statement of Comprehensive Income, Statement of Changes in Equity and Cash Flow Statement for the period ended on that date, a summary of significant accounting policies and other explanatory notes and the directors' declaration.”)

DIRECTORS' RESPONSIBILITY FOR THE FINANCIAL REPORT

The directors of the company are responsible for the preparation and fair presentation of the financial report and have determined that the accounting policies

described in Note 1 to the financial statements which form part of the financial report, are appropriate to meet the requirements of the Corporations Act 2001 and are appropriate to meet the needs of the members. The directors responsibility also includes designing, implementing and maintaining internal control relevant to the preparation and fair presentation of the financial report that is free from material misstatement, whether due to fraud or error; selecting and applying appropriate accounting policies; and making accounting estimates that are reasonable in the circumstances.

AUDITOR'S RESPONSIBILITY

Our responsibility is to express an opinion on the financial report based on our audit. No opinion is expressed as to whether the accounting policies used, as described in Note 1, are appropriate to meet the needs of the members. We conducted our audit in accordance with Australian Auditing Standards. These Auditing Standards require that we comply with relevant ethical requirements relating to audit engagements and plan and perform the audit to obtain reasonable assurance whether the financial report is free from material misstatement.

An audit involves performing procedures to obtain audit evidence about the amounts and disclosures in the financial report. The procedures selected depend on the auditor's judgement, including the assessment of the risks of material misstatement of the financial report, whether due to fraud or error. In making those risk assessments, the auditor considers internal control relevant to the entity's preparation and fair presentation of the financial report in order to design audit procedures that are appropriate in the circumstances, but not for the purpose of expressing an opinion on the effectiveness of the entity's internal control. An audit also includes evaluating the appropriateness of accounting policies used and the reasonableness of accounting estimates made by the directors, as well as evaluating the overall presentation of the financial report.

The financial report has been prepared for distribution to members for the purpose of fulfilling the directors financial reporting under the Corporations Act 2001. We disclaim any assumption of responsibility for any reliance on this report or on the financial report to which it relates to any person other than the members, or for any purpose other than that for which it was prepared.

We believe that the audit evidence we have obtained is sufficient and appropriate to provide a basis for our audit opinion.

INDEPENDENCE

In conducting our audit, we have complied with the independence requirements of the Corporations Act 2001. We confirm that the independence declaration required by the Corporations Act 2001, was provided to the directors of Australia Baseball Federation Inc on the same date as the date of this auditor's report

AUDIT OPINION

In our opinion, the financial report of Australian Baseball Federation Inc is in accordance with the Corporations Act 2001, including:

(a) giving a true and fair view of the company's financial position as at 30 June 2011 and of its performance for the year ended on that date in accordance with the accounting policies described in Note 1; and

(b) complying with Australian Accounting Standards (including the Australian Accounting Interpretations) and the Corporations Regulations 2001.



Russell Trevorrow
Registered Company Auditor No. 8708
Gold Coast, 31 October 2011.


Auditor's Independence Declaration under Section 307C of the Corporations Act 2001 to the directors of Australian Baseball Federation Inc.

I declare that, to the best of my knowledge and belief during the period ended 30 June 2011 there have been:

(i) no contraventions of the auditor independence requirements as set out in the Corporations Act 2001 in relation to the audit; and

(ii) no contraventions of any applicable code of professional conduct in relation to the audit.

JMR Group



Russell Trevorrow
Registered Company Auditor No. 8708
Gold Coast, 31 October 2011

STATEMENT OF COMPREHENSIVE INCOME FOR THE YEAR ENDED 30 JUNE 2011

	NOTE	30 JUNE 2011	30 JUNE 2010
Major League Baseball Academy			
Revenue	2 (a)	396610.56	443170
Interest Received	2 (a)	2	0
Expenses	2 (b)	-582330.94	-682330
Total		-185718.38	-239160
Operating revenue ABF			
Operating revenue ABF		4452902.51	4154147
Interest received		25149.66	11231
Profit on Disposal of Assets			
Total revenue	2 (a)	4478053.17	4165378
Operating expenses ABF			
Operating expenses ABF		-3860948.26	-3442578
Interest paid		0	-6479
Total expenses	2 (b)	-3860948.26	-3449057
Other items			
Write up (down) of impaired assets	14	0	-1404817
Prior Year Adjustment		0	-21
		431386.53	-927677
Plus: transfers from reserves	11	0	719416
Profit (Losses) attributable to members of the entity		431386.53	-208261

STATEMENT OF FINANCIAL POSITION AS AT 30 JUNE 2011

	NOTE	30 JUNE 2011	30 JUNE 2010
CURRENT ASSETS			
Cash and cash equivalents	12	865392	1760684
Trade and other receivables	3	531830.7	339868
Other assets	4	269411	448752
TOTAL CURRENT ASSETS		1666633.7	2549304
NON-CURRENT ASSETS			
Property, plant and equipment	6	44127.46	52018
Other assets	4	863725	364475
Financial assets	5	25	25
TOTAL NON-CURRENT ASSETS		907877.46	416518
TOTAL ASSETS		2574511.16	2965822
CURRENT LIABILITIES			
Trade and other payables	7	282848	889676
Other liabilities	8	154028	35087
Short term provisions	9	57868	374852
TOTAL CURRENT LIABILITIES		494744	1299615

STATEMENT OF FINANCIAL POSITION AS AT 30 JUNE 2011, continued

NON CURRENT LIABILITIES			
Long Service Leave	9	0	17827
TOTAL NON CURRENT LIABILITIES		0	17827
TOTAL LIABILITIES		494744	1317442
NET ASSETS		413133.46	-900924
EQUITY			
Reserves	10	0	0
Retained earnings	11	2079767	1648380
TOTAL EQUITY		2079767	1648380

STATEMENT OF CHANGES IN EQUITY FOR THE YEAR ENDED 30 JUNE 2011

	RESERVES	RETAINED PROFITS	TOTAL
Balance at 30 June 2009	798032	1769601	2567633
Profit/(loss) for the period		-208261	-208261
Reserves (Note 11)	-798032		-798032
		87040	87040
Balance at 30 June 2010	0	1648380	1648380
Balance at 30 June 2010			
Balance at 30 June 2010	0	1648380	1648380
Profit/(loss) for the period		431386.53	431386.53
Reserves	0		0
Prior Year Adjustment			0
Balance at 30 June 2011	0	2079766.53	2079766.53

CASH FLOW STATEMENT FOR THE YEAR ENDED 30 JUNE 2011

	NOTE	30 JUNE 2011	30 JUNE 2010
CASH FLOWS FROM OPERATING ACTIVITIES			
Receipts from clients		4339107	4855362
Payments to suppliers and employees		-4754002	-4334855
Interest received		25151.66	11234
Interest paid		0	-6479
NET CASH FROM OPERATING ACTIVITIES	12 (a)	-389743.34	525262
CASH FLOWS FROM INVESTING ACTIVITIES			
Payment for:			
Other Investments		-499250	-329000
Purchase of property, plant and equipment		-6299	-11581
Proceeds From:			
Proceeds from sale of investment			
NET CASH FROM INVESTING ACTIVITIES		-505549	-340581
Net increase/(decrease) in cash held		-895292.34	184681
Cash at the beginning of the Period		1760684	1576003
CASH AT THE END OF THE PERIOD	12 (b)	865391.66	1760684

NOTE 1 - STATEMENT OF SIGNIFICANT ACCOUNTING POLICIES

REPORTING STATUS

The directors have determined that the company is not a reporting entity. As a result, the financial report is a special purpose financial report prepared to satisfy the financial report preparation requirements of the Corporations Act 2001.

The Australian Baseball Federation Inc. is an incorporated society, registered in South Australia. The association's principal activity is to manage, develop and promote baseball in Australia.

BASIS OF PREPARATION

The report has been prepared in accordance with the requirements of the Corporations Act 2001, and the following applicable Australian Accounting Standards:

- AASB 101: Presentation of Financial Statements
- AASB 107: Cash Flow Statements
- AASB 108: Accounting Policies, Changes in Accounting Estimates and Errors
- AASB 1031: Materiality
- AASB 1048: Interpretation and Application of Standards

No other Accounting Standard, Australian Accounting Interpretations or other authoritative pronouncements of the Australian Accounting Standards Board have mandatory application. The company has however applied the measurement and recognition criteria of all accounting standards.

(a) Reporting Basis and Conventions

The financial report is presented in Australian dollars.

The financial report has been prepared on an accruals basis and is based on historical costs modified by the revaluation of selected non-current assets, financial assets and financial liabilities for which the fair value basis of accounting has been applied.

The directors evaluate estimates and judgements incorporated into the financial report based on historical knowledge and best available current

information. Estimates assume a reasonable expectation of future events and are based on current trends and economic data, obtained both externally and within the company. There were no key adjustments during the year which required accounting estimates or judgements.

The following is a summary of the material accounting policies adopted by the company in the preparation of the financial report. The accounting policies have been consistently applied, unless otherwise stated.

The charge for current income tax expense is based on the profit/loss for the year adjusted for any non-assessable or disallowed items. It is calculated using the tax rates that have been enacted or are substantially enacted by the balance sheet date.

Deferred tax is accounted for using the balance sheet liability method in respect of temporary differences arising between the tax bases of assets and liabilities and their carrying amounts in the financial statements. No deferred income tax will be recognised from the initial recognition of an asset or liability, excluding a business combination, where there is no effect on accounting or taxable profit or loss.

Deferred tax is calculated at the tax rates that are expected to apply to the period when the asset is realised or liability is settled. Deferred tax is credited in the income statement except where it relates to items that may be credited directly to equity, in which case the deferred tax is adjusted directly against equity.

Deferred income tax assets are recognised to the extent that it is probable that future tax profits will be available against which deductible temporary differences can be utilised. Future income tax benefits in relation to tax losses are not brought to account unless there is virtual certainty of realisation of the benefit.

(b) Property, Plant, and Equipment

Property, plant and equipment are brought to account at cost or at independent or directors' valuation, less, where applicable, any accumulated depreciation or amortisation. The carrying amount of property, plant and equipment is reviewed

annually by directors to ensure it is not in excess of the recoverable amount from these assets. The recoverable amount is assessed on the basis of the expected net cash flows which will be received from the assets employment and subsequent disposal.

The depreciable amount of all fixed assets including capitalised lease assets, but excluding freehold land, are depreciated over their useful lives using the diminishing method commencing from the time the asset is held ready for use. Leasehold improvements are amortised over the shorter of either the unexpired period of the lease or the estimated useful lives of the improvements. Depreciation rates and methods are reviewed annually and, if necessary, adjustments are made.

The depreciation rates used for each class of depreciable asset are:

Class of Asset	Depreciation Rate
Plant and Equipment	20 – 40%

The gain or loss on disposal of all fixed assets, including re-valued assets, is determined as the difference between the carrying amount of the asset at the time of disposal and the proceeds of disposal, and is included in operating profit before income tax of the economic entity in the year of disposal. Any realised revaluation increment relating to the disposed asset, which is included in the asset revaluation reserve, is transferred to retained earnings at the time of disposal.

(c) Intangibles

Licences, Patents and trademarks

Licences, patents and trademarks are recognised at cost of acquisition. All intellectual property has a finite life and is carried at cost less any accumulated amortisation and any impairment losses.

Research and Development

Expenditure during the research phase of a project is recognised as an expense when incurred. Development costs are capitalised only when technical feasibility studies identify that the project will deliver future economic benefits and these benefits can be measured reliably.

Development costs have a finite life and are

amortised on a systematic basis matched to the future economic benefits over the useful life of the project.

(d) Impairment of Assets

At each reporting date, the company reviews the carrying values of its tangible and intangible assets to determine whether there is any indication that those assets have been impaired. If such an indication exists, the recoverable amount of the asset, being the higher of the asset's fair value less costs to sell and value in use, is compared to the asset's carrying value. Any excess of the asset's carrying value over its recoverable amount is expensed to the income statement.

(e) Payables

A liability is recorded for trade creditors and other accounts payable with respect to goods and services received prior to balance date, whether invoiced to the company or not. Trade creditors and other accounts payable are normally settled within 30 days.

(f) Employee Benefits

Provision is made for the company's liability for employee benefits arising from services rendered by employees to balance date. Employee benefits expected to be settled within one year together with entitlements arising from wages and salaries and annual leave which will be settled after one year, have been measured at the amounts expected to be paid when the liability is settled, plus related on-costs. Other employee benefits payable later than one year have been measured at the present value of the estimated future cash outflows to be made for those benefits.

Contributions are made by the company to employee superannuation funds and are charged as expenses when incurred.

(g) Provisions

Provisions are recognised when the company has a legal or constructive obligation, as a result of past events, for which it is probable that an outflow of economic benefits will result and that outflow can be reliably measured.

(h) Cash and cash equivalents

Cash and cash equivalents include cash on hand,

deposits held at call with banks, other short-term highly liquid investments with original maturities of three months or less, and bank overdrafts. Bank overdrafts are shown within short-term borrowings in current liabilities on the balance sheet.

For the purposes of the statement of cash flows, cash includes cash on hand and in banks and investments in money market instruments, net of any outstanding bank overdrafts.

(i) Trade Debtors

Sales made on credit are included in "Trade Debtors" and are recorded at the balance due, less a provision for doubtful debts for an amount estimated to be uncollectible. Trade debtors are due within 30 days from the end of the month.

(j) Revenue

Income is recorded on an accruals basis as the goods are delivered or the service provided. Interest revenue is recognised on a proportional basis taking into account the interest rates applicable to the financial assets.

Government grants are only recognised as revenue when they are received and there is reasonable assurance that the company will or has complied with the conditions attaching to them. Grants are recognised as income over the periods necessary to match them with the related costs which they are intended to compensate.

All revenue is stated net of the amount of goods and services tax (GST).

(k) Financial Instruments Recognition

Financial instruments are initially measured at cost on trade date, which includes transaction costs, when the related contractual rights or obligations exist. Subsequent to initial recognition these instruments are measured as set out below.

Loans and receivables

Loans and receivables are non-derivative financial assets with fixed or determinable payments that are not quoted in an active market and are stated at amortised cost using the effective interest rate method.

Financial liabilities

Non-derivative financial liabilities are recognised at amortised cost, comprising original debt less principal payments and amortisation.

Fair value

Fair value is determined based on current bid prices for all quoted investments. Valuation techniques are applied to determine the fair value for all unlisted securities, including recent arm's length transactions, reference to similar instruments and option pricing models.

Impairment

At each reporting date, the group assess whether there is objective evidence that a financial instrument has been impaired. In the case of available-for-sale financial instruments, a prolonged decline in the value of the instrument is considered to determine whether an impairment has arisen. Impairment losses are recognised in the income statement.

(l) Goods and Services Tax

Revenues, expenses and assets are recognised net of the amount of goods and services tax (GST), except where the amount of GST incurred is not recoverable from the Australian Taxation Office (ATO). In these circumstances the GST is recognised as part of the cost of acquisitions of the asset or as part of an item of the expense. Receivables and payables are stated with the amount of GST included.

The net amount of GST receivable/payable to the ATO is included as a current asset/liability in the balance sheet.

Cash flows are included in the statement of cash flows on a gross basis.

The GST components of cash flows arising from investing and financing activities, which are recoverable from, or payable to the ATO, are classified as operating cash flows.

Comparative figures have also been changed where classifications of income and expenditure items have been altered from the prior year as a result of a review by the directors. The new classifications have been altered to reflect a more accurate view of the company's operations.

NOTE 2 REVENUE

	30 JUNE 2011	30 JUNE 2010
Operating activities		
ACS grants	1643000	1935029
Marketing	150727.07	125846
MLBAAP income	396610.91	443170
Member fees	694791.18	562585
Other Income	352763.25	132998
Events/program income	1556427.81	1358546
Development	55193.2	39145
Interest revenue	25152	11231
Total Revenue	4,874,666.42	4,608,550.00
Operating expenses		
Event costs	1423282.49	1626359
High performance general	855690.8	580337
Marketing	168527.98	144639
MLBAAP expenses	582330.94	682330
Membership	252216.8	176463
Development	413385.17	185836
Administration	459303.64	399124
Payroll/consultants admin	272940.38	277457
Other expenses	0	41163
Interest expense	0	6479
Audit Services	15600	11200
Total Operating Expenses	4443278.2	4131387

NOTE 3 TRADE AND OTHER RECEIVABLES

	30 JUNE 2011	30 JUNE 2010
Current		
Trade debtors	429521.1	286333
Provision for doubtful debts	-10000	-10000
Other receivables	30318.32	5306
Current tax assets	7494	1559
	457333.42	283198
Non-current		
Loan - Australian Baseball League (recoveries)	74498.28	56671
	531830.7	339869

NOTE 4 OTHER ASSETS

	30 JUNE 2011	30 JUNE 2010
Current		
Loans - other	129284	4450
Prepayments	140126.74	444303
	269410.74	448753
Non-current		
Loan related Entity - Australian Baseball League (Note 15)	863725	364475
	863725	364475
	1133135.74	813228

NOTE 5 FINANCIAL ASSETS

	30 JUNE 2011	30 JUNE 2010
Financial assets available for sale		
Opening carrying balance	0	1483454
Less: write back of reserves from prior years	0	-78637
Plus: Asset revaluation		
Write off of impaired assets	0	-1404817
	0	0
* impaired value of the investment has been written down to 0 any subsequent improvement will be reinstated		
Other		
Investment - ABL (Note 15)	25	25
	25	25
	25	25

Australian Baseball League Pty Ltd (ABL) is a company limited by shares, incorporated and domiciled in Australia. The Company's principal activity is to develop and operate the Australian Baseball League being professional baseball in Australia

NOTE 6 PLANT AND EQUIPMENT

	30 JUNE 2011	30 JUNE 2010
Plant & Equipment	230460.41	224160
Less: Accumulated depreciation	186332.95	172142
	44127.46	52018

By Category:	Furniture & fittings at cost	Office equipment at cost	Computer equipment at cost	Total
Gross carrying amount				
Balance at 30 June 2010	99079	48407	76674	224160
Additions:			6300	6300
Disposals:				
Balance at 30 June 2011	99079	48407	82974	230460
Accumulated depreciation				
Balance at 30 June 2010	69521	42648	59973	172142
Expense	5911	1728	6552	14191
Disposals:				
Balance at 30 June 2011	75432	44376	66525	186333
Net carrying amount	23647	4031	16449	44127

NOTE 7 TRADE AND OTHER PAYABLES

	30 JUNE 2011	30 JUNE 2010
Unsecured:		
Trade Creditors	194378.17	307588
Accrual and other payables	88470	582093
	282848.17	889681

NOTE 8 OTHER LIABILITIES

	30 JUNE 2011	30 JUNE 2010
Revenue received in advanced	154027.51	374852

NOTE 9 PROVISIONS

	30 JUNE 2011	30 JUNE 2010
Current		
Accrued annual leave	57868.36	35087
Non-current		
Long service leave	0	17827
	57868.36	52914

NOTE 10 RESERVES

	30 JUNE 2011	30 JUNE 2010
Balance at the beginning of the year		
Capital profit reserve	0	719711
Asset revaluation reserve	0	78637
General reserve	0	159367
Less: funds paid to state bodies	0	-159662
Prior year adjustment	0	-21
	0	798032
Increase (decrease) in reserves during the year		
Capital profit reserve	0	-719711
Asset revaluation reserve	0	-78637
General reserve	0	-159367
Less: funds paid to state bodies	0	159662
Prior year adjustment	0	21
	0	-798032
Balance at the end of the year		
Capital profit reserve	0	0
Asset revaluation reserve	0	0
General reserve	0	0
Less: funds paid to state bodies	0	0
	0	0

Nature and purpose of each reserve

Capital profit reserve

The capital profit reserve sets aside funds for future expansion of the entity

Asset revaluation reserve

The asset revaluation reserve realises capital gains (losses) on the entities investments

General reserve

The general reserve records the transfer of interest income and investment gains for distribution to various state bodies

NOTE 11 RETAINED EARNINGS

	MEMBERS' EQUITY B/FWD	GENERAL	MLBAAP	BALME	TOTAL
30/06/2010					
Balance at the beginning of the period	717081	964852	87668	0	1769601
Surplus / (Deficit) for the year		-888517	-39160		-927677
Transfer to equity		719416			719416
Prior year adjustment (ii)		87040			87040
Equity as at 30 June 2010	717081	882791	48508	0	1648380
30/06/2011					
Balance at the beginning of the period	717081	882791	48508	0	1648380
Surplus / (Deficit) for the year (i)		617,104.91	-185,718.38		431,386.53
Transfer from (to) reserves					0
Equity as at 30 June 2011	717081	1,499,895.91	-137,210.38	0	2,079,766.53

(i) The results are grossed up (down) by including funds allocated to MALAAP by ABF

(ii) The prior year adjustment was due to overstatement of accrued expenses in regards to the World Baseball Classic.

NOTE 12 CASH FLOW INFORMATION

	30 JUNE 2011	30 JUNE 2010
(a) Reconciliation of net cash from operating activities to operating profit after income tax		
Net profit (loss) after income tax	431,386.53	-208261
Adjustment for non cash items		
Depreciation	14190	15856
Write down of impaired assets	0	685422
Prior year adjustment	0	87040
Adjustment for changes in assets and liabilities		
Decrease / (increase) in:		
Other debtors	0	-1761
Prepayments	0	-150351
Other current assets	0	408639
Increase/(decrease) in:		
Accounts payable	-606828	-3194
Other creditors	-220824	-308128
Provisions	0	0
Net cash from operating activities	0	525262
(b) For the purposes of the statement of cash flows, cash includes cash on hand and bank deposits at call net of bank overdrafts. Cash at the end of the year as shown in the statement of cash flows is reconciled to the related items in the accounts as follows:		
Reconciliation of cash		
Cash at bank	864448	1754189
Term deposits	0	0
Petty cash	944	6495
	864448	1754189

NOTE 13 AUDITOR'S REMUNERATION

	30 JUNE 2011	30 JUNE 2010
Remuneration of the auditor of the company for:		
Auditing and reviewing of financial accounts	15600	10200
Other services	0	0
	15600	10200

NOTE 14 PROFIT (LOSS) ON INVESTMENT INCOME

	30 JUNE 2011	30 JUNE 2010
Alpha Strategic		
During the year the ABF wrote off the impaired Alpha Strategic fund to zero	0	1483454
Less: write back of reserves from prior years	0	-78637
Loss on written down investment	0	1404817
Exploration Fund Limited		
Disposal of 5,064 units @ \$277.42 per unit	0	0
Less: cost of 5,064 units @ \$159.02 per uni	0	0
Profit on disposal of units	0	0

NOTE 15 INVESTMENT IN AUSTRALIAN BASEBALL LEAGUE PTY LTD

ABF holds a 25% stake in Australian Baseball league Pty Ltd (ABL)

		30 JUNE 2011	30 JUNE 2010
Equity 25 one dollar ordinary shares	(Note 5)	25	25
Long Term Loan	(Note 4)	863725	364475
		863750	364500

ABL is not expected to return a financial profit until 2013 and ABF has committed to make loans equalling 25% of the actual costs

DIVISION REPORT NATIONAL TEAMS & CHAMPIONSHIPS

NATIONAL TEAMS



National
AAA Team

AAA World Junior Championships Thunder Bay, Canada. 23 July to 1 August 1, 2010

What finished as the most successful tournament by the AAA team certainly started in such difficult circumstances. The Australian team experienced difficulties before lifting off from Australia with a late notice of a delay and then cancellation of the Air Canada flight from Sydney. This also affected connecting flights with the team being split for the final leg. Despite this and the 36 hours of travel arriving the day before the first game, a brave and slightly weary team fronted for the first game.

After the disjointed preparation, they then had to play the USA in game one for a 4 – 2 loss and then Chinese Taipei for a 13 – 11 loss. They didn't play badly in either game but it was obvious the team were a little rusty game wise. Fortunately 3 consecutive wins followed, which allowed the team to finish the preliminary round with a 3 and 2 record and were placed 3rd in their pool.

This put the team into the quarter finals where they were up against Korea, the defending world champions, and were definitely the rank outsiders. After being down 2 – 0 going into the 6th, the guys played out of their skins and got up for a famous 5- 4 victory and the back of a stellar pitching performance by Jackson Lodge.

The team advanced into the Semis and were up against another previous world champion in Cuba. Again, they were the definite underdogs and again fell behind early, but with two runs in the 7th the Aussies took the lead and were able to hold on for an unbelievable 2 -1 victory. Suddenly the Gold Medal was in reach and the belief among the boys was high. Up against yet another world baseball powerhouse in Chinese Taipei, they were up 4-3 when rain delayed the game. Coming back out after a 2 hour delay, Chinese Taipei came out stronger winning 8 – 4, with Australia taking the Silver Medal.

Tournament standout for Australia was Ryan Battaglia who was named in the World All-Star Team and took out the Home Run Award.


PLAYER ROSTER:

Bakker	Lucas	QLD
Battaglia	Ryan	QLD
Campbell	Andrew	QLD
Cone	Scott	NSW
Corbitt	Matthew	QLD
Dale	Tyler	VIC
Kilby	Jason	QLD
Lodge	Jackson	SA
Matavesi	Joshua	ACT
McDonald	Travis	NSW
McDonald	Jordan	WA
McGrath	Daniel	VIC
Morris	Samuel	VIC
Mosel	Greg	SA
Murphy	James	NSW
Parish	Luke	NSW
Sheldon-Collins	Jacob	VIC
Warner	Joshua	QLD
White	Jake	WA
Younis	Jacob	NSW

TEAM STAFF:

Head Coach	Tony Harris	SA
Pitching Coach	Graeme Lloyd	VIC
Assistant Coach	Glenn Williams	NSW
Assistant Coach	Shaun Smith	NSW
Executive Officer	Neil Barrowcliff	NSW
Physiotherapist	Matt Fechin	QLD

DIVISION REPORT NATIONAL TEAMS & CHAMPIONSHIPS



OVERALL STATISTICS

PLAYER	AVG	GP-GS	AB	R	H	2B	3B	HR	RBI	TB	SLG%	BB	HBP	SO	GDP	OB%	SF	SH	SB-ATT	PO	A	E	FLD%
YOUNIS Jacob	.385	6-6	26	6	10	1	2	0	9	15	.577	2	0	4	0	.429	0	0	2-2	15	23	2	.950
WHITE Jake	.375	6-6	24	3	9	2	0	0	1	11	.458	2	0	10	0	.423	0	0	1-1	11	2	1	.929
PARISH Luke	.364	6-6	22	7	8	0	2	0	4	12	.545	4	0	4	2	.462	0	0	0-1	59	4	0	1.000
McDONALD Jordan	.360	6-6	25	7	9	3	0	1	7	15	.600	2	0	5	0	.407	0	0	0-0	4	5	1	.900
CAMPBELL Andrew	.360	6-6	25	5	9	2	0	0	1	11	.440	1	0	9	0	.385	0	0	0-1	5	8	2	.867
BATTAGLIA Ryan	.320	6-6	25	6	8	1	0	3	9	18	.720	2	0	7	0	.370	0	0	0-0	29	5	0	1.000
MORRIS Sam	.318	6-6	22	3	7	0	0	1	6	10	.455	0	1	4	1	.348	0	1	1-1	8	0	0	1.000
SHELDON COLLINS Jacob	.250	6-4	16	5	4	1	0	0	3	5	.313	0	1	1	0	.294	0	0	0-0	4	15	0	1.000
CONE Scott	.211	5-5	19	4	4	0	0	0	3	4	.211	2	0	5	0	.286	0	0	1-1	6	0	0	1.000
CORBITT Matthew	.500	1-0	2	2	1	0	1	0	1	3	1.500	0	0	0	0	.500	0	0	0-0	0	0	0	.000
MATAVESI Josh	.273	3-3	11	2	3	1	0	1	3	7	.636	1	0	2	2	.333	0	0	0-0	0	0	0	.000
Totals	.332	6-6	217	50	72	11	5	6	47	111	.512	16	2	51	5	.383	0	1	5-7	144	75	9	.961
Opponents	.242	6-6	178	27	43	8	0	3	25	60	.337	31	5	30	5	.369	0	3	4-6	145	63	14	.937

ALL GAMES SORTED BY EARNED RUN AVG

PLAYER	era	w-l	app-gs	cg	sho	sv	ip	h	r	er	bb	so	2b	3b	hr	ab	b/avg	wp	hbp	bk	sfa	sha
KILBY Jason	1.80	1-0	1-1	0	0/0	0	5.0	1	1	1	5	5	0	0	0	17	.059	1	1	0	0	0
MURPHY James	2.31	1-0	2-1	0	0/0	0	11.2	7	3	3	7	6	1	0	0	38	.184	2	0	0	0	2
MOSEL Greg	3.60	0-1	2-1	0	0/0	1	5.0	6	2	2	3	1	1	0	0	20	.300	0	1	0	0	0
LODGE Jackson	4.05	1-0	2-2	0	0/0	0	13.1	12	7	6	3	7	5	0	0	50	.240	0	1	0	0	0
McGRATH Daniel	7.20	1-0	1-1	0	0/0	0	5.0	4	4	4	5	7	0	0	2	18	.222	0	2	0	0	0
CORBITT Matthew	0.00	0-0	1-0	0	0/0	0	2.0	1	0	0	2	2	0	0	0	6	.167	0	0	0	0	0
McDONALD Travis	0.00	0-0	1-0	0	0/0	0	1.1	1	0	0	0	0	0	0	0	5	.200	0	0	0	0	0
DALE Tyler	0.00	0-0	1-0	0	0/0	0	1.0	1	0	0	0	1	0	0	0	4	.250	0	0	0	0	0
BAKKER Lucas	13.50	0-0	2-0	0	0/0	1	3.1	7	5	5	3	1	0	0	1	16	.438	1	0	0	0	0
WARNER Josh	99.00	0-1	1-0	0	0/0	0	0.1	3	5	5	3	0	1	0	0	4	.750	0	0	0	0	1
Totals	4.88	4-2	6-6	0	0/0	2	48.0	43	27	26	31	30	8	0	3	178	.242	4	5	0	0	3
Opponents	7.63	2-4	6-6	0	0/0	2	48.1	72	50	41	16	51	11	5	6	217	.332	6	2	0	0	1

DIVISION REPORT NATIONAL TEAMS & CHAMPIONSHIPS

DIVISION REPORT NATIONAL TEAMS & CHAMPIONSHIPS



**World Children's
Baseball Fair.**
Tokyo, Japan. 30 July to
5 August, 2010

In 2010, the World Children's Baseball Fair celebrated their 20th Anniversary and Australian Baseball is fortunate enough to be one of the few countries which have been invited to all 20 events.

In a first for Australian Baseball our team consisted of 15 young female players and an all-female staff.

Our players were given the opportunity to participate in games against Japan and Taiwan and to meet players from 20 participating countries. The experience gained by all members of the team has greatly benefited both the players and their clubs.

PLAYER ROSTER:		
Bezzina	Kirsten	VIC
Brennan	Kelsey	WA
Graham	Jacqueline	VIC
Hanna	Paige	NSW
Heckathorn	Jermmah	NT
Hobday	Alex	NSW
Jakubzik	Phoebe	VIC
Marsh	Jade	SA
Parsons	McKenzie	WA
Radovic	Tania	NSW
Schmidt	Maddison	SA
Taylor	Rachel	QLD
Trump	Lauren	ACT
Winzenberg	Georgia	ACT
Youels	Mary	QLD

TEAM STAFF:		
Head Coach	Narelle Gosstray	NT
Assistant Coach	Simone Wearne	VIC
Executive Officer	Judith Dutton	WA



WOMEN'S SENIOR NATIONAL TEAM


Women's Baseball World Cup
Caracas and Maracay, Venezuela.
12 to 22 August 2010

The Australian Women's Baseball Team has long been a force to be reckoned with in the world of baseball and this year proved no different with the team coming away with a silver medal and their most successful tournament ever.

Despite a slow start, the team played some of their best baseball to defeat baseball powerhouses Japan 10 -9, USA 19-6 and Cuba 6-2. These results put Australia through to the semi-finals where they came up against host nation Venezuela and were able to turn around their first round defeat with a 12 - 2 win and chance to play off for the gold medal.

Having defeated Japan in the 2nd round Australia gave themselves every opportunity to become World Champions but Japan came out scoring 9 run in the first innings which made it very hard for the team to come back from. In the end the Australian Women's Baseball Team came home with a World Cup Silver Medal, their best ever result and an experience the women will remember for ever.

Australian Laura Needs, Christina Kreppold and Kim McMillan were all named in the World All-Star Team; and Katie Gaynor received the tournament award for most RBI's.



Player Roster:		
Barclay	Jacinda	WA
Flanigan	Sinead	VIC
Gaynor	Katie	NSW
Gell	Brownwyn	VIC
Hamilton	Samantha	VIC
Kreppold	Christina	WA
Latimer	Melinda	NSW
Shae	Lillywhite	VIC
Janna	Loudon	NSW
Lovering	Tahnee	NSW
McCann	Amy	VIC
McDonald	Tahlia	NSW
McMillan	Kim	NSW
Murphy	Lauren	QLD
Neads	Laura	NSW
Rawlings	Natalie	WA
Shiels	Brooke	WA
Welch	Taylor	QLD
Welsh	Katherine	VIC
Whittam	Clare	VIC

Playing Staff:		
Head Coach	John Gaynor	NSW
Assistant Coach	Tim Ballard	VIC
Assistant Coach	Dominic Ruggeriero	VIC
Executive Officer	Anne-Marie Adams	QLD
Physiotherapist	Joni Ralph	QLD

DIVISION REPORT NATIONAL TEAMS & CHAMPIONSHIPS

DIVISION REPORT NATIONAL TEAMS & CHAMPIONSHIPS

OVERALL STATISTICS

PLAYER	AVG	GP-GS	AB	R	H	2B	3B	HR	RBI	TB	SLG%	BB	HBP	SO	GDP	OB%	SF	SH	SB-ATT	PO	A	E	FLD%
KREPPOLD Christina	.500	8-8	22	10	11	3	0	0	6	14	.636	7	0	4	0	.621	0	3	4-4	10	11	1	.955
GAYNOR Katie	.462	8-8	26	9	12	3	0	0	13	15	.577	3	0	2	0	.484	2	0	2-2	54	1	0	1.000
McMILLAN Kim	.429	7-7	21	6	9	2	0	0	6	11	.524	3	0	2	0	.480	1	1	1-1	0	0	1	.000
LOVERING Tahnee	.417	8-8	24	3	10	2	0	0	10	12	.500	1	0	1	0	.423	1	1	0-1	26	10	1	.973
GELL Bronwyn	.417	8-7	24	7	10	2	0	0	4	12	.500	2	0	6	0	.462	0	1	1-2	9	17	3	.897
RAWLINGS Natalie	.389	7-4	18	5	7	2	0	0	4	9	.500	2	0	2	0	.450	0	1	1-2	7	5	1	.923
McCANN Amy	.368	8-8	19	7	7	3	0	0	9	10	.526	8	0	4	0	.556	0	1	3-4	9	0	1	.900
LILLYWHITE Shae	.364	7-6	22	9	8	2	0	0	2	10	.455	3	0	1	0	.440	0	1	0-0	8	11	2	.905
HAMILTON Samantha	.316	8-7	19	4	6	0	0	0	4	6	.316	3	1	3	0	.417	1	1	2-2	12	0	0	1.000
McDONALD TAHLIA	.667	7-0	3	1	2	0	0	0	1	2	.667	1	0	0	0	.750	0	0	0-0	0	0	0	.000
BROOKE Shiels	.300	6-5	10	5	3	0	0	0	2	3	.300	2	2	3	0	.500	0	0	1-1	6	7	2	.867
LOUDOUN Janna	.250	8-4	8	2	2	0	0	0	0	2	.250	4	0	2	0	.500	0	2	0-0	9	0	0	1.000
CLARE Whittam	.000	3-0	2	1	0	0	0	0	1	0	.000	0	1	0	1	.333	0	0	0-0	2	0	0	1.000
BARCLAY Jacinda	.000	1-0	1	0	0	0	0	0	0	0	.000	0	0	0	0	.000	0	0	0-0	1	10	1	.917
Totals	.397	8-8	219	69	87	19	0	0	62	106	.484	39	4	30	1	.487	5	12	15-19	156	77	14	.943
Opponents	.267	8-8	195	36	52	11	0	0	28	63	.323	28	13	30	10	.389	3	5	7-11	153	67	16	.932

ALL GAMES SORTED BY EARNED RUN AVG

PLAYER	era	w-l	app-gs	cg	sho	sv	ip	h	r	er	bb	so	2b	3b	hr	ab	b/avg	wp	hbp	bk	sfa	sha
LATIMER Melinda	0.88	2-0	2-2	0	0/1	0	8.0	9	6	1	5	9	1	0	0	32	.281	1	1	1	0	0
NEADS Laura	2.17	1-0	4-0	0	0/1	1	9.2	2	3	3	6	5	1	0	0	29	.069	0	1	0	0	0
FLANIGAN Sinead	4.00	2-0	2-2	0	0/0	0	7.0	5	4	4	5	4	1	0	0	26	.192	1	3	1	1	0
BARCLAY Jacinda	4.67	1-1	3-3	1	0/0	0	15.0	25	14	10	5	4	4	0	0	62	.403	0	3	0	0	3
KREPPOLD Christina	0.00	0-0	1-0	0	0/0	1	0.2	1	0	0	1	0	0	0	0	3	.333	0	0	0	0	0
KATHERINE Welsh	1.40	0-0	2-0	0	0/0	2	5.0	2	1	1	0	5	2	0	0	16	.125	1	1	0	0	0
McMILLAN Kim	4.20	0-0	2-0	0	0/0	0	3.1	4	5	2	3	1	0	0	0	12	.333	0	2	0	1	2
TAYLAH Welch	6.30	0-1	2-1	0	0/0	0	3.1	4	3	3	3	2	2	0	0	15	.267	1	2	0	1	0
Totals	3.23	6-2	8-8	1	1/1	4	52.0	52	36	24	28	30	11	0	0	195	.267	4	13	2	3	5
Opponents	6.45	2-6	8-8	0	0/0	1	51.0	87	69	47	39	30	19	0	0	219	.397	12	4	1	5	12



CAL RIPKEN TEAM ABERDEEN, MARYLAND, USA. 12 TO 18 AUGUST, 2010

The Cal Ripken Team started their tour with warm up matches against local Maryland teams which helped in their preparation for the Cal Ripken World Series.

Prior to the tournament commencing Australia was very competitive in the annual skills contest again showing the high degree of talent amongst our junior baseball players in this country.

The team was very competitive during the tournament and despite finishing with a 1 – 4 win loss record, they had a number of very close games which could have gone either way. Australian Baseball continued the amazing year it has had in 2010 with Dean Frew being named at short stop on the International All World Series Team and Jye Deeble being named at first base in the International All Defensive Team.

Player Roster		
MacDonald	Lachlan	QLD
Corbett	Justin	QLD
Ridgeon	Adam	QLD
Richter	Declan	SA
Hope	Toby	VIC
Calil	George	VIC
Deeble	Jye	VIC
Dixon	Gavin	NSW
Frew	Dean	NSW
McCallum	James	NSW
Percival	James	NSW
Giulieri	Samuel	NSW
Turnbull	Jake	WA
Neunborn	Mitchell	WA
King	Tristan	WA

Team Staff		
Head Coach	Stephen Balck	VIC
Assistant Coach	Jason Fenwick	NSW
Assistant Coach	Phil Blazer	VIC
Executive Officer	Robert Moden	QLD



DIVISION REPORT NATIONAL TEAMS & CHAMPIONSHIPS



Adelaide Southern All Stars Little League Team Australasian Championships Auckland, New Zealand, 2 to 7 October, 2010

The Australasian Championships were held between Australian Little League Champions, the Southern Adelaide All-Stars, the New Zealand Little League Championships and the New Zealand Under 14 Team at Eden Roskill Softball Park, Auckland.

This event came about through the ABF's decision not to participate in the 2010 Asia Pacific Little League Championships. With safety concerns advertised by the Australian Government the ABF felt that it was in the best interests of the players to source an alternative tournament.

The team played a double-header against the New Zealand Little League team on Sunday afternoon, ultimately triumphing 6-4 and 3-1 in two closely fought contests. Monday and Tuesday saw the Adelaide Little Leaguers play a further 2 games against the New Zealand Under 14 Team, going down 8 - 5 in the first after a comeback by the Aussies who were 0 - 5 at the top of the second followed by a pitching duel in game 2 with the New Zealand team victorious winning 1 - 0.

The baseball was played in tremendous spirit and the exchange sparked numerous discussions on the expansion of the concept for the betterment of Little League on both sides of the Tasman.

Player Roster:

Arnold	Damon
Brennan	Stuart
Cavanagh	Sam
Goldsworthy	Charlie
Hutchings	Matt
Lightbody	Mitchell
Lunnon	Zachary
McArdle	Jordan
McGarry	Samuel

Pickard	Mason
Richter	Declan
Scharenberg	Jonty
Viles	Elliott

Team Staff:

Head Coach	Burke Weber
Assistant Coach	Kris McArdle
Assistant Coach	Steven O'Connor
Executive Officer	Mark McGarry



The AA (Under 17) National Team Oceania Qualifying Tournament Auckland, New Zealand 25 to 28 January, 2011

On day one, the team played a double header beating NZ first up 11 - 0 and then Guam 10 - 0. Apart from the two wins, this first day had a number of other highlights. The NZ players did a fierce pre-game haka which finished with them very close to or players. But the kids were not to be intimidated and had linked arms in a show of solidarity to meet the "opposing threat".

On day 2, we were successful in beating Guam 20 - 0, followed by the third day of competition playing another double header with further wins over NZ 12 - 2 and Guam 23 - 3. The final day of competition saw the rain resume and the final game against NZ called off due to the state of the field.

Finishing the tournament with an unbeaten 5 and 0 record the boys were very proud to receive the gold medal as the winners. Hitting .440 as a team, the pitchers threw for a total ERA of only 1.44, and team fielding average was .963. They also received a rather large trophy from the tournament.


Stand out player of the tournament was Tommy Maxfield who was named Tournament MVP, finishing with a .600 batting average and leading all teams in hits and RBIs.

Player Roster:

Hoschke	Karl	NSW
Lethborg	Callum	VIC
Lott	Jason	ACT
Lyon	Corey	QLD
Maxfield	Tommy	VIC
McCluskey	Keiran	NSW
McDonald	Todd	QLD
Morris	Matthew	VIC
Scharenberg	Matthew	SA
Shepherd	Zachary	NSW
Shiels	Thomas	VIC
Snelgrove	James	SA
Thorpe	Lewis	VIC
Van Der Linden	Nico	SA
Wakefield	Timothy	NSW
Warburton	Jason	WA
Young	Michael	QLD
Zahradnik	Jarod	WA

Team Staff:

Head Coach	Jon Deeble	QLD
Assistant Coach	Paul Elliott	NSW
Assistant Coach	Shaun Smith	NSW
Physiotherapist	Greg Castle	VIC



2011 AUSTRALIAN LITTLE LEAGUE NATIONAL CHAMPIONSHIPS

Australian Little League National Championships
Surfers Paradise Baseball Fields, Gold Coast, QLD
26 to 30 May, 2011

May 2011, Surfers Paradise Baseball Club on the

DIVISION REPORT NATIONAL TEAMS & CHAMPIONSHIPS

Gold Coast was the host venue for the 2011 Little League Australian Championships.

Bringing 216 Players and staff from 12 of Australia's top teams, the event proved to be very popular with large numbers of supporters and spectators attending the tournament daily.

After 4 days of competition it came down to the final, ultimately won by Adelaide Southern All Stars over Perth Metro North in a close game 2 - 1. The win earned the Adelaide team the right to represent Australia at the Oceania Little League Championships in Guam.



Final Places

1st	Adelaide Southern All-Stars
2nd	Perth Northern Metro
3rd	Cronulla South
4th	Waverley
5th	Brisbane South
6th	Mt Gambier
7th	Alice Springs
8th	Canberra
9th	Ringwood
10th	Far North Coast
11th	Hedland
12th	Illawarra



Australian Women's Baseball Championships Narrabundah Baseball Fields, Canberra, ACT. 26 to 30 April, 2011


Played with the usual amount of determination, spirit and class always displayed by our women's baseball players, the event saw 8 days of exciting

DIVISION REPORT NATIONAL TEAMS & CHAMPIONSHIPS

action at the recently redeveloped Narrabundah baseball complex in our nation's Capital.

The Gold medal game lived up to expectations with a close fought 3 – 2 win going to Victoria Blue. With Samantha Hamilton and Shae Lillywhite seeing the ball well, they contributed 7 of Victoria's 9 hits, with Shae scoring the 3 runs.

From this tournament a 2011 National Squad of 35 players were named for a training camp which will take place in Canberra, January 2012.



Final Places

1st	Victoria Blue
2nd	New South Wales
3rd	New South Wales Country
4th	Western Australia
5th	Queensland
6th	Victoria White
7th	Australian Capital Territory

Tournament Awards

MVP	Laura Neads
Golden Glove	Shae Lillywhite
Golden Arm	Brittany Hepburn
Hitting Award	Laura Neads

Women's National Training Squad

O'Sullivan	Claire	NSWC
O'Sullivan	Elodie	NSWC
Latimer	Melinda	NSWC
Straumeitis	Renee	NSWC
Campbell	Lyndsey	QLD
Sexton	Karina	QLD
Torrington	Amanda	QLD

Welch	Taylah	QLD
Barclay	Jacinda	WA
Crosby	Rebecca	WA
Doty	Morgan	WA
Godfrey	Leigh	WA
Kreppold	Christina	WA
McCann	Amy	VICB
Gell	Brownwyn	VICB
Foura	Courtney	VICB
Collins	Erin	VICB
Anglin	Leslie	VICB
Hamilton	Samantha	VICB
Flanigan	Sinead	VICB
Lillywhite	Shae	VICB
McKay	Taylor	VICB
McLellan	Abbey	VICW
Eisenhauer	Laura	NSW
Gaynor	Katie	NSW
Gaynor	Stephanie	NSW
Hepburn	Brittany	NSW
Lenard	Maddison	NSW
Loudoun	Janna	NSW
Lovering	Tahnee	NSW
McDonald	Tahlia	NSW
McGrath	Lauren	NSW
McMillan	Kim	NSW
Neads	Laura	NSW



"isource it" U14 National Youth Championships South Perth Baseball Fields, Perth, WA. 8 to 15 January, 2011

The Under 14 NYC could not have wished for more perfect conditions for a National Tournament. We were blessed with amazing baseball fields and perfect weather for the duration of the tournament.


Those who attended the tournament were lucky enough to see Australia's up and coming baseball players display some amazing skills during the tournament.

On the final day NSW proved too strong for WA taking the final 20 – 6. This result was in no way any reflection on how close the tournament was with the remaining games on finals day all being separated by 1 run.

This tournament would not have been the success

DIVISION REPORT NATIONAL TEAMS & CHAMPIONSHIPS

it was without the support of event sponsor "isourceit" and the hard workers at the South Perth Baseball Club. A special mention must also go to all our tournament officials.



Final Places

1st	New South Wales
2nd	Western Australia
3rd	South Australia
4th	Queensland
5th	Victoria Blue
6th	New South Wales Country
7th	Victoria White
8th	Territories



"isourceit" Under 16 and Under 18 National Youth Championships, Lismore Baseball Complex, Lismore, NSW 9 to 20 April, 2011

Due to the extreme weather conditions that lashed the Eastern Seaboard over summer, the ABF was forced to postpone the January event and re-schedule it to April. After months of additional preparation, all teams arrived in Lismore up for the delayed start, welcomed by the ABF and our event host partner the Far North Coast Baseball Association and its army of dedicated volunteers.


Despite some further interruptions to this re-scheduled event due to rain, the event was played out successfully and Queensland and New South Wales were crowned respective Champions of the U16 and U18 age groups.

The Far North Coast Baseball Association must

be congratulated for planning two and ultimately delivering a great event amidst challenging conditions.

Thank you also to our much valued Naming Rights sponsors "isourceit" for their highly valued contribution to these events.

A special mention must also go to the Lismore City Council for their strong support of this tournament, baseball in the region and for outstanding co-operation during the cancelled and rescheduled Championship.



"isourceit" Under 16 National Champions

Final Places Under 16

1st	Queensland
2nd	Western Australia
3rd	New South Wales
4th	Victoria Blue
5th	South Australia
6th	Victoria White
7th	New South Wales Country
8th	Territories

Tournament Awards Under 16

MVP	Matt Morris	VIC Blue
Hitting	Matt Morris	VIC Blue
Golden Arm	Lewis Thorpe	VIC Blue
Golden Glove	Sam Kennelly	WA

All-Star Team Under 16

Callen Robertson	NSWC
Matt Morris	VIC Blue
Harry Baker	QLD
Lachlan Mayo	Territory
Sam Kennelly	WA
Ben Shorto	WA

DIVISION REPORT NATIONAL TEAMS & CHAMPIONSHIPS

Josh Fritsch	QLD
Matt Scharenberg	SA
Dylan L'Herpinere	WA
Lewis Thorpe	VIC Blue
James Trevanion	Territory



"isourceit" Under 18 National Champions

Final Places Under 18	
1st	New South Wales
2nd	Western Australia
3rd	Victoria Blue
4th	South Australia
5th	Queensland
6th	Territories
7th	Victoria White
8th	New South Wales Country

Tournament Awards Under 18		
MVP	Robbie Perkins	ACT
Hitting	Robbie Perkins	ACT
Golden Arm	Jarrod Turner	VIC Blue
Golden Glove	Alex Stuart	WA

All-Star Team Under 18		
Catcher	Robbie Perkins	ACT
1st Base	Jarryd Klemm	SA
2nd Base	Keitaro Ueda	QLD
3rd Base	Liam Blackbourn	NSWC
Short Stop	Jacob Sheldon-Collins	VIC Blue
Outfield	Elliot Hargreaves	WA
	Matt Wilson	VIC White
	Sean Garratt	WA
RH Pitcher	Jarrod Turner	VIC Blue
LH Pitcher	Jake Wilkins	NSW
DH	Ryan Ihle	QLD



Under 23 National Championships, Blacktown Olympic Park, Blacktown, NSW. 23 to 26 April, 2011

This was the inaugural Official Under 23 National Championships, staged as a part of the ABF's National Championships portfolio. Following the success of an invitation tournament for several years, the ABF included this tournament in its portfolio as it has been recognised as an important element of the development pathway for our players.

Unfortunately wet weather also affected this tournament unfortunately and reduced the possible games down to 15 instead of the scheduled 21. Following a decision by the venue managers to close the facility due to unplayable surface after round 1, South Australia was declared the inaugural Under 23 National Champions.

We would like to thank our event host partner Baseball NSW for their assistance in staging this tournament.



Final Places	
1st	South Australia
2nd	Victoria
3rd	Queensland
4th	New South Wales
5th	Western Australia
6th	New Zealand

Tournament Awards		
MVP	Warwick Soupold	WA
Hitting Award	Joel McInnes	QLD
Golden Glove	Duncan Izaaks	NZ
Golden Arm	Scott Cameron	NSW

All-Star Team		
Catcher	Josiah Atkins	SA

DIVISION REPORT NATIONAL TEAMS & CHAMPIONSHIPS

1st Base	Tim Zurrer	NSW
2nd Base	Benjamin King	WA
3rd Base	Rohan Nicol	NSW
Short Stop	Matt Vidler	QLD
Outfield	Joel McInness	QLD
	Sonny Beaumont	SA
	Liam Vicary-Lovegrove	VIC
RH Pitcher	Warwick Saupold	WA
LH Pitcher	Scott Cameron	NSW
Designated Hitter	James Young	SA
Utility	Peter Schroeders	VIC



Australian Provincial Baseball Championships, Blacktown Olympic Park, Blacktown, NSW. 23 to 30 April, 2011

Again the inclement weather interrupted this event, run in tandem with the Under 23's, reducing the number of games to 10 instead of the scheduled 22. With the inclusion of New Caledonia, much was expected for good competition, however the weather decided the winner and results were declared with the playing surface unplayable.

Final results of the tournament were resided after the round robin stage of the tournament.

We would like to thank New Caledonia for their participation in the tournament and look forward to further participation from them in the future.



Final Places	
1st	Western Australia
2nd	New South Wales Country
3rd	Victoria
4th	South Australia
5th	New Caledonia

Tournament Awards		
MVP	Jeff Wishart	WA
Hitting Award	Andrew Gribbin	VIC
Golden Glove	Jarred Paull	SA
Golden Arm	Brett Smith	VIC

All-Star Team		
Catcher	Jared Dunlop	WA
1st Base	Andrew Gribbins	VIC
2nd Base	Christopher Jahja	NC
3rd Base	Neil Major	WA
Short Stop	Owen Reid	WA
Outfield	Aaron Green	VIC
	Michael Campbell	NSWC
	James Selefen	NC
RH Pitcher	Brett Smith	VIC
LH Pitcher	Jeff Wishart	WA
Designated Hitter	Jake Cairns	SA
Utility	Trent D'Antonio	NSWC



Mark Priestley
Manager National Teams and Championships

UMPIRE DEVELOPMENT

Recruitment, Development and Training

Pleasingly, 2010/2011 represented another year of much needed growth for the umpiring fraternity.

Our respective state Umpiring bodies continued the successful practice of conducting seminars aimed at the basic training of umpires. This continues to ensure a steady stream of level 1 umpires are entering our sport.

The Green Shirt Program continues to be working well. Five (5) years ago, when umpires who stopped umpiring in their first year were surveyed, 83% indicated that it was umpire abuse that made them stop umpiring. Recent indications are that despite it still occurring, verbal abuse and harassment has lessened and does not play a major part

in umpires retiring.

The Green Shirt Program targets new and inexperienced umpires at a time when they are most vulnerable, usually in their first one (1) or two (2) years of officiating. They are easily identified to participants, club officials and spectators by the green shirt that they wear, which is different to the shirt worn by an experienced or fully trained umpire. It is understood that it is not just the wearing of the shirt that will ease the problem. Therefore a continuing mentoring process is undertaken with the umpires together with an education program within the clubs and baseball fraternity. This process is then continually monitored.

A current avenue for Umpire Development has been the increasing success of Little League. This was exhibited during the National Little League Championships in 2011 where umpires from all states participated. There are a number of umpires who are dedicated to Little League officiating thus showing a need for a program specific to Little League. A specific Little League program is being designed to be included in the ABF Umpire Development Program. Three experienced Little League Umpires, who are also Accredited UDP Instructors, have accepted the invitation to form a subcommittee to develop a Little League specific program and report back in February 2012.

The incentive for umpires to officiate at National Championships, which calls for all states/territories to nominate umpires to attend, is proving successful providing umpires further goals in their career paths.

Major League Baseball Australian Academy Program (MLBAAP)

The ongoing inclusion of the Umpire Development Program in the Academy Program is proving to be most beneficial in training of umpires who have been identified as having the potential and aspiration to officiate at higher levels.

The 2011 program was of a standard that catered for umpires to hone their skills under supervision from ABF Accredited Instructors through daily assessment.

During the program the umpires have the opportunity to work high standard games and gain the experience of calling high level pitching.

Jason Morris (Q), Terry Ford (WA), Michael Lyons (V), Paul Meissner (V), Richard Mason (V) and Geoff Dunn (V) attended the 2011 MLBAAP.

Over the eight years of the program seventy-seven (77) umpires have attended.

Attendees include three (3) umpires who umpired professional baseball, six have umpired internationally, and approximately 66% have officiated at national championships.

OVERSEAS UMPIRES

Three umpires are currently working in professional baseball in the US; Brett Robson, Jon Byrne, Travis Hatch.

Brett and Jon are in AAA while Travis officiated in AA. From reports received all acquitted themselves well and every indication is that Travis will join Brett and Jon in AAA in 2012.

INTERNATIONAL APPOINTMENTS

Paul Latta, (Q), was appointed to the International Women's Championship in Venezuela. Stewart Howe, (V), was appointed to the IBAF, AAA, in Canada.

ACCREDITED UMPIRE NUMBERS AND LEVELS

There were 394 nationally accredited umpires in 2010/2011. The table below shows an increase of 71 from the previous year.

Level	NSW	VIC	QLD	SA	WA	NT	ACT	Total
Five	5	4	2	4	-	-	-	15
Four	5	2	2	1	6	-	1	17
Three	7	9	4	7	9	1	-	37
Two	32	13	12	8	23	6	2	96
One	79	39	24	35	25	16	11	229
TOTAL	128	67	44	55	63	23	14	394

NATIONAL SCORER'S ASSOCIATION (COUNCIL OF AUSTRALIAN BASEBALL SCORERS)

The training of scorers under a National Training Scheme is growing and continues to be a successful initiative. Another train the trainer workshop was conducted thus increasing the number of trained personnel throughout Australia.

Similar to the opportunity provided to umpires, scorers have been provided with pathways and goals to attend National Championships.

Unfortunately there is not a career path internationally for scorers as there is for umpires with the majority of scorers coming locally.

ACCREDITED SCORERS NUMBERS

	L 1	L 2	L IT	L 3	L 4	L 4IT	L 5	TOTAL
A.C.T.	9	5	2	3	0	0	0	26
Country N.S.W.	12	13	0	1	2	1	0	30
New South Wales	49	16	1	9	0	4	1	101
Northern Territory	1	2	0	1	1	0	0	5
Queensland	49	36	3	9	6	3	2	170
South Australia	47	27	5	12	1	3	1	94
Victoria	12	15	2	12	3	2	3	79
Western Australia	3	7	3	7	6	2	1	31
TOTALS	182	121	16	54	19	15	8	536

HERITAGE COMMITTEE

Eight nominations for induction into the Baseball Australia Hall of Fame resulted in four being inducted in 2011.

- Jack Lambert, (NSW), nominated as a player era 1919/46
- Cecil Lambert, (NSW), nominates as a player era 1919/46
- Norman White, (SA), nominated as a player era 1947/67
- Graham Cassel, (NSW), nominated as a player era 1989/99




Geoff Robertson,
Manager Technical Officials

DIVISION REPORT PLAYER AND COACH DEVELOPMENT

PLAYER AND COACH DEVELOPMENT

A very busy year for the Player and Coach Development department with a number of significant initiatives continued or established that will serve to bolster our playing and coaching ranks for years to come.



THE MAJOR LEAGUE BASEBALL AUSTRALIAN ACADEMY PROGRAM

The Major League Baseball Australian Academy Program ("MLBAAP") was once again run at the Palm Meadows Baseball Complex on the Gold Coast, from June 26 to August 13, 2011, and once again, there is a strong consensus that this year's camp was a very successful one.

Despite the reduced lead-time resulting from the postponement of the National Youth Championships, the players were very well prepared by the respective state High Performance Managers, physically as well as in terms of attitude. This year for the first time we had two players (and a coach) from the MLB Academy in China among the total of 66 players attending. Most were Australian amateurs, but there were also professionals, Australian

and international, and as a group they worked hard and were well-behaved.

This program is now in its eleventh year, and has for most of that time been staffed by the same individuals, all of whom are familiar with the program and with one another, and are very competent in their role. The program material, challenging but appropriate to this level of athlete, continues to be delivered in an effective and stimulating manner. As with previous years, the program placed a heavy emphasis on three components: As with previous years, the program placed a heavy emphasis on three components:

- (1) on-field - technical, tactical, and physical development;
- (2) sports science and sports medicine; and
- (3) off-field - education and character development.



With the maintenance of proper focus on all three being a requirement for athletes to maintain their scholarship, it was particularly pleasing that all athletes adhered to the program and successfully worked on all aspects of their development as baseball players.

On-field, last year's increased concentration on the development of hitting skills was continued, as this is a major priority for baseball in Australia. Each position player spent 45 minutes daily in "swing

DIVISION REPORT PLAYER AND COACH DEVELOPMENT

practice", as well as the same amount of more traditional "batting practice" prior to the game, and the opportunity to make substantial improvement paid dividends.



The appreciation and gratitude of the ABF is extended to the major sponsors of the program – MLB and the ASC. Without the highly valued support of both of these organisations, the program could not act to the capacity it does.

THIS YEAR'S PROGRAM STAFF CONSISTED OF:

Head Coach	Jon Deeble
On-field & Catching	
Coordinator	Tony Harris
Pitching Coordinator	Phil Dale
Hitting Coordinator	Peter Gahan/Glenn Williams
Infield Coordinator	Glenn Williams/ Jason Pospishil
Outfield Coordinator	Damian Shanahan
Pitching Coach	Graeme Lloyd Warwick Marks Luke Prokopec Lee Hogan Ryan Schurman Tim Ballard
Hitting Coach	Kevin Hooker Andy Utting Brent Phelan
Coach / Manager	Phil Allen Brian Albrecht (volunteer)

	Li Peng (MLB China)
Strength & Conditioning	Andy Utting
Program Manager	Neil Barrowcliff
Operations	
Coordinator	Bill O'Sullivan
Medical Coordinator	Bruce Rawson
Academic	
Coordinator	Lydia Najlepszy



2011 SCHOLARSHIP HOLDERS WERE:

VICTORIA
Liam Bedford
Tyler Dale
Alex De Silva
Hayden Gardner
Mitchell Kennedy
Jon Kennedy
Daniel McGrath
Matt Morris
Aaron Sayers
Adam Silva
Matthew Wilson
Lewis Thorpe
Luke Brazier
Ryan Dale
Luke Papanicolau
Griffin Weir
Daniel Beattie
Tom Shields
Andrew Hayes
Matt Homfray
Tom Maxfield

AUSTRALIAN CAPITAL TERRITORY
Robbie Perkins
Cameron Warner
Jason Lott

QUEENSLAND
Bryce Collins
Nathan Hass
Sam Holland
Shannon Mills
Josh Spence
Corey Lyon
Daniel Nilsson
Ryan Ihle
Connar MacDonald
Mick Gahan
Harry Baker
Josh Fritsch
Brandon Nicholson

SOUTH AUSTRALIA
Dakota Mitchell
Nathan van der Linden
Josiah Atkins
Jarrod Klemm
Shaun Wright

INTERNATIONAL
Lo Kuo-Hua (Chinese Taipei)
Jin De Jhang (Chinese Taipei)
Kim Seongmin (Korea)
Beau Bishop (New Zealand)
Chen Chu (China)
Zhai Lia (China)
Albert Mineo (Italy)

NEW SOUTH WALES
Colin Tilini
Josh Guyer
Kieran McCluskey
Michael McLellan
Zack Shepherd
Karl Hoschke
Rick Schwartz
Cianan Bird
Tim Wakefield
Daniel Hay

WESTERN AUSTRALIA
Joshua Silvi
Elliott Hargreaves
Alex Stuart
Sam Kennelly
Ben Shorto
Jason Warburton
Jarrod Zaradnik

National Coaches Accreditation Scheme (NCAS)

After 12 months of development, the new NCAS was formally registered by the ASC on January 4, 2011.

Illustrated versions of the resource manuals for Levels 1 and 3 are now completed, and those for Level 2, which requires hand-drawn graphics, and Level 4, which was heavily reliant on images captured during the NYC and the MLBAAP, should be completed by the end of November.

Despite a few hiccups relating to the ASC's Sports Accreditation Online (SAO) database, the transition from the old scheme to the new has been finalised. All currently accredited coaches on SAO have had their level of accreditation moved up one numerical value, with their "old scheme" expiry date of retained. These coaches have also received a new accreditation card (now produced in-house) to mark the occasion and reinforce the change in emphasis represented by the new scheme.

State Academy Program

The State Academies network has continued to operate efficiently and effectively and remains one of our sport's greatest assets.

The integrated network of academies ensures that a nationally devised curriculum, designed to achieve national objectives, is adhered to, and that underpinning programs are geared to produce a consistent and continuing stream of well-prepared players to feed in at the bottom end. Academy programs have traditionally handed the players over to state team programs in summer, but with the management of these programs now part of their role, the HPMS are involved in developing our best young players year-round, providing a more cohesive yearly cycle.

State	Program Athletes	HPM Underpinning
-------	------------------	------------------

Program Players			
ACT	Brent Phelan	10	39
NSW	Glenn Williams	30	80
Qld	Andy Utting	55	
SA	Warwick Marks	16	
Vic	Damian Shanahan	25	100
WA	Don Kyle	30	

The SAP is also intended to play a valuable part in the development of coaches. The Victorian Academy used the Level 4 material as the curriculum for its off-season program, thereby enabling coaches to develop the competencies required at that level while engaging the players in a wide variety of effective activities. Queensland and NSW employed similar strategies, and this aspect is to become a bigger part of the Academies' function in future.

The National Playbook and the National Player Development Manual

One strong point of baseball in Australia is the alignment of all critical aspects of player and coach pathways. The National Playbook and the Player Development Manual join the State Academies Program and the NCAS as the four pillars on which this unified approach is formalised. The National Playbook covers the approach our national teams use in order to win internationally, while the National Player Development Manual spells out how and what we teach our developing players. In this way, Australian baseball has been able to implement a seamless progression for players and coaches, from a beginning in Aussie T-Ball, our recently launched entry-point program, through emerging elite programs into, for some, pro ball and the national team.

Congratulations must also go to the numerous young players who obtained professional baseball contracts throughout the year.

Eliot Hargreaves	Cincinnati Reds
Alex da Silva	LA Angels
Liam Bedford	Philadelphia Phillies
Josh Atkins	Kansas City Royals
Adam Silva	NY Yankees
Aaron Sayers	Detroit Tigers



Peter Gahan
Manager
Player and Coach
Development

DIVISION REPORT PLAYER AND COACH DEVELOPMENT

NATIONAL PARTICIPATION PLAN

The ABF finalised and released its new National Participation plan during the 2010/2011 year. The plan, specifically designed to increase membership growth, profile and awareness of our game, has at its core a vision to boost baseball participation numbers to 50,000 enhance baseball pathways by strengthening the resources, infrastructure, systems, stakeholders and programs needed for sustainable long term growth.

The National Participation Plan (NPP hereafter) has been developed to provide a national strategic approach to the development of baseball. The NPP has been developed in collaboration with the ABF, State Baseball Associations and the Australian Sports Commission. The plan reflects the needs and desires of state and territory associations for the development of baseball nationwide.

The NPP outlines six (6) strategic initiatives to achieve the ABF's overall objective of achieving 50,000 registered members. The following is a high level summary of these initiatives.

1. Aussie T-Ball

Align the various junior t-ball programs in clubs and schools around Australia to form a national junior entry point program for boys and girls called Aussie T-Ball.

2. Profile – Baseball Awareness

Successfully promote and leverage the ABL and various women's events as a development tool to foster growth in participation and exposure of baseball.

3. Coach Development

Develop a comprehensive, inclusive, cohesive and accessible approach to coach development.

4. Volunteer Development

Value and develop baseball volunteers through developing and delivering a 'Baseball Australia Volunteer Recognition' program, and delivering courses and resources to advance the education of our volunteers.

5. Club Development

Assist develop the capacity of clubs through developing and implementing a comprehensive online club development tool.

6. Inclusive and Targeted Programs

Incorporate various groups of people to grow Baseball.



Aussie T-Ball

The ABF was pleased to officially launch Aussie T-Ball on 8 June 2011. After nearly two years of design, five different drafts of both a school and club coaching manual, dozens of pilot programs run over three States; the ABF was pleased to launch this exciting new junior program in the best format possible.

Aussie T-Ball, a modification of the current game of t-ball, is delivered in a format consisting of six (6) a side, six (6) inning t-ball games, going for a maximum of sixty (60) minutes; with player positions and batting line up rotated every inning.

The major objectives of Aussie T-Ball are:

- To deliver a national junior entry point program that promotes baseball participation.
- To boost the level of support provided to grassroots clubs through the provision of quality resources and equipment to deliver a strategic junior participation program.
- To provide every primary school aged child in Australia with the opportunity to experience t-ball (the entry point to baseball).
- To provide opportunities for children and parents to participate in physical activity together.
- To utilise the Australian Baseball League as a successful development tool to promote

DIVISION REPORT GAME DEVELOPMENT

Aussie T-Ball and the sport of baseball. In addition to games of Aussie T-Ball, kids will participate in a range of game sense activities developing hitting, running, catching and throwing skills. An Aussie T-Ball season in a club is recommended to run for 8 weeks - some clubs offer four seasons a year where demand is high. Most clubs will run two seasons, one before and after Christmas.



The Aussie T-Ball school program is aimed at introducing boys and girls, of all abilities, in primary school years to the game of baseball. The Aussie T-Ball school resource manual enables teachers to engage school children and community groups in enjoyable physical activity with a minimum of fuss. The resource manual can be used to run in school sport programs, after school AASC programs and school competitions between classes or other schools.

Active After-schools Communities

The Australian Government's Active After-school Communities program is a national initiative that provides primary school-aged children with access to free sport and other structured physical activity programs in the after-school time slot of 3.00pm to 5.30pm.

The program aims to provide opportunities for children in sport and other structured physical activities, and through a positive and fun experience, develop a love of sport that inspires them to join a local sporting club.

Run at over 3,270 schools and after-school care centres across Australia, the program gives up to 190,000 children the opportunity to try over 70

sports including netball, rugby, cricket, gymnastics, and 20 other structured physical activities such as dance and circus skills.

The ABF is excited to have partnered with the AASC program to offer children participating in the many AASC programs around Australia a taste of the Aussie T-Ball program. Aussie T-Ball has been specifically designed for the AASC program with the aim of engaging children in baseball and promoting the pathway to the Aussie T-Ball program in the local community.



Australian Government


Australian Sports Commission

Australian Baseball Women's Steering Committee

The Australian Baseball Women's Steering Committee (ABWSC) with the assistance of the Australian Sports Commission (ASC) has continued to meet over the past 12 months with the aim of developing women's baseball throughout Australia. The ABWSC's aim is to provide strategic advice on all aspects relating to the development of women's baseball throughout Australia, including:

- Grass roots participation
- Competition format and opportunities
- Talented baseball programs
- Development of female baseball leaders
- Coach and umpire development
- Improved sponsorship and professionalism of State and National teams
- Marketing and promotion

In March 2011 the ABWSC submitted a proposal to the Tournament Management Committee (TMC) for the introduction of an under 15 National Girls Championships (NGC) to be held in conjunction with the National Women's Championships



(NWC) in 2012. In years past, the national competition pathway for female baseball players was only available at a senior level. Based on the recommendation put forward by the ABWSC, the ABF in conjunction with the TMC, are pleased to announce that an under 15 NGC will be staged in 2012.

The introduction of this additional pathway for young female baseball enthusiasts supports the notion 'long gone are the days where baseball is for men and softball for women'. Women's participation in baseball is going from strength to strength and proving to be a fantastic game well loved by women and girls across Australia. Over the past three seasons (2007/08 – 2009/10) participation numbers for girls and women have grown at a steady rate of 15% with significant growth in the junior age groups. Under 14 membership has grown 103% with under 8 membership growing 42%. The ABF is pleased to announce this exciting new event and are confident the tournament will prove to be a fantastic success.



Tom Taylor
Game Development
Manager



**2011 ABF Life
Membership –
Mark Peters**

Since his early days playing grassroots baseball in South Australia in the 1960's, to his Claxton Shield representation throughout the 70s and 80s, and his representation on many state and national team tours, Mark Peters has built a notable baseball resume spanning across five decades.

Although Mark boasts an impressive playing career, it has been his contribution off the field that will cement his legacy within our sport.

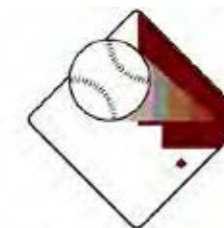
Over the past two decades Mark has been at the forefront of some of our sports most exciting achievements. As the President of the Australian Baseball Federation between 1999 and 2001, Mark was fundamental in the establishment of the Major League Baseball Australian Academy Program, an initiative that has since launched the careers of many Australian baseball players. Mark also implemented a National Registration and Insurance Program; as well as a new ABF Constitution and Strategic Plan which saw the appointment of Independent Board. Both of which still stand today.

To avoid any potential conflict of interest, Mark resigned as President of the ABF in 2001 after being appointed as CEO of the Australian Sports Commission, but remained an avid supporter and advocate for our game throughout his reign of the ASC.

In 2008, Mark supported the ABF in their efforts to re-establish an Australian Baseball League; and when the submission to MLB was successful in 2009, Mark agreed to be the Chairman of the new League. In the 2009/2010 season, Mark took the top job in delivering the 2010 Claxton Shield; and laid the foundation for the inaugural season of the ABL. Mark remains as the Chairman of the League to date.

Mark Peters is an outstanding individual, a supe-

rior ambassador for our game, and a deserving recipient of the ABF Life Membership award.



BASEBALL QUEENSLAND

**2011 Howling Wolves Wine
State of the Year – Baseball QLD**

A long standing supporter of all national programs, Baseball Queensland's successes over the past 12 months have laid the foundation for our sports development well beyond the borders of their state.

BQI's procurement of \$40,000 state government QAS funding for the Queensland Baseball Academy has help fuel the national High Performance development strategy, and strengthened the player development opportunities within their state.

BQI were also instrumental in securing \$300,000 State Government funding to support the facility development of the RNA Showgrounds –providing a home for the Brisbane Bandits in the Inaugural season of the ABL.

Their grassroots club development initiatives saw the distribution of a comprehensive and innovative Club Development Manual, they increased their market reach with Development clinics, and are 100% compliant on the My Club registration database. All of this combined makes Baseball QLD the deserving winner of the 2010 Howling Wolves Wines State Association of the Year Award.



**2011 Edge 85 Club of the
Year – Beenleigh Base-
ball Club**

Beenleigh Baseball club are located in South east Queensland, and have been competing in the

junior and senior QLD competition for the past 2 decades.

Through the support of their local Council, Beenleigh Hawks operates two separate facilities 12km apart, and maintains a total 4 fields on an annual basis.

It was the caliber of their facilities, coupled with their tireless army of volunteers that secured their bid to host the 2010 Under14 National Youth Championships at their Ormeau facility in January. The Hawks impressive resilience was showcased after various issues out of their control saw the need to relocate the entire tournament to their Beenleigh facility. Despite the need to relocate temporary infrastructure, devise alternate catering options and restructure the game schedule based on the downgrade from four fields to one, the Beenleigh Baseball Club managed to execute a seamless event.

Known in the Queensland baseball community for their 'never-say-die' attitude, the Beenleigh Baseball Club were the deserving recipient of the Edge 85 Club of the Year award.

2011 Edge 85 Club of the Year – Belmont Baseball Club



For more than 35 years, Belmont Baseball club has set the standard in Newcastle Baseball both on and off the field. Established in 1955, the club secured its 11th consecutive Newcastle Baseball Association Club Championship and the 40th in the club's history.

Fielding teams in all six grades, Belmont finished minor premiers in the top four grades and were semi finalists in 5th and 6th grades in the 2009/2010 season.

The development of local juniors has long been a focus and a key contribution to Belmont's long-term success. In 2010 Belmont was one of the largest junior clubs with 9 teams participating from U8s t-ball through to U16 and a total of 24 Belmont juniors represented Newcastle in 2010, of which 7 went on to represent Country NSW.

Away from the field, the club is governed by an enthusiastic, committed and hard-working committee that has been successful in maximising revenue streams, securing grants through local government and private enterprise to fund improvements to player and spectator facilities, as well as provide new equipment for junior teams. This funding, coupled with traditional fundraising activities, have enabled the club to maintain an affordable fee structure for both junior and senior players.

Built on well-established and well-respected culture of success, and hard work, this extremely proud club are deserving recipients of the 2010 Edge 85 Club of the Year award.



2011 Aces Sporting Club Administrator of the Year – Col Dick

As the CEO of Baseball Queensland, Colin Dick has been the driving force behind the Sunshine State's successes over the past 12 months.

He played a pivotal role in lobbying and securing State Government funding to support the development of the RNA Showgrounds, now home to the Brisbane Bandits ABL team. He also leveraged the QAS support of the National High Performance program at a state level.

Col is a proactive supporter of all national initiatives and direction, and his Leadership and Governance of this year's 'State of the Year' recipient makes him the rightful winner of the 2010 Aces Sporting Club Administrator of the Year award.



2011 Radisson Resort Volunteer of the Year – Phil McConachie

Phil McConachie has been involved in the St George Baseball Association for over 30 years; as a player, coach, Committee member and volunteer.

In addition to his commitment to his local association, Phil has been an ambassador and volunteer for the ABF at many national and international events such as 1999 Intercontinental Cup, 2000 Sydney Olympics, 6 Claxton Shields, as he has been the voluntary athlete services coordinator for many national team programs and events.

In the 2009/10 season, Phil took on the challenging and voluntary role as Tournament Director for the Sydney World Masters Games, an event that proved to not only be the largest baseball event ever held in Australia, but the biggest Masters Games in history.

Continuing from his success at the Masters, Phil established the Baseball NSW Masters League, and has engaged a participation base that has not yet been tapped in NSW.

Phil is known and respected by volunteers, administrators and players around the country. His passion, commitment and love for our game is infectious, and he is a deserving recipient of the 2010 Radisson Resort Volunteer of the Year award.



2011 Willis Insurance Official of the Year – Lorraine Dunn

Lorraine boasts a baseball CV spanning over 40 years; during which she has officiated countless local and state baseball games, 7 National youth Championships, ABL and Claxton Shield games, and has been the Tournament Scoring Co-ordinator 13 times.

In her role as the Operations Co-coordinator for Baseball SA Lorraine manages the Season fixturing for all grades, and works with a panel of scorers to present all electronic statistics for South Australia. Lorraine also serves as Technical Commissioner for the national scoring body "Council of Australian Baseball Scorers" (CABS) in a volunteer capacity.

Lorraine has been involved with the SA Baseball Scorers' Association since 2000, firstly as a member, then for 5 years as President, and a further 4 years as Secretary, achieving Life Membership in 2005. Lorraine was also awarded Life Membership of the Goodwood Baseball Club in 2009.

Lorraine's dedication and passion for our sport, along with her invaluable support of the 2010 National Youth Championships and the 2010 Claxton Shield, makes her a worthy recipient of the 2010 Willis Insurance Official of the Year Award.



2011 Fielders Choice Coach of the Year – Tony Harris

The 2009/2010 proved to be a standout year in Tony Harris's long and storied coaching career.

In his role as Field Coordinator for the Senior National team, Tony helped lead Australia to their best ever 5th place finish at a World Cup. He then returned to Adelaide to lead the South Australian team in the 2010 Claxton Shield – a role that saw him achieve one of the greatest transformations over the past decade, taking the South Australian contingent from one of the lowest ranking teams, through to the Grand Final.

Tony was fundamental in the delivery of the 2010 Major League Baseball Australian Academy Program, and in his role as the Head Coach for the Triple-A team, lead the Australian Under 19 team to their best ever finish – winning a silver medal at the IBAF Junior World Championships.

BASEBALL AUSTRALIA DIAMOND AWARDS

This is Tony's second win in this award category. All of this combined makes Tony Harris a deserving recipient of the 2010 Fielders Choice Coach of the Year award.



2011 Fielders Choice Coach of the Year – John Gaynor

John Gaynor has been a member of the National Women's coaching staff since 2007.

Following the 2009 National Women's Instructional Camp; John attended the 2010 National Women's Championships and headed up the national team selection committee to select the World Cup team. In his 1st International Event as National Head Coach; John led the Australian Women's team World Cup campaign; overcoming adversity in Round 1 to advance on a 2-and-2 record.

Round 2 Action saw first ever World Cup wins against unconquered foes Japan and international powerhouse USA, before defeating host Venezuela to advance to the Grand Final; where he led the Women's team to Australia's best ever finish at a World Cup event, bringing home the silver medal and unprecedented national pride.

A passionate and dedicated coach, and an outstanding ambassador for women's baseball, John Gaynor is a deserving recipient of the 2010 Fielders Choice Coach of the Year award.



2011 Fielders Choice Coach of the Year – Phil Dale

After returning from helping lead the senior national team to their best ever 5th place finish at the World Cup in September 2009, Phil Dale assumed

the role as Head Coach of the Victorian Aces; and lead the team to victory, winning the 2010 Claxton Shield.

As the pitching coach for the 2010 MLBAAP, Phil was instrumental in developing the pitching staff on the 'Triple-A' national team, who later went on to win silver at the Junior World Championships.

In the 2009/2010 season, as the Head Coach for the Waverley Baseball Club, Phil also helped his local club win 5 premierships; making him a deserving recipient of the 2010 Fielders Choice Coach of the Year award.



2011 Brothers Nilsson Print Co Youth Player of the Year – Ryan Battaglia

Ryan Battaglia had a breakout season in 2010, at a state, national and international level.

Representing Queensland at the 2010 National Youth Championships, Ryan was listed in the top 10 batting averages and top 5 slugging percentages, with a slugging percentage of .862.

As a scholarship holder at the 2010 Major League Baseball Academy Program, Ryan hit .413, earning his place on the 2010 National Under 19 team. At the AAA World Championships, in which Australia won the silver medal, Ryan hit .320, boasted a slugging percentage of .720 and was named as the World All-Star Catcher.....making him the deserving winner of the 2010 Brothers Nilsson Youth Player of the Year award.



2011 Womens Player of the Year – Katie Gaynor

Katie Gaynor has been a stalwart on the National Women's baseball team over the last decade. She has continuously excelled on both a domestic and international stage; and her 2009/10 season was no exception.

Katie represented NSW at the 2010 National Wom-

BASEBALL AUSTRALIA DIAMOND AWARDS

en's Championships, and won the Golden Glove award after fielding 1000% and hitting 'three-thirty-three'.

Katie has represented Australia in every Women's World Cup since its inception in 2004, and in 2010, Katie led her peers as a Veteran member of the Women's National team. After batting .462 and fielding .1000; Katie was unfortunate to have missed out 1st base position for the World All-Star Team.

Katie is highly respected amongst her peers and a phenomenal ambassador for women's baseball; making her the deserving winner of the 2010 Women's Player of the Year award.



2011 Mens Player of the Year – Trent Oeltjen

Trent Oeltjen signed a minor league contract which included an invitation to spring training with the Milwaukee Brewers on 4 December

2009. On 1 July 2010, Trent exercised an out clause in his contract and was granted his release from the Brewers.

On 6 July 2010, Oeltjen signed with the Los Angeles Dodgers and was assigned to AAA Albuquerque Isotopes. In his 119 game, Trent hit .320 with 71 RBIs and 13 Homeruns.

He was called up to the Dodgers on 7 September 2010 and appeared in 14 games, getting 5 hits in 23 at-bats for a .217 average. Making Trent a deserving recipient of the 2010 Men's Player of the Year award.

2011 Hall of Fame Inductions

Cecil Lambert

Inducted as a player for the Era 1919-1946, Jack Lambert was an outstanding batter and outfielder who played First Grade in NSW between 1918 and 1931, 1936, 1938, 1939 + 1940. Jack represented NSW 9 times between 1921 + 1929 and



Jack Lambert

Inducted as a player Era 1919-1946, Cecil Lambert was a stalwart on the NSW representative team between 1919 and 1928, a team he captained for 3 years between 1922 and 1924. Cecil represented Australia in 1928 and was regarded as a leader amongst his peers...making Cecil Lambert a deserving and welcomed addition to the Baseball Australia Hall of Fame.



Norman 'Chalky' White – Player 1947-1967

Norm 'Chalky' White is considered to be one of the finest baseballers South Australia has ever produced.



Nominated as a player in the ERA 1947-1967, Norm's baseball resume spans seven decades, and includes accolades as both a player and a coach.

From his grassroots days playing in South Australia's special mid week competition during World War II, Norm went on to represent SA in 10 Claxton Shields between 1947 and 1956.

Norm cemented his name in SA's history books as a star player in South Australia's Chrysler Cup teams between 1952 and 1957.

He was awarded the Adelaide Baseball Club 'Bat-

BASEBALL AUSTRALIA DIAMOND AWARDS

ting Champion' in 1950 with an average of .367; and the SABL Runner Up in 1951 with a batting average of .372.

Norm represented Australia in 1952 and 1953; and was offered a contract by the Boston Red Sox in 1953; which declined as was married with two children and had just purchased a home.

Norm continued to play in SA, and dominated the local Leagues, securing the Adelaide Baseball Club 'Batting Champion' award; with an average of .521 between 1952 and 1955.

He was the SABL Night Batting Title holder in 1956 with an average of .486; he won the SABL Batting Title in 1954 and 1955; and was selected to the South Australian All Time Team in 1954.

Norm represented Australia once again in 1956; this time as part of the historic 1956 Olympic Games – in which baseball was showcased as a demonstration sport at the Melbourne Cricket Ground.

Norm managed State School Team between 1953 and 1958; and again in 1960, 1962, 1968 and 1969. He was named to the Adelaide Baseball Club's "Team of the Century" in 2008 and awarded Life Membership of the SABL in 2008. Norm's achievements were further acknowledged by his selection to the 75th Diamond Anniversary Claxton Shield All Star Team in 2009.

Norm's believes that "no situation is impossible until the last batter was dismissed". He has played an active role in introducing youth players to the sport of baseball, and mentored many athletes to reach their highest potential at state and national levels. An inspiring player and proud advocate of our game, Norm 'Chalky' White, is a welcomed and deserving addition to the Baseball Australia Hall of Fame.

Graham Cassel – Player 1989-1999

Grahame Cassel is considered to hold one of NSW's longest continuous representative playing careers ever, spanning into three decades.

Grahame excelled as a ball player from an early

age. From 1972, at the age of 12, he was selected on every NSW youth State team until his final year of Under 18's in 1976.



He donned his first 'green and gold' jersey at the Under 19 World Championship in Florida in 1978; and represented the Australian Senior team in 1979 when Australia defeated Japan to become the Shakaijan League Champions.

Cassel played his first Claxton Shield game for NSW in 1979, and in 1980 was named on the Australian Claxton Shield All Star team.

Cassel represented Australia in 1983 and 1985, when Australia defeated Japan.

1985 proved to be a standout year for Cassel, when he competed in the XIII Asian Federation Series in Perth – where he won the 'Golden Glove award'. He was named on the Australian All Star Claxton Shield team for the second time, and was the recipient of the Claxton Shield Eastern Zone "Outstanding NSW Player".

Casso was a member of the 1988 NSW Claxton Shield team that played 20 Home-and-Away Games through 1989; and in 1990, became a founding player in the Australian Baseball League.

Grahame Cassel was one of few players to compete in every season of the ABL between 1990 & 1999.

In 1993 he posted a 20-14 record with 35 saves and an ERA under .400 as a pitcher. In the 1996 ABL Championship series Casso threw 4.1 scoreless innings to close both games, and clinched the series for the Sydney Blues.

Grahame had developed a 'submarine' side arm pitching action that was used to remarkable effect; and in 1999 was awarded the ABL's Relief Pitcher of the Year.

His career pitching statistics include 438 innings pitched, an ERA of .438, with 148 strikeouts.

BASEBALL AUSTRALIA DIAMOND AWARDS

These figures place him in the top 20 success rates amongst career ABL pitchers.

His ABL career batting average was .219 and his slugging average was .374

Graham also played in the 1999-2000 IBLA season. In 2008 Cassel was named in the NSW Claxton Shield All Star team as a shortstop, and in 2009 was selected on Baseball Australia's 75th Diamond Anniversary Claxton Shield 'All Star Team' as a Utility Player.

Over the past five years, Grahame has held coaching roles with the NSW Claxton Shield teams, and in 2010, participated in the 'new' Australian Baseball League as the Assistant Coach for the Sydney Blue Sox.

Grahame 'Casso' Cassel, is renowned by his peers as an outstanding ballplayer, an amazing character, and a mentor for many developing athletes; making him a welcomed and deserving addition to the Baseball Australia Hall of Fame.

BASEBALL AUSTRALIA HALL OF FAME INDUCTEES:

PLAYERS: Pre 1990 – Rue Ewers, Harry Simpson, Tom Gleason **1900-1918** – Harold

Franks, Erick McElhone, Les Agnew, Charles Simmonds, Wallace Pratt, Montague Alfred

(MA) Noble, Andrew Watson **1919-1946** – Harold Kennett, Charlie Puckett, George Dick-

inson, Ken Gulliver, Ron Sharpe, Alf Emmerick, Ernie Yum, Billy Ford, Cyril Graham **1947-**

1967 – Ross Straw, Dave Roberts, Kevin "Crazy Cantwell", Ron "Bandy" McPherson, Ray

Lawler, Don Deeble, Graeme Deany, Mervyn Deigan, Jack Rowley, Billy Edmonds, Norman

'Chalky' White **1968-1988** – Adrian Meagher, Neil Page, Kevin Greatrex, Larry Home, Dav-

id Mundy, John Swanson, Lionel Harris, Ray Michell, Don Knapp, Douglas Mateljan **1989-**

1999 – Shayne Bennett, Matthew Sheldon-Collins, Phil Dale, Bob Nilsson, Ron Johnson,

Andrew Scott, Tony Adamson, David "Clarko" Clarkson, Gary White, Paul Elliott, Graham

Cassel **SPECIAL CATEGORY:** Craig Shipley, David Nilsson, Graeme Lloyd **MANAGERS:**

Pre 1900 – James Searle, Frank Laver 1900-1918 Norrie Claxton, Harold "Mum" Turner

1947-1967 Cec Kemp, Kingsley Wellington **1968-1999** Rod Byrne, Jon Deeble



Australian Government
Australian Sports Commission

WINNING PARTNERSHIP



The Australian Sports Commission proudly supports the Australian Baseball Federation

The Australian Sports Commission is the Australian Government agency that develops, supports and invests in sport at all levels in Australia. The Australian Baseball Federation has worked closely with the Australian Sports Commission to develop baseball from community participation to high-level performance.

The Australian Baseball Federation is one of many national sporting organisations that has formed a winning partnership with the Australian Sports Commission to develop its sport in Australia.