

# AUSTRALIA baseball

## 2007 / 2008 ANNUAL REPORT



2008 Claxton Shield Winners  
- Perth Heat



2008 Hall of Fame Inductees,  
Don Knipp and Shayne Bennett



2008 AAA National Team



2008 Women's  
World Cup Team



2008 Cal Ripken Team



AUSTRALIAN BASEBALL

[www.baseball.com.au](http://www.baseball.com.au)

# CONTENTS



<b>President's Foreword .....</b>	<b>2</b>
<b>Message from Principal Partner, The Australian Sports Commission .....</b>	<b>3</b>
<b>Australian Baseball Federation 2007 – 2008.....</b>	<b>4</b>
<b>Administration and Executive .....</b>	<b>10</b>
<b>Baseball Operations .....</b>	<b>12</b>
<b>Technical and Officials .....</b>	<b>32</b>
<b>National Game Development.....</b>	<b>38</b>
<b>2008 Baseball Australia Diamond Awards .....</b>	<b>41</b>
<b>Financial Statements for the Year Ended 30 June 2008.....</b>	<b>50</b>

# President's Foreword

We are pleased to share with you our 2007 / 2008 annual report which describes the success and challenges of our activities during this last year.

Once again our Australian national teams performed well against many larger population and wealthier Baseball nations.

Our Australian men's senior team finished in sixth spot at the Baseball World Cup in Chinese Taipei and our Australian 'AAA' team finished in fourth position at the World Championship held in Edmonton, Canada. Our Australian women's team competed in the World Cup staged in Matsuyama, Japan and played very well to be placed fourth.

Despite the disappointment of failing to qualify for the 2008 Olympics, our fourth place finish in the final Olympic qualification tournament was a great effort considering the high number of players that were representing their country for the first time and the absence of many of our professional players.

Congratulations to **Jon Deeble, Tony Harris, John Gaynor** and their coaching staff and to all of the players, coaches, officials and volunteers that were a part of preparing, or participating in, the representation of our Australian teams this year.

I would also like to take this opportunity to thank the many stakeholders who contribute greatly to our sport. To begin, I am always appreciative of the other members of the **ABF Board** for their support, guidance and counsel. I would like to publicly thank and acknowledge Vice Presidents **Colin Pitt** and **Ron Finlay** and Directors **Katie Bickford, Deborah Healey, David Hynes** and **Peter Williams**.

I would also like to take this opportunity to recognise and thank **Mr Mark Peters** on his leadership and accomplishments over the last seven and a half years as Chief Executive Officer of the Australian Sports Commission. Mark's passion and history with Australian sport included significant contributions to Australian Baseball.

Furthermore, I would also like to thank the **Australian Sports Commission** and in particular their Acting Chief Executive Officer, **Mr Brent Espeland** and our ASC consultant **Mr Rob Bennett**. Thank you also to our great friends **Major League Baseball** and in particular **Mr Tom Nicholson** who has seen our partnership in this country develop over many years and it continues to strengthen.

Baseball would not grow and develop without the support of our corporate sponsors and preferred suppliers and we appreciate their support and I would like to particularly thank **AIOFP, DOLA** and **Edge85**.

Finally, to Chief Executive Officer **John May** and the **team** at ABF Head Office and our extended sport family, including the **Australian Olympic Committee, ASADA**, member associations, state sport Institutes, state and territory associations, regional associations, clubs, members, officials and most importantly the many volunteers; thank you all for your efforts in this last year and I look forward to working with you all again in the year ahead.



A handwritten signature in black ink, appearing to read 'Geoff Pearce', written in a cursive style.

**Geoff Pearce**  
ABF President

# MESSAGE FROM PRINCIPAL PARTNER, THE AUSTRALIAN SPORTS COMMISSION



Australian Government

Australian Sports Commission

Australia, for its small population and remoteness of location, continues to confound the world with its achievements on the international sporting stage. This position has been reached by the development of a comprehensive and effective national sport system that encourages sport and physical activity for all Australians and creates opportunities to enable those who are talented and motivated to reach their potential. This system has evolved with the strong support of the Australian Government, state / territory and local Governments, the private sector and sporting organisations at all levels.

At the national level, primary responsibility for developing and directing sport lies with national sporting organisations. On behalf of the Australian Government, the Australian Sports Commission plays central leadership, co-ordination, funding and advocacy roles in the operation of the Australian sport system, largely through the national sporting organisations. Indeed the Australian Government, through the Commission, is the major investor in Australian sport.

In 2007-08 the Australian Government, through the Commission, provided the Australian Baseball Federation (ABF) with funding of in the order of \$1.5 million for the development of the sport and its continued enhancement at the grass-root and elite levels.

The Australian Sports Commission recognises that the ABF has continued to work to build its membership base and developed a number of very worthwhile programs; such as the "Yard Ball" and "Little League" programs. Although tremendous disappointment surrounded the national team's non-qualification for the Beijing Olympic Games, I note the success of the team in achieving a best ever result at the 2007 World Cup (sixth place) as well as the ongoing success of the highly commended Major League Baseball Australian Academy Program.

On behalf of the Commission, I look forward to working with the ABF in future for the betterment of Australian sport.



**Brent Espeland**

Acting Chief Executive Officer  
Australian Sports Commission

# AUSTRALIAN BASEBALL FEDERATION

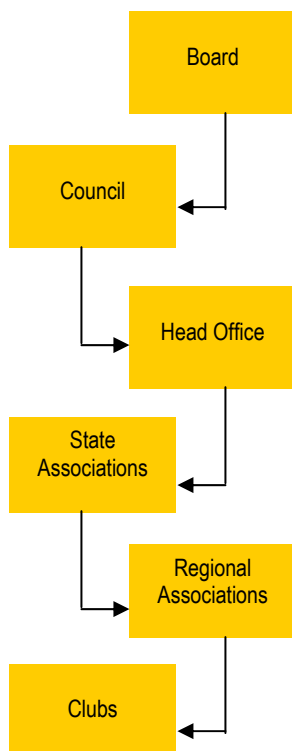
## 2007 – 2008

### ABF MISSION

“To provide national leadership and a national framework for harnessing the energies of the many Baseball people and organisations throughout Australia with the aim of building the business of Baseball for the benefit of all...

*building the business of Baseball together.”*

### ABF STRUCTURE



### ABF BOARD

Chair / Director: **Mr Geoff Pearce** (Vic)

Portfolio responsibilities: ABF President, National Competition, Sponsorship, Commercial Affairs and Governance.

Vice Chair / Director: **Mr Colin Pitt** (NSW)

Portfolio responsibilities: ABF Vice President, Baseball Development, Tournament Management Committee and Australian Provincials.

Chief Executive Officer / Director: **Mr John May** (Qld)

Portfolio responsibilities: Finance, Administration, Facilities, Sponsorship, Stakeholder Management and Strategic Planning.

Director: **Mr Ron Finlay** (NSW)

Portfolio responsibilities: International Relations (Oceania, IBAF, MLBI), Legal, Governance and Hall of Fame.

Director: **Ms Katie Bickford** (Qld)

Portfolio responsibilities: Business Development, Marketing, Member Liaison and IT.

Director: **Ms Deborah Healey** (NSW)

Portfolio responsibilities: Legal, Administrative and Appeals.

Director: **Mr Peter Williams** (Vic)

Portfolio responsibilities: Finance, Commerce, Licensing and Merchandising.

Director: **Mr David Hynes** (NSW)

Portfolio responsibilities: Olympics, High Performance and Baseball Operations.

Secretary: **Ms Michelle Anderson** (Qld)

## **ABF COUNCIL**

The Australian Baseball Federation Council consists of a representative from each State / Territory (ultimately, the President or Commissioner of that State's Board) as follows:

Australian Capital Territory: Commissioner, **Mr Theo Vassalakis**

New South Wales: Chairman, **Mr Bruce Auty**

Northern Territory: President, **Mr Monty Erickson**

Queensland: Commissioner, **Mr Neville Brockie**

South Australia: President, **Mr Kevin Jennings**

Victoria: President, **Mr Peter Dihm**

Western Australia: Chairman, **Mr David Hayes**

The Australian Baseball Federation would like to thank all Board and Council delegates for supporting Baseball and its members over the last year. We look forward to working with each of you in the coming year.

## **ABF HEAD OFFICE**

Chief Executive Officer: **Don Knapp** (Feb 95 – May 07)

Chief Executive Officer: **John May** (Oct 07 – present)

☞ Board Director

☞ Business Development

☞ Facility Development

☞ International Relations

☞ Stakeholder Management

- ☞ Strategic Planning
- ☞ Marketing / Sponsorship

Technical Officials and Competitions Manager: **Geoff Robertson** (Apr 94 – present)

- ☞ Hall of Fame Nominations
- ☞ BADA Committee
- ☞ Secretary Heritage Committee
- ☞ Secretary Tournament Management Committee
- ☞ Secretary Umpire Development Committee
- ☞ Secretary Provincials Committee
- ☞ CABS Liaison
- ☞ National Youth Championships
- ☞ World Children's Baseball Fair
- ☞ National Women's Championship
- ☞ Australian Provincial Championship
- ☞ Regional Youth Championship
- ☞ Baseball Rules
- ☞ Officials (umpires, scorers, statisticians)
- ☞ Appeals

Administration, National Website and Database Manager: **Michelle Anderson** (Oct 01 – present)

- ☞ Office Administration
- ☞ Annual General, Special, Council and Board Coordinator
- ☞ Secretary ABF Board
- ☞ BADA Committee
- ☞ National Member Registration Database
- ☞ National Websites
- ☞ Life Members' Liaison
- ☞ Annual Report
- ☞ Events, Activities and Tour Sanctions / Player Clearances / Visa Support
- ☞ E-News / Website Content

Business Manager: **Sue Weston** (Oct 01 – Sep 08)

- ☞ Finance
- ☞ Budget
- ☞ Accounts Receivable and Payable
- ☞ Insurance
- ☞ Risk Management
- ☞ Payroll
- ☞ Human Resources

High Performance Manager to General Manager Baseball Operations: **Brett Pickett** (May 02 – present)

- ☞ Baseball Operations
- ☞ International Events (World Champs / Oceania Champs and Qualifiers / Olympics / Cal Ripken / World Baseball Classic)
- ☞ National Events (Claxton Shield)
- ☞ National Teams (Men's, Women's, AAA, AA)
- ☞ Scout Liaison
- ☞ National Game Development Portfolio
- ☞ Technical Officials and Competitions Portfolio
- ☞ Anti-Doping Control Officer
- ☞ Major League Baseball Australian Academy Program
- ☞ Institute Programs
- ☞ ASC Funding

Special Projects: **Alan Weir** (Nov 04 – Jan 08)

- ☞ Sponsorship
- ☞ My Baseball Shop
- ☞ My Baseball Rewards Membership Program
- ☞ National League Liaison

National Programs and Baseball Operations Coordinator: **Ben Foster** (Feb 06 – present)

- ☞ National Programs Coordinator
- ☞ International Programs Coordinator
- ☞ Japanese Baseball Relations
- ☞ Elite Athlete Statistics and Liaison
- ☞ Major League Baseball Australian Academy Program
- ☞ Website Content
- ☞ Media Relations

National Game Development Manager: **Alan Connors** (Feb 06 – Jan 08)

National Game Development Manager: **Grant Weir** (Mar 08 – present)

- ☞ Club Development
- ☞ Coaching
- ☞ Coach Accreditation
- ☞ Lead Off Program
- ☞ Little League
- ☞ Play Ball
- ☞ Project CONNECT
- ☞ Batter Up

Administration Assistant: **Navina Parker** (Nov 06 – Aug 08)

- ☞ Office Assistant
- ☞ Customer Service
- ☞ Reception
- ☞ Tour, Event and Activities Sanctions / Player Transfers / Visa Support
- ☞ E-News and Website Content

## STATE AND TERRITORY ASSOCIATIONS

Baseball in each State and Territory is governed by a State Association office as follows:

### ACT Baseball Association (T/A Baseball ACT):



- ☞ Commissioner, Theo Vassalakis
- ☞ General Manager, Brent Phelan
- ☞ Development Officer, Kevin Johnson

### Baseball NSW:



- ☞ Chairman, Bruce Auty
- ☞ Chief Executive Officer, Glen Willott
- ☞ Admin / Accounts, Narelle Fox
- ☞ Coaching Director, Barry Holland
- ☞ Umpire Director, John Robertson
- ☞ Scorers (President), Paul McCullough
- ☞ Competitions and Communications Coordinator, Daniel Ristic



### Baseball NT:



- ☞ President, Monty Erickson
- ☞ Acting Executive Officer, Lisa Hooley
- ☞ Scoring Director, Libby Williams

### Baseball Queensland:



BASEBALL QUEENSLAND

- ☞ Commissioner, Neville Brockie
- ☞ Chief Executive Officer, Colin Dick
- ☞ Administration Manager, Peter McClenahan
- ☞ Development Officer, Gareth Jones and Shayne Watson
- ☞ Director of Umpiring, Mal Mackay
- ☞ State Director of Scoring, Dianne Connors

### Baseball SA:



- ☞ President, Kevin Jennings
- ☞ General Manager, Paul Begg
- ☞ Administration, Lauren Hill
- ☞ Development Manager, Paul Chandler
- ☞ Director of Umpiring, Paul Begg
- ☞ Director of Coaching, Ron Harvey
- ☞ Scorers (President), Carolyn Smith

### Baseball Victoria:



- ☞ President, Peter Dihm
- ☞ Chief Executive Officer, Stephen Nash
- ☞ Competitions Manager, Andrew Fennell
- ☞ Development Officer, Grant Karlsen
- ☞ Website and Media Officer, James Watson
- ☞ Director of Umpiring, Mark Gooding
- ☞ Director of Scorers, Michele Winther

### Baseball WA:



- ☞ Chairman, David Hayes
- ☞ Managing Director, Trevor Schumm
- ☞ Development Officer, Steve Fish
- ☞ Events Manager, Shane Tonkin
- ☞ President Scorers & Statisticians Association, Natalie Todd
- ☞ Umpires Advisor, David Gripper

The ABF staff work closely with the staff of the state and territory association offices and would like to offer each state / territory staff member their thanks for the support, effort and progress made working with the ABF throughout the year.

## **ABF LIFE MEMBERS:**

\* Denotes deceased.

1957: Mr Reg E Darling \*  
1976: Mr G C (Don) Mould \*  
1977: Mr J B (John) Hollander OBE \*  
1977: E (Tim) Bassingthwaite  
1978: Mr Robert J (Bob) Black \*  
1985: Mr John Anderson  
1992: Mr Neville Pratt OAM  
1993: Mr Kingsley Wellington  
2000: Mr Ken Douglas  
2000: Mr Peter Dihm  
2001: Ms Jan Thurley  
2002: Mr Trevor Jarrett  
2003: Mr Ross Straw \*  
2003: Mr Rodney Byrne OAM\*  
2004: Mr Ian Ross  
2005: Mr Alan Waldron

## **ABF COMMITTEES**

### **Tournament Management Committee**

☞ Chair: Colin Pitt  
☞ Secretary: Geoff Robertson  
☞ Member: Neil Barrowcliff  
☞ Member: Les Flower  
☞ Member: Ian Lewis  
☞ Member: Brett Pickett  
☞ Member: Bill O'Sullivan  
☞ Member: Trevor Schumm  
☞ Member: Peter Worboys

### **Heritage Committee**

☞ Chair: Ron Finlay  
☞ Secretary: Geoff Robertson  
☞ Member: Brian Davis  
☞ Member: Doug Corker  
☞ Member: Joe Clark  
☞ Member: Kevin Cantwell  
☞ Member: Lionel Harris  
☞ Member: Peter Dihm  
☞ Member: Robert Laidlaw

## **Umpire Development Committee**

☞ Secretary: Geoff Robertson  
Directors of Umpiring:  
☞ Paul Begg  
☞ Mark Gooding  
☞ David Gripper  
☞ Mal Mackay  
☞ Matthew Pearson  
☞ John Robertson  
Regional Coordinators of Umpiring:  
☞ Nathan Clegg  
☞ Bob Medlicott  
☞ Ross Picot  
☞ Steve Tibble

## **Council of Australian Baseball Scorers**

☞ Coordinator: Paula Kenning

## **Provincials Committee**

☞ Chair: Colin Pitt  
☞ Secretary: Geoff Robertson  
☞ Member: Greg Evans  
☞ Member: Ian Lewis  
☞ Member: Allan Parrot  
☞ Member: David Rice

## **High Performance Committee**

☞ Secretary: Brett Pickett  
☞ Member: Phil Dale  
☞ Member: Jon Deeble  
☞ Member: Tony Harris  
☞ Member: Pat Kelly  
☞ Member: John May

The High Performance Committee was replaced by the:

## **Baseball Operations Committee**

☞ Chair: David Hynes  
☞ Secretary: Ben Foster  
☞ Member: Brett Pickett  
☞ Member: Phil Dale  
☞ Member: Jon Deeble  
☞ Member: John May  
☞ Member: Geoff Robertson  
☞ Member: Colin Pitt  
☞ Member: Grant Weir

# ADMINISTRATION AND EXECUTIVE

**By John May, Chief Executive Officer**

## *Welcome to Baseball*

Incidentally, the welcome is referring to me, having commenced as Chief Executive Officer of the ABF in October 2007.

It has been a very enjoyable and interesting transition to Baseball from my previous role. Throughout the past year I have been introduced to all facets of the game and have formed a great appreciation of this sport; respect and admiration for what has been achieved and an appreciation and understanding for what remains to be done.

I would like to take this opportunity to share some of these thoughts and observations with you.

By any measure the sport of Baseball in Australia has been well managed from a corporate governance perspective. It has produced some great results in the high performance sport area, has a solid financial base and has operated under a Federated model with a strong and effective relationship between all of the key stakeholders. There are many sports much larger than ours that would be very envious of this situation. All of our State Associations are in good health, have independent Boards and comply with the Australian Sports Commission (ASC) guidelines.

Our participation numbers are growing as Baseball membership grew by four percent from 2006/07 to 2007/08. We have some significant regional fluctuations and our overall share of people who participate in activities organised by a club or association has a great deal of upside. Growing the participation numbers is naturally an ongoing key objective.

The implementation cost of Baseball, particularly through T-Ball, is comparatively low. We meld into the country's social inclusion strategy as we cater to a broad range of ages, both genders and the ABF has well established indigenous and disability programs.

These facts combined with a major objective of the Federal Government to improve community sport and grass roots programs, ensures that our sport is well positioned for the future.

My own initiation into the world of Australian Baseball commenced with the 2008 Claxton Shield; which heralded a home-and-away format and highlighted games played in each state. The 2008 Claxton Shield provided the opportunity to run a 'test event' and negotiations are now complete to further expand the Claxton Shield competition for its "Diamond Anniversary" being its 75th year. All of these activities have been designed to develop a path for the return of a much anticipated and extremely crucial national league.

The negotiations and preparations for a national competition are continuing and progressing well, although we all understand that it is a lengthy and frustrating process. However, I am hopeful that members understand that the ABF Board has been faced with a choice of either saying nothing until an agreement has been signed, or give updates that can change or modify. I would also reinforce the need for sound financial modeling to ensure a new national competition is sustainable. This is demonstrated by the recent announcements from Basketball and Rugby which underline the financial impact of getting it wrong.

As most people would be aware, despite a Silver Medal result for Australia in the 2004 Athens Olympic Games, Australia did not qualify for the 2008 Beijing Olympic Games. Unlike their competitors Canada, Korea, Taiwan, Mexico and Spain, who capitalised on their second chance to qualify for the Olympics after failing to qualify in the first round of their respective international divisions, Australia was given just one chance to qualify. Naturally it was disappointing not to qualify and very unfortunate that many of our professional players were not available for team selection, given that the event clashed with the MLB spring training period.

However, it was inspiring to see so many of our talented Australian players training with MLB clubs in this period and moving towards a professional career in Baseball and the absence of some of our more experienced players also allowed our coaching panel to select an unprecedented eight players for their international debuts.

Many of you will know that in 2005, Baseball and Softball were each voted out of the 2012 summer games in London by the International Olympic Committee, a controversial move that the International Baseball Federation and other Baseball advocacy groups are working hard to reverse. Baseball could return in 2016 if we gain the support of the International Olympic Committee. The decision is expected late in 2009, at the same meeting that the Host City for the 2016 Olympic Games will be selected between Chicago, Tokyo, Madrid and Rio de Janeiro. There will be a number of support initiatives at both national and international levels leading up to this vote and I would ask that you support our efforts, as maintaining an Olympic program for Baseball is a critical objective.

In closing, I would like to acknowledge and thank the efforts of the many individuals and stakeholders who have contributed or achieved during the last year.

Congratulations to **Perth HEAT** for winning the 2007/08 Claxton Shield and to the **New South Wales Patriots** for making the Final.

Congratulations to all winners and inductees at the Baseball Australia Diamond Awards that were held at the Radisson Resort Gold Coast in March 2008 and good luck to all those nominated who will attend this year's awards on Saturday, 28 February 2009 at the Rydges Hotel situated in Carlton, Melbourne.

Thank you to our key strategic partners, including the **Australian Sports Commission, Major League Baseball** and the **Australian Olympic Committee**, and our **State Sport Institutes**.

Thank you also to our corporate partners, including preferred suppliers, licensees and event sponsors, and in particular **Edge85** and **Bruce Edwards**, as well as our friends at **AIOFP**, including **Shawn Richard, Peter Johnson** and **Peter Wood**.

To the membership of the ABF, including **State and Territory Associations, Regional Associations, Club Members** and **Officials**, Army of **Volunteers** and in particular the **State Executive Officers**, I would like you to know that your efforts are greatly valued.

Finally, on a personal note, I would like to thank the ABF Board and the ABF Staff.

# BASEBALL OPERATIONS

By Brett Pickett, General Manager Baseball Operations

## EXECUTIVE SUMMARY

The 2007 / 08 financial year will always be remembered as one of mixed emotion and 'what ifs' for the High Performance division and dare I say, for the ABF.

There were moments of extreme joy as we watched our national senior team mix it with the world's best as they finished in sixth place at the World Cup, securing our best ever World Cup result in the process (only a world beating display by a dominating Japanese pitcher keeping us from the medal round). Unfortunately, there were also moments of sheer agony as we watched our team come agonisingly close to Olympic qualification, finishing fourth at the final Olympic qualification tournament (a top three finish was required), leaving us to lick our wounds from the sideline, unable to capitalise on our Silver medal performance at the 2004 Olympics. What could have been, had a fair and equitable qualification process been in place?

The rest of the year was kept busy with the staging of the annual Major League Baseball Australian Academy Program (MLBAAP), the Cal Ripken World Series tour, the national women's team camp and of course, the staging of the Claxton Shield, which took another step towards the National League with the reintroduction of the 'home and away' competition format.

This previous year also saw a change of director for the High Performance division. Long serving High Performance director Geoff Pearce stepped aside to concentrate further on his Presidential duties. Geoff's High Performance portfolio was handed over to recently appointed board member David Hynes. I'd like to take this opportunity to thank **Geoff** for his years of guidance and support during his tenure in the role, a time that saw us secure our first and only ever Olympic medal. Many thanks for your time and advice Geoff. I would also like to welcome **David** to the role. David is a former national team player whose experience I'm sure will come in handy as we transition into what we hope will be a 'temporary' non-Olympic period for the next four years. Welcome aboard David.

It would be remiss of me also if I did not take this opportunity to also thank former ABF President and ASC Chief Executive Officer, **Mark Peters**, for his valued support and involvement in the MLBAAP for the past eight years. Mark has moved onto an international position and as such will no longer be involved in any official capacity with the program, so I'd like to express my gratitude and appreciation for his long term commitment to the program and our sport in general. Good luck with your new position Mark.

The immediate future for the High Performance division, indeed for the ABF, is an important one. We eagerly await the decision of the International Olympic Committee regarding Baseball's reinstatement into the 2016 Olympic Games. The 2009 World Baseball Classic is just around the corner and the Claxton Shield will again take another large step towards the national league as it moves into a true national competition format. We are well placed to capitalise on this all important period in our sports history and ensure its on-going growth.

## SIS/SAS NETWORK

Baseball remained one of the few national sports in Australia to again support six institute programs over the previous year. This network represents a value-added annual investment of approximately \$500,000 from non-Baseball specific entities.

We have been able to maintain this highly effective network of youth development programs across the country through the efficient management of all stakeholder relationships, the maintenance of comparatively low operating budgets and the achievement of key performance indicators and unexpected results.

As we transition into the post Olympic period and consider our options amidst an environment of unpredictable funding levels and changing priorities for our institute partners, the ABF remains committed to maintaining a network of underpinning youth development programs across the country as it provides the foundation for the future growth and sustainable success of our various national teams.

## **NATIONAL SENIOR TEAM**

### **XXXVII IBAF Baseball World Cup Chinese Taipei, 6-18 NOVEMBER 2007**

November's World Cup event kicked off one of the busiest summer programs ever undertaken by the Australian national team; a program that saw plenty of highlights and reconfirmed our status as genuine contenders on the international stage.

After a series of somewhat disappointing performances by the senior team in the wake of the breathtaking Silver medal in 2004, the pressure was on for Manager Jon Deeble and his troops to reaffirm the tenacious reputation of our Baseball elite.

As in previous years, the timing of the November World Cup was not ideal for the vast majority of our best players; forced to put their scheduled off-season rest temporarily on-hold, prolonging their already arduous professional season. But when the call went out, Australia was still able to field one of its strongest national sides in years, boasting five US major league players, seven Olympic Silver medalists and an unprecedented 22 overseas professionals.

When the action got underway, Australia faced reigning World Champions Cuba in their opening game in what proved to be a titanic struggle that would set the tone for the remainder of their 2007 campaign.

Leading 2-1, with two outs in the final frame, the Aussies were just one strike away from an upset before the seemingly inevitable Cuban comeback reared its head in the way of two "clutch" home runs in the last two innings to steal victory in the bottom of the tenth.

Despite the loss, the game only proved that this squad could mix it with the world's best and was the launching pad for an impressive run to follow.

The Aussies proceeded to go 6-0 over their next six games, in which four of the wins came courtesy of last inning heroics, including three in "walk-off" fashion against The Netherlands, Venezuela and Korea respectively.

But a semi-final match-up against Japan (who was led by the tournament's most dominant pitcher) brought Australia's run to an abrupt halt courtesy of a 3-0 quarter final loss.

In the end, Australia would finish the tournament in sixth place overall; still good enough for their highest ever ranking in an official IBAF World Cup event.

Individual standouts for Australia were **Greg Whiltshire** (Best Pitcher) and **Trent Oeltjen** (Team MVP) who both enjoyed brilliant tournaments. Oeltjen in particular was incredible, finishing as the World Cup's leading hitter, leading run scorer and being named as the starting centre fielder of the World All-Star team.

## 2007 World Cup Official Roster

	FIRST NAME	LAST NAME	POSITION	THROW	BATS	UNI #	STATE	AGE
1	Adam	Blackley	LHP	Left	Left	15	VIC	22
2	Travis	Blackley	LHP	Left	Left	27	VIC	25
3	Thomas	Brice	Outfield	Left	Left	21	SA	26
4	Adam	Bright	LHP	Left	Left	11	VIC	23
5	Adrian	Burnside	LHP	Left	Right	20	NT	30
6	Michael	Collins	1st Base	Right	Right	7	ACT	23
7	Tristan	Crawford	RHP	Right	Right	31	QLD	25
8	Gavin	Fingleson	Infield	Right	Switch	4	NSW	31
9	Andrew	Graham	Catcher	Right	Right	13	NSW	25
10	Bradley	Harman	Shortstop	Right	Right	12	VIC	21
11	Joshua	Hill	RHP	Right	Right	38	NSW	24
12	Justin	Huber	Outfield	Right	Right	6	VIC	25
13	Luke	Hughes	2nd Base	Right	Right	16	WA	23
14	Mathew	Kent	Catcher	Right	Left	29	VIC	27
15	Scott	Mitchinson	RHP	Right	Right	35	WA	22
16	Trent	Oeltjen	Outfield	Left	Left	8	NSW	24
17	Ben	Risinger	Infield	Right	Right	36	WA	29
18	Brett	Roneberg	Outfield	Left	Left	17	QLD	28
19	Dushan	Ruzic	RHP	Right	Right	32	NT	25
20	Bradley	Thomas	LHP	Left	Left	34	NSW	30
21	Richard	Thompson	RHP	Right	Right	19	NSW	23
22	Glenn	Williams	3rd Base	Right	Switch	18	NSW	30
23	Greg	Wiltshire	RHP	Right	Right	39	VIC	27
24	Brendan	Wise	RHP	Right	Right	28	WA	21
<b>COACHING STAFF</b>								
	Jon	Deeble	Head Coach			24	VIC	
	Tony	Harris	3rd Base Coach			2	SA	
	Patrick	Kelly	1st Base Coach			10	SA	
	Philip	Dale	Pitching Coach			43	VIC	
	Paul	Elliott	Assistant Coach			33	NSW	
<b>SUPPORT STAFF</b>								
	David	Nagy	Executive Officer				NSW	
	Bruce	Rawson	Physiotherapist				QLD	
	Gary	McCoy	Performance Coach				VIC	
	Philip	Jauncey	Psychologist				QLD	
	Neil	Burke	Advanced Scout				VIC	

## 2007 World Cup Official Results

AUSTRALIA vs		
Pool Games	Cuba	Loss 3-2
	Netherlands	Win 4-3
	Venezuela	Win 7-4
	Thailand	Win 26-1
	Korea	Win 2-1
	Germany	Win 4-2
	Canada	Win 7-6
	Quarter Final	Japan
Supplementary Final	Mexico	Win 7-1
Play Offs 5 <sup>th</sup> vs 6 <sup>th</sup>	Korea	Loss 5-2

## 2007 World Cup Final Standings

USA	Gold
Cuba	Silver
Japan	Bronze
Netherlands	4 <sup>th</sup>
Korea	5 <sup>th</sup>
Australia	6 <sup>th</sup>
Mexico	7 <sup>th</sup>
Chinese Taipei	8 <sup>th</sup>
Panama/Canada	Tied 9 <sup>th</sup>
Italy/Venezuela	Tied 11 <sup>th</sup>
Spain/Germany	Tied 13 <sup>th</sup>
South Africa/Thailand	Tied 15 <sup>th</sup>

## 2007 World Cup – Final Team Statistics

BATTING													
Player	AVG	PA	AB	R	H	2B	3B	HR	RBI	TB	BB	SO	SLG
OELTJEN, Trent	.523	50	44	12	23	2	1	0	5	27	4	8	.614
HUBER, Justin	.381	47	42	5	16	4	0	0	9	20	2	3	.476
RISINGER, Ben	.346	34	26	1	9	2	0	0	6	11	3	7	.423
HUGHES, Luke	.333	39	36	6	12	3	0	2	9	21	2	11	.583
KENT, Matthew	.316	21	19	5	6	2	1	0	5	10	1	2	.526
WILLIAMS, Glenn	.286	45	42	6	12	3	0	2	8	21	3	8	.500
BRICE, Tom	.286	36	35	5	10	2	0	1	6	15	0	6	.429
FINGLESON, Gavin	.286	16	14	5	4	3	0	0	5	7	1	1	.500
HARMAN, Brad	.275	47	40	11	11	4	0	0	4	15	5	10	.375
RONEBERG, Brett	.231	31	26	3	6	3	0	0	1	9	4	3	.346
GRAHAM, Andrew	.231	20	13	0	3	1	0	0	1	4	2	4	.308
COLLINS, Michael	.217	27	23	2	5	1	0	0	1	6	3	3	.261
<b>TOTALS</b>	<b>.325</b>	<b>413</b>	<b>360</b>	<b>61</b>	<b>117</b>	<b>30</b>	<b>2</b>	<b>5</b>	<b>60</b>	<b>166</b>	<b>30</b>	<b>66</b>	<b>.461</b>



**PITCHING**

<b>Player</b>	<b>ERA</b>	<b>G</b>	<b>GS</b>	<b>W</b>	<b>L</b>	<b>SV</b>	<b>IP</b>	<b>H</b>	<b>R</b>	<b>ER</b>	<b>BB</b>	<b>SO</b>	<b>OBA</b>
RUZIC, Dushan	0.00	4	1	0	0	0	9.1	6	0	0	2	8	.182
RONEBERG, Brett	0.00	1	0	0	0	0	1.0	0	0	0	0	1	.000
BLACKLEY, Adam	1.42	2	2	1	0	0	12.2	10	2	2	5	5	.227
BLACKLEY, Travis	1.64	2	2	0	1	0	11.0	10	3	2	4	7	.263
THOMAS, Brad	2.08	5	0	1	0	2	4.1	5	1	1	1	3	.313
WILTSHIRE, Greg	2.25	3	2	1	1	0	12.0	10	4	3	2	8	.222
MITCHINSON, Scott	2.35	3	1	1	0	0	7.2	2	2	2	1	6	.080
BRIGHT, Adam	2.45	6	0	2	0	0	3.2	5	2	1	2	3	.333
CRAWFORD, Tristan	2.45	5	0	0	0	0	3.2	5	1	1	3	2	.313
THOMPSON, Richard	2.45	3	0	0	1	0	3.2	3	1	1	2	7	.214
FINGLESON, Gavin	3.00	1	0	1	0	0	3.0	4	1	1	0	0	.308
WISE, Brendan	5.40	5	0	0	0	0	6.2	6	4	4	1	6	.250
HILL, Josh	6.35	4	1	0	0	0	6.1	8	4	4	4	6	.308
BURNSIDE, Adrian	7.20	3	1	0	0	0	5.0	10	4	4	3	4	.455
<b>TOTALS</b>	<b>2.60</b>	<b>10</b>	<b>10</b>	<b>7</b>	<b>3</b>	<b>2</b>	<b>90.0</b>	<b>84</b>	<b>29</b>	<b>26</b>	<b>30</b>	<b>66</b>	<b>.251</b>

2007 IBAF BASEBALL WORLD CUP  
AUSTRALIA



Jon Deeble #24

MANAGER



Tony Harris #2

3rd BASE COACH



Pat Kelly #10

1st BASE COACH



Phil Dale #43

PITCHING COACH



Paul Elliott #33

BENCH COACH



Adam Blackley #15

LHP



Travis Blackley #27

LHP



Tom Brice #21

OUTFIELD



Adam Bright #11

LHP



Adrian Burnside #20

LHP



Michael Collins #7

UTILITY



Tristan Crawford #31

RHP



Gavin Fingleton #4

UTILITY



Andrew Graham #13

CATCHER



Brad Harman #12

SHORTSTOP



Josh Hill #38

RHP



Justin Huber #6

OUTFIELD



Luke Hughes #16

2nd BASE



Mathew Kent #29

CATCHER



Scott Mitchinson #35

RHP



Trent Oatjen #8

OUTFIELD



Ben Risinger #36

OUTFIELD



Brett RONEBERG #17

1st BASE



Dushan Ruzic #32

RHP



Brad Thomas #34

LHP



Richard Thompson #19

RHP



Glenn Williams #18

3rd BASE



Greg Wiltshire #39

RHP



Brendan Wise #28

RHP



David Nagy

EXECUTIVE OFFICER



Bruce Rawson

PHYSIOTHERAPIST



Dr Phil Jauncey

PSYCHOLOGIST



Neil Burke

ADVANCED SCOUT



Gary McCoy

TRAINER

**Japan Australia Friendship Series  
Fukuoka, Japan, 22-23 November 2007**

Directly following the 2007 World Cup, the senior team took a hop, skip and jump across the water to Fukuoka, Japan, for a two-game exhibition series against the Japanese Olympic team featuring a multi-million dollar payroll.

The games were part of a landmark deal struck between Nippon Professional Baseball (NPB) and the ABF and designed to put the finishing touches on Team Japan's preparations ahead of their Asian Olympic qualifier.


Over 45,000 fans packed the Fukuoka Yahoo! JAPAN Dome to watch the exhibition series and while Australia ended on the wrong side of the ledger in both contests, the Aussies walked away with a new legion of Japanese fans.

**Box Score – Game 1**

	1	2	3	4	5	6	7	8	9	R	H	E
AUSTRALIA	0	0	0	0	0	0	0	0	0	0	2	1
JAPAN	1	0	0	1	0	0	0	4	x	6	12	0

**Box Score – Game 2**

	1	2	3	4	5	6	7	8	9	R	H	E
JAPAN	0	0	3	2	0	0	0	0	0	5	11	0
AUSTRALIA	1	0	0	0	0	0	0	0	0	1	8	1



**2007 AUSTRALIAN NATIONAL TEAM**

STANDING (L to R): Gary McCoy (Performance Coach), Bruce Rawson (Physiotherapist), Richard Thompson, David Nagy (Ex. Officer), Phil Dale (Pitching Coach), Pat Kelly (1st Base Coach), Brendan Wise, Jon Deeble (Manager), Mat Kent, Trent Oeltjen, Tom Brice, Adam Blackley, Dushan Ruzic, Andrew Graham, Michael Collins, Josh Hill, Brad Thomas, Ben Rizinger, Scott Mitchinson, Tony Harris (3rd Base Coach), Paul Elliott (Bench Coach)  
 KNEELING (L to R): Adam Bright, Brendan Kingman, Greg Wiltshire, Glenn Williams, Brett Roneberg, Luke Hughes, Justin Huber, Adrian Burnside, Travis Blackley

**2008 Canada v Australia Friendship Series  
Redland, Gold Coast, 28 February – 2 March 2008**

The Australian team played host to the Canadian national side in a five-game showdown as both countries prepared for the final Olympic qualifying tournament in Taiwan in March.

The series, held in Brisbane and the Gold Coast from 28 February to 2 March, also doubled as the Australian team's final stage of selection trials and was a highlight for local fans that were treated to some of the national squad's emerging young talent.

The games against Canada also marked the first time the national team has hosted the North American powerhouses on home soil in well over a decade and lived up to promises of delivering a thrilling showcase between two evenly matched teams.

**Box Score – Game 1**

	1	2	3	4	5	6	7	8	9	R	H	E
<b>CANADA</b>	0	0	2	1	0	0	0	0	0	3	6	1
<b>AUSTRALIA</b>	0	0	0	0	5	0	0	0	x	5	4	0

**Box Score – Game 2**

	1	2	3	4	5	6	7	8	9	R	H	E
<b>AUSTRALIA</b>	0	0	0	1	0	0	0	0	0	1	2	0
<b>CANADA</b>	4	1	2	0	0	0	1	2	x	10	15	2

**Box Score – Game 3**

	1	2	3	4	5	6	7	8	9	R	H	E
<b>CANADA</b>	0	0	0	0	2	0	0	6	0	8	15	2
<b>AUSTRALIA</b>	4	1	0	0	0	3	0	0	0	8	7	3

**Box Score – Game 4**

	1	2	3	4	5	6	7	8	9	R	H	E
<b>AUSTRALIA</b>	0	0	0	4	0	0	1	0	0	5	8	2
<b>CANADA</b>	1	0	0	3	0	1	0	4	x	9	12	3

**Box Score – Game 1**

	1	2	3	4	5	6	7	8	9	R	H	E
<b>CANADA</b>	0	1	0	2	1	0	0	0	X	4	5	1
<b>AUSTRALIA</b>	0	0	0	0	0	0	1	0	x	1	7	0

## 2008 Canada vs Australia Friendship Series Roster

UNI #	First Name	Last Name	Pos	B	T	MLB Organization (LEVEL)	Age
5	James	BERESFORD	SS	S	R	Minnesota Twins (A)	19
38	Daniel	BERG	INF/OF	R	R	Minnesota Twins (A)	23
39	PJ	BEVIS	RHP	R	R	Former Arizona Diamondbacks	27
15	Adam	BLACKLEY	LHP	L	L	Boston Red Sox (A+)	23
23	Phil	BRASSINGTON	RHP	R	R	Former Kansas City Royals (AA)	37
21	Tom	BRICE	OF	L	L	Former Chicago White Sox (AA)	26
16	Mitch	DENING	OF	L	R	Boston Red Sox (A)	19
19	Gavin	DLOUHY	RHP	R	R	New York Mets (A)	19
11	Brad	DUTTON	SS	R	R	N/A	25
6	Mitch	GRAHAM	INF/OF	R	R	Former Philadelphia Phillies (A)	22
13	Liam	HENDRIKS	RHP	R	R	Minnesota Twins (A)	19
4	Luke	HUGHES	2B	R	R	Minnesota Twins (AA)	23
32	Mark	KELLY	RHP	R	R	Former Philadelphia Phillies (A)	23
8	Steve	KENT	LHP	L	L	Atlanta Braves(A)	18
27	Mat	KENT	C	L	R	Former Boston Red Sox (AA)	28
22	Brendan	KINGMAN	INF	R	R	Former Seattle Mariners (AAA)	34
3	Andrew	KYLE	SS	L	R	N/A	26
37	James	LINGER	INF/OF	R	R	Atlanta Braves(A)	17
35	Scott	MITCHINSON	RHP	R	R	Oakland Athletics (A)	23
33	Chris	MOWDAY	RHP	R	R	Former Toronto Blue Jays (A)	26
29	Joel	NAUGHTON	C	L	R	Philadelphia Phillies (A)	22
25	Drew	NAYLOR	RHP	R	R	Philadelphia Phillies (A)	22
26	Ben	RISINGER	INF/OF	R	R	Former San Diego Padres (AAA)	30
17	Brett	RONEBERG	OF	L	L	Former Pitsburg Pirates (AA)	29
30	David	SUTHERLAND	1B	L	L	Former Los Angeles Dodgers (A)	22
9	Brad	TIPPETT	RHP	R	R	Minnesota Twins (A)	20
31	Andrew	UTTING	1B / C	S	R	Former Baltimore Orioles (AAA)	30
7	Paul	WEICHARD	OF	S	L	Former Arizona Diamondbacks	28
34	Stefan	WELCH	3B	L	R	New York Mets (A)	19
18	Glenn	WILLIAMS	3B	S	R	Former Minnestota Twins (MLB)	30
28	Brendan	WISE	RHP	R	R	Detroit Tigers (AA)	22
<b><u>Coaches &amp; Staff</u></b>							
UNI #	First Name	Last Name	Pos				
24	Jon	DEEBLE	Manager				
2	Tony	HARRIS	3B Coach				
43	Phil	DALE	Pit. Coach				
10	Pat	KELLY	1B Coach				
N/A	Hardy	Sattler	Physio				
N/A	David	NAGY	E.O				

The five-game series followed closely on the heels of a two-game exhibition schedule in Sydney that saw the Australian squad match-up against the NSW Patriots at Blacktown Olympic Park on 22 and 23 February.



**2008 Final Olympic Qualifying Tournament  
Taichung, Taiwan, 7-14 March 2008**

Despite being reigning Olympic Silver medalists, Australia was left with an unenviable “do-or-die” scenario in order to qualify for Beijing.

As one of only two nations in the Final-8 tournament who were not given a previous opportunity to progress via direct regional qualification, it seemed the odds were already stacked against the Aussies. Add to that the March timing of the event that ruled out many of Australia's more experienced professionals to US spring training commitments and it was always going to be a Herculean effort to book a ticket to China.

However, that was never going to put a dampener on the hopes of the Aussies who took advantage of the unique set of circumstances to blood an unprecedented eight players who made their senior team debuts in the qualifying event.

Again led by manager Jon Deeble, Aussie pundits were able to witness a squad that could well form the nucleus of Australian national teams for years to come, including 13 players under the age of 25 and three of whom had not yet seen their 20th birthdays. Included in that group was 19-year-old Liam Hendriks fresh off his 2008 Claxton Shield Rookie of the Year campaign, 18-year-old Steve Kent who won the 2007 ABF Youth Player of the Year and James Linger who became the first 17-year-old to play for his country since current major leaguer Chris Snelling won Gold with the Aussies at the 1999 Intercontinental Cup.

Needing to place in the top three of the eight-nation tournament, Australia finished painfully close to qualifying, just one victory short of a remarkable campaign thanks predominantly to narrow losses to Mexico and Chinese Taipei.

**2008 Final Olympic Qualifying Tournament Official Results**

AUSTRALIA vs.	
Germany	Win 4-1
Korea	Loss 16-2
Canada	Win 10-5
Mexico	Loss 7-4
Chinese Taipei	Loss 5-0
Spain	Win 9-0
South Africa	Win 13-11

**2008 Final Olympic Qualifying Tournament Final Standings**

COUNTRY	PLACE
Korea	Qualified
Canada	Qualified
Chinese Taipei	Qualified
Mexico	4th
Australia	5th
Germany	6 <sup>th</sup>
Spain	7 <sup>th</sup>
South Africa	8 <sup>th</sup>



Luke Hughes was one of Australia's standout performers at the 2008 FOQT in Taiwan

## 2008 Final Olympic Qualifying Tournament Roster

	FIRST NAME	LAST NAME	POSITION	THROW	BATS	UNI #	STATE	AGE
1	Daniel	BERG	INF/OF	R	R	6	VIC	23
2	Adam	BLACKLEY	LHP	L	L	15	VIC	23
3	Tom	BRICE	OF	L	L	21	SA	26
4	Adam	BRIGHT	LHP	L	L	11	VIC	23
5	Brad	DUTTON	SS	R	R	5	QLD	25
6	Liam	HENDRIKS	RHP	R	R	4	WA	19
7	Luke	HUGHES	2B	R	R	16	WA	23
8	Mark	KELLY	RHP	R	R	32	WA	23
9	Mat	KENT	C	R	L	27	VIC	28
10	Steve	KENT	LHP	L	L	8	ACT	18
11	Brendan	KINGMAN	INF	R	R	22	NSW	34
12	James	LINGER	INF/OF	R	R	19	QLD	17
13	Paul	MILDREN	LHP	L	L	20	SA	23
14	Scott	MITCHINSON	RHP	R	R	35	WA	23
15	Chris	MOWDAY	RHP	R	R	34	QLD	26
16	Joel	NAUGHTON	C	R	L	29	QLD	22
17	Ben	RISINGER	INF/OF	R	R	26	WA	30
18	Brett	RONEBERG	OF	L	L	17	QLD	29
19	Brad	TIPPETT	RHP	R	R	9	NSW	20
20	Andrew	UTTING	C / 1B	R	S	31	QLD	30
21	Paul	WEICHARD	OF	L	S	7	VIC	28
22	Glenn	WILLIAMS	3B	R	S	18	NSW	30
23	Greg	WILTSHIRE	RHP	R	R	39	VIC	28
24	Brendan	WISE	RHP	R	R	28	WA	22
<b>COACHING STAFF</b>								
	Jon	Deeble	Head Coach			12	VIC	
	Tony	Harris	3rd Base Coach			2	SA	
	Patrick	Kelly	1st Base Coach			10	SA	
	Philip	Dale	Pitching Coach			43	VIC	
	Andy	Kyle	Assistant Coach			3	WA	
<b>SUPPORT STAFF</b>								
	David	Nagy	Executive Officer				NSW	
	Hardy	Sattler	Physiotherapist				QLD	
	Neil	Burke	Advanced Scout				VIC	

## 2008 Final Olympic Qualifying Tournament Final Team Stats

PLAYERS	GP	PA	AB	R	H	2B	3B	HR	RBI	BB	SO	SB	CS	SLG%	Bave
KENT, MAT	3	9	9	1	5	0	0	0	1	0	0	0	0	.556	.556
HUGHES, LUKE	7	26	23	4	12	0	0	1	8	3	5	1	1	.652	.522
UTTING, ANDREW	5	11	6	2	3	0	0	0	1	4	2	0	1	.500	.500
WILLIAMS, GLENN	7	29	25	4	10	0	0	0	5	4	1	0	1	.400	.400
KINGMAN, BRENDAN	5	16	15	1	6	2	0	0	6	1	2	0	0	.533	.400
BRICE, TOM	7	28	23	9	8	3	0	0	2	2	1	0	1	.478	.348
BERG, DANIEL	7	30	26	7	8	2	1	0	5	3	6	1	0	.462	.308
RISINGER, BEN	7	31	30	6	8	1	0	1	4	0	3	0	0	.400	.267
LINGER, JAMES	4	8	8	2	2	0	0	0	1	0	1	1	0	.250	.250
WEICHARD, PAUL	7	33	31	2	7	2	0	0	2	2	10	0	1	.290	.226
RONENBERG, BRETT	3	10	9	2	1	1	0	0	3	1	2	0	0	.222	.111
DUTTON, BRAD	7	20	19	2	2	0	0	0	0	0	6	0	1	.105	.105
NAUGHTON, JOEL	5	12	11	0	0	0	0	0	1	1	2	0	0	.000	.000
<b>TOTALS</b>	<b>7</b>	<b>263</b>	<b>235</b>	<b>42</b>	<b>72</b>	<b>11</b>	<b>1</b>	<b>2</b>	<b>39</b>	<b>21</b>	<b>41</b>	<b>3</b>	<b>6</b>	<b>.387</b>	<b>.306</b>

PITCHERS	W	L	ERA	G	GS	CG	SHO	SV	IP	H	R	ER	HR	BB	K
HENDRIKS, Liam	0	0	0.00	2	0	0	0	0	5.0	2	1	0	0	1	6
WEICHARD, PAUL	0	0	0.00	1	0	0	0	0	2.0	0	0	0	0	0	3
MITCHINSON, SCOTT	0	0	1.23	2	0	0	0	1	7.1	8	2	1	0	0	5
WISE, Brendan	0	0	3.00	2	0	0	0	0	3.0	3	1	1	0	2	1
BLACKLEY, Adam	0	0	3.60	1	1	0	0	0	5.0	5	3	2	0	1	9
MILDREN, PAUL	1	1	4.50	2	2	0	0	0	10.0	9	5	5	0	3	10
TIPPET, BRAD	1	0	4.50	2	0	0	0	0	4.0	3	2	2	1	1	3
KENT, STEVE	1	0	5.87	2	1	0	0	0	7.2	13	10	5	2	3	7
WILTSHIRE, GREG	0	1	7.20	2	2	0	0	0	5.0	4	4	4	0	2	6
BRIGHT, ADAM	0	1	9.00	3	0	0	0	1	3.0	3	5	3	0	1	3
KELLY, MARK	0	0	14.73	2	0	0	0	0	3.2	5	6	6	0	3	5
MOWDAY, CHRIS	1	0	16.20	2	0	0	0	0	3.1	5	6	6	1	4	3
<b>TOTALS</b>	<b>4</b>	<b>3</b>	<b>5.34</b>	<b>4</b>	<b>0</b>	<b>0</b>	<b>0</b>	<b>2</b>	<b>59.0</b>	<b>60</b>	<b>45</b>	<b>35</b>	<b>4</b>	<b>21</b>	<b>61</b>



2008 IBAF FOQT  
AUSTRALIA



Jon Deeble #12

MANAGER



Tony Harris #2

3rd BASE COACH



Pat Kelly #10

1st BASE COACH



Phil Dale #43

PITCHING COACH



Andy Kyle #3

BENCH COACH



Adam Blackley #15

LHP



Daniel Berg #6

UTILITY



Tom Brice #21

OUTFIELD



Adam Bright #11

LHP



Brad Dutton #5

SHORTSTOP



Liam Hendriks #4

RHP



Luke Hughes #16

2nd BASE



Mark Kelly #32

RHP



Mathew Kent #29

CATCHER



Steven Kent #8

LHP



Brendan Kingman #22

1st BASE



James Linger #19

UTILITY



Paul Milchen #20

LHP



Scott Mitchinson #35

RHP



Chris Mowday #34

RHP



Joel Naughton #29

CATCHER



Ben Risinger #36

OUTFIELD



Brett RONEBERG #17

1st BASE



Brad Tippett #9

RHP



Andrew Utting #31

UTILITY



Paul Weichard #7

OUTFIELD



Glenn Williams #18

3rd BASE



Greg Wittshire #39

RHP



Brenden Wise #28

RHP



David Nagy

EXECUTIVE OFFICER




Hardy Sattler

PHYSIOTHERAPIST



Neil Burke

ADVANCED SCOUT



## 2007 / 2008 YOUTH NATIONAL TEAM PROGRAM

After retaining the title of Oceanic Champions in February 2007, the Australian Under-17 or "AA" squad, was set to contest the IBAF World Championship in San Cristobel, Venezuela, in August the same year.

After some initial security concerns regarding the safety of the region were raised by a number of the competing nations, the IBAF began examining the specific nature of the potential threats to participant safety. Ultimately, the unfortunate decision to cancel the 2007 IBAF 'AA' World Championship was made and as such Australia did not participate in official international youth competition in 2007 / 08.

## 2007 WOMEN'S PROGRAM

With 2007 representing an "off" year between bi-annual World Cup events, the national women's program took the opportunity to implement a rebuilding and development phase looking ahead to the 2008 season. As part of this process, a 30-strong target squad was chosen to undergo an intensive domestic training camp in Melbourne from 30 November to 3 December 2007.

Utilising the Monash University Baseball facility, the camp was designed to further enhance the national women's program with a specific focus given to implementing some key initiatives that have proven successful with the men's Olympic team in recent years.

A switch in roles amongst the staff saw head coach **John Gaynor** take the reigns from Assistant **Kane Longstaff**, with the new addition of pitching specialist **Tim Ballard** further bolstering the ranks.

During the course of the camp, the squad was also treated to expert advice from the national men's coach **Jon Deeble**, as well as targeted sports science presentations from **Phil Jauncey** (sports psychology) and **Bruce Rawson** (athlete recovery and training techniques).

While the squad boasted a number of established national team alumni, one of the most promising aspects of the 2007 program was the number of fresh faces exposed to the national squad for the first time.

With almost half of the players yet to see their 20th birthdays at the time of the camp, 2007 certainly shone a light on the very bright future for the Australian women's team in years to come.

Surname	First	AGE
Catford	Angela	33
Fellows	Julia	18
Fellows	Romi	18
Gaynor	Katie	30
Lovering	Tahnee	19
Maclean	Brooke	26
McDonald	Tahlia	18
McEvoy	Alyx	16
McMillan	Kim	17
Neads	Laura	17
Vella	Loren	21
Saggus	Stacey	19
Schulte	Kimberley	18
Sexton	Karina	23
Wagner	Laura	17
Surname	First	AGE
Gregory	Mel	31
Hamilton	Sam	34
Hough	Jade	28
Lillywhite	Shae	22
Manzie	Kelly	24
McCann	Amy	28
Patowski	Emma	
Wearne	Simone	26
Welsh	Kathy	28
Whitaker	Melissa	31
Whittam	Clare	25
Barclay	Jacinda	15
Crosby	Rebecca	16
Kreppold	Christina	23
Rawlings	Natalie	15

## 2007 CAL RIPKEN PROGRAM

### Cal Ripken World Series Aberdeen, Maryland, USA, 11-18 August 2007

For years the Australian Cal Ripken program has proven to be a “crystal ball” of sorts when it comes to identifying the next crop of Australian Baseball stars and with the success of the 2007 tour, Aussie fans should look out for a number of these names in the decade ahead.

In what is openly recognised as one of the World's most fiercely contested youth sporting events, the Australian squad again did us proud; this time coming up just short of qualifying as the international representative in the tournament final.

Unfortunately for the team, a reminder of the cruelty of the “Baseball Gods” came at the worst possible time ...2 outs, bottom of the last inning, clinging to a well earned 3-1 lead... Australia were in the dying stages of arguably their best game of the entire series before the Dominican Republic edged past our boys 4-3 in the international semi-final, in what could only be described as heartbreaking defeat.

For these young Aussie stars however, the World Series will offer many of them invaluable experience for the next time they may don the Green and Gold for Australia in international competition.

### 2007 Cal Ripken World Series Official Roster

	FIRST NAME	LAST NAME	POSITION	STATE
1	Brett	Curnow	UTILITY	Victoria
2	Macus	Dymalla	INF	Queensland
3	Michael	Gahan	INF	Queensland
4	Christopher	Gianchou	RHP	ACT
5	Robert	Glendinning	INF	Western Australia
6	Jackson	Gritching	INF	New South Wales
7	Joshua	Guyer	RHP	New South Wales
8	Ryan	Ihle	INF	Queensland
9	Jalen	McGee	INF	Western Australia
10	Daniel	McGrath	LHP	Victoria
11	Aaron	Sayers	RHP	Victoria
12	Mitchell	Simon	RHP	New South Wales
13	Mitchell	Watt	INF	Queensland
14	Jake	Wonnacott	INF	Victoria
15	Dominic	Woodward	C	New South Wales
COACHING STAFF				
	Bob	Nilsson	Team Manager	Queensland
	Stephen	Black	Assistant Coach	Victoria
	Robert	Moden	Executive Officer	Queensland

2007 Cal Ripken World Series Official Results

**AUSTRALIA vs.**

Japan	Win 4-3
Dominican Republic	Loss 10-2
Korea	Win 2-1
Mexico	Loss 10-0
Dominican Republic (Semi Final)	Loss 4-3

2007 Cal Ripken World Series Team



Manager - Bob NILSSON



Assistant Coach Stephen BLACK



Executive Officer Robert MODEN



Brett CURNOW



Marcus DYMALLA



Michael GAHAN



Christopher GIANCHOU



Robert GLENDINNING



Jackson GRITCHING



Joshua GUYER



Ryan IHLE



Jalen MCGEE



Daniel McGRATH



Aaron SAYERS



Mitchell SIMON



Mitchell WATT



Jake WONNACOTT



Dominic Woodward

## 2008 IndependentAdvice.com CLAXTON SHIELD

Presented by DOLA Online Auctions  
28 December 2007 - 10 February 2008

For the first time in seven years the 2008 Claxton Shield, Australia's oldest and most prestigious Baseball competition, heralded a return to a regular season 'home and away' format in what was the first vital step in preparation for a revamped Australian Baseball League.

The seven-week schedule, running from late December 2007 to mid February 2008, saw each state host a minimum of six games, allowing local fans the opportunity to see their Aussie heroes play on home soil for the first time in almost a decade.

The six-team competition was split into two geographical pools for the 2008 'regular season', with the Southern Division (Victoria, South Australia, Western Australia) and Eastern Division (New South Wales, Queensland, Australian Provincial) each playing 12 games before the winners progressed to the Claxton Shield finals series.

Competition was fierce amongst the states with the action coming right down to the wire as NSW defeated QLD 1-0 in the regular season's final game to clinch the final spot and the playoffs against the fairytale Perth HEAT.

After an embarrassing 2007 campaign saw the HEAT finish last in the standings, thanks to a winless streak on home soil, the boys from the West swept through their division and ultimately took the finals series in Sydney on the back of two superb pitching displays by "Rookie of the Year" **Liam Hendriks** in Game 1, and **Mark Kelly** in Game 2.

### 2008 IndependentAdvice.com Claxton Shield Regular Season Standings

SOUTHERN DIVISION					EASTERN DIVISION				
	WON	LOST	GAMES BEHIND	PCT		WON	LOST	GAMES BEHIND	PCT
PERTH HEAT	8	4		.667	NSW PATRIOTS	9	3		.750
VICTORIA ACES	7	5	1	.583	QUEENSLAND RAMS	8	4	1	.667
PERTH HEAT	3	9	5	.250	AUST. PROVINCIAL	1	11	8	.083

### 2008 IndependentAdvice.com Claxton Shield Game Results

SERIES ONE		SERIES ONE		SERIES TWO		SERIES TWO	
G 1	VIC 9 def. SA 8 (10 innings)	G 1	NSW 8 def. AP 1	G 1	SA 6 def. PERTH 0	G 1	QLD 9 def. AP 4
G 2	VIC 9 def. SA 8	G 2	NSW 6 def. AP 2	G 2	PER 10 def. SA 3	G 2	AP 14 def. QLD 6
G 3	VIC 13 def. SA 10	G 3	NSW 5 def. AP 1	G 3	PER 8 def. SA 2	G 3	QLD 7 def. AP 3
SERIES THREE		SERIES THREE		SERIES FOUR		SERIES FOUR	
G 1	PER6 def. VIC 5	G 1	NSW 9 def. AP 7	G 1	PER 11 def. SA 0	G 1	NSW 5 def. QLD 4
G 2	PER 8 def. VIC 5	G 2	NSW 9 def. AP 3	G 2	PER 6 def. SA 3	G 2	QLD 4 def. NSW 3
G 3	VIC 5 def. PER 4	G 3	NSW 5 def. AP 3	G 3	SA 4 def. PER 0	G 3	QLD 5 def. NSW 4
SERIES FIVE		SERIES FIVE		SERIES SIX		SERIES SIX	
G 1	VIC 6 def. PER 4	G 1	QLD 11 def. AP 1	G 1	VIC 9 def. SA 5	G 1	QLD 2 def. NSW 1
G 2	PER 7 def. VIC 2	G 2	QLD 12 def. AP 1	G 2	SA 14 def. VIC 11	G 2	NSW 5 def. QLD 3
G 3	PER 5 def. VIC 2	G 3	QLD 16 def. AP 5	G 3	VIC 12 def. SA 0	G 3	NSW 1 def. QLD 0
FINAL SERIES							
G 1	PER 5 def. NSW 3						
G 2	PER 4 def. NSW 0						

## 2008 IndependentAdvice.com Claxton Shield Individual Award Winners

"FIELDERS CHOICE" PLAYER OF THE ROUND	
Round 1	TOM BRICE - SOUTH AUSTRALIA
Round 2	MITCH GRAHAM - PERTH HEAT
Round 3	TIMOTHY COX - NSW PATRIOTS
Round 4	BRETT RONEBERG - QLD RAMS
Round 5	JAMES LINGER - QLD RAMS
Round 6	PAUL WEICHARD - VICTORIA ACES

SEASON AWARD WINNERS	
BATTING CHAMPION	CLINT BALGERA – PERTH HEAT
PITCHING CHAMPION	TOM COX – NSW PATRIOTS
GOLDEN GLOVE	MATT STUDEMAN – QLD RAMS
ROOKIE OF THE YEAR	LIAM HENDRIKS – PERTH HEAT
MVP OF THE FINALS SERIES	MARK KELLY – PERTH HEAT
HELMS AWARD	CLINT BALGERA – PERTH HEAT

## 2008 IndependentAdvice.com Claxton Shield Statistical Leaders

### Batting Leaders

PLAYER	GP	AB	R	H	2B	3B	HR	RBI	BB	SO	SB	CS	SLG%	Bave
Balgera, Clint (PER)	12	40	7	18	5	0	1	11	10	4	0	1	.650	.450
Sutherland, David (QLD)	12	43	9	19	2	0	1	12	4	5	0	0	.558	.442
Harman, Brad (VIC)	6	25	7	11	2	0	2	7	3	1	0	0	.760	.440
Dening, Mitch (NSW)	12	44	11	18	0	3	0	4	4	3	1	1	.545	.409
Roneberg, Brett (QLD)	11	32	7	13	4	0	2	9	6	3	1	0	.719	.406
Berg, Daniel (VIC)	9	40	8	16	1	2	3	7	1	10	0	0	.750	.400
Linger, James (QLD)	7	28	12	11	3	1	0	5	2	5	3	0	.571	.393
Stokes, Peter (VIC)	10	31	5	12	4	0	2	11	5	5	0	0	.710	.387
Graham, Mitch (PER)	12	52	11	20	3	0	1	7	6	14	3	1	.500	.385
Welch, Stefan (SA)	12	50	8	19	6	0	0	8	4	5	1	1	.500	.380

### Pitching Leaders

PLAYER	W	L	ERA	G	GS	CG	SHO	SV	IP	H	R	ER	HR	BB	K
Cox, Tim (NSW)	3	0	1.00	4	1	0	0	0	18.0	8	2	2	0	8	20
Mowday, Chris (QLD)	2	0	1.17	4	4	1	0	0	23.0	16	5	3	0	5	13
Hendriks, Liam (PER)	3	0	1.90	4	4	0	0	0	23.2	16	5	5	0	5	25
Crawford, Tristan (QLD)	2	1	1.96	4	3	2	0	0	23.0	19	5	5	0	4	20
Fidge, Darren (SA)	0	0	2.19	5	1	0	0	1	12.1	12	7	3	0	6	10
Wiltshire, Greg (VIC)	1	1	2.65	3	3	0	0	0	17.0	19	10	5	0	6	17
Mitchinson, Scott (WA)	0	1	2.77	3	2	0	0	0	13.0	15	5	4	0	2	11
Bennett, Matt (NSW)	2	1	2.82	4	4	0	0	0	22.1	23	8	7	1	5	11
Kelly, Mark (PER)	3	0	3.00	4	4	0	0	0	24.0	23	8	8	1	6	25
Challinor, John (SA)	2	1	3.09	4	4	0	0	0	23.1	23	9	8	1	12	17



## MAJOR LEAGUE BASEBALL AUSTRALIAN ACADEMY PROGRAM

Gold Coast, 17 June - 12 August 2007

In its seventh year of operation the 2007 MLBAAP had a major coup in securing Australian Baseball superstar **David Nilsson** as the head coach of the program for the first time.

Nilsson led a staff, which continues to be the envy of Baseball programs all over the world, which included MLB Hall-of-Fame player **Rod Carew**, Australia national team coaches **Tony Harris**, **Phil Dale** and **Pat Kelly**, as well as a host of other well credentialed Baseball aficionados.

Their job was to lead over 60 of Australia's brightest, young prospects through two months of intensive training, demanding up to 70 hours per week drills, games and tuition that ensures the program remains one of the best development tools in the game.

### 2007 MLBAAP Playing Roster (By Position)

	Pitchers	State	BATS	THROWS	Ht (cm)	Wt (kg)	UNI #	DOB	PRO CLUB
1	BAKER, Trent	QLD	Right	Left	183	75	70	14/06/90	Indians
2	BEARD, Tim	ACT	Right	Left	185	70	74	19/03/89	N/A
3	BIDDLE, Elliott	VIC	Right	Left	180	73	10	23/11/88	Twins
4	BRAY, Mitchell	NSW	Right	Right	189	96	40	21/03/91	N/A
5	DOYLE, Chris	SA	Right	Right	178	64	16	22/02/91	N/A
6	DRIESSEN, Nathan	WA	Left	Left	187	85	41	28/06/91	N/A
7	ERASMUS, Justin	QLD	Right	Right	181	74	1	22/01/90	Red Sox
8	FIENEMANN, Mitchell	SA	Right	Right	190	87	42	28/05/90	N/A
9	GRIFFIN, Ryan	NSW	Left	Left	187	82	18	3/06/89	N/A
10	HAMS, Cody	VIC	Left	Left	194	87	61	23/11/89	N/A
11	HARRIOTT, David	NSW	Right	Right	188	79	19	18/02/90	Red Sox
12	HENDRICKS, Joshua	VIC	Right	Right	186	85	44	9/11/91	N/A
13	HODGE, Lachlan	NSW	Left	Left	187	90	20	3/02/89	Mets
14	HOGBEN, Kable	VIC	Right	Right	189	82	45	6/07/90	Diamondbacks
15	JONES, Andrew	VIC	Left	Left	179	73	21	10/10/91	N/A
16	LAMB, Chris	QLD	Left	Left	187	78	23	6/09/90	N/A
17	LEE, Wilson	NT	Left	Left	185	80	62	12/12/91	N/A
18	MAKI, Yasu	QLD	Right	Left	178	75	26	14/05/90	N/A
19	MANN, Andrew	VIC	Right	Right	178	77	27	20/03/90	N/A
20	McDONALD, Travis	NSW	Left	Left	188	80	46	31/03/92	N/A
21	O'REILLY, Jake	VIC	Right	Right	189	105	63	29/03/89	N/A
22	PENDLEBURY, Heath	VIC	Right	Right	195	87	64	24/06/89	N/A
23	REUST, Jacob	QLD	Right	Right	183	86	48	25/01/90	Indians
24	RHODES, Rory	QLD	Right	Right	197	89	50	28/07/91	N/A
25	ROGERS, Alex	NSW	Left	Left	177	76	66	16/11/89	N/A
26	ROWE, Tayler	VIC	Right	Right	189	96	49	21/03/89	Twins
27	RYAN, Matthew	VIC	Left	Left	193	93	55	4/04/86	Twins
28	SEARLE, Ryan	QLD	Right	Right	180	85	51	22/06/89	Cubs
29	STANFORD, Tim	NSW	Right	Right	183	85	35	7/05/89	N/A
30	SULLIVAN, Jarryd	NSW	Right	Right	180	76	67	10/01/90	N/A
31	TANSLEY, Ryan	NSW	Right	Right	190	88	36	5/01/91	N/A
32	TIMMS, Matthew	QLD	Right	Right	197	120	65	10/01/87	Braves
33	TOLS, Josh	SA	Left	Left	170	70	68	6/10/89	N/A
34	VAN STEENSEL, Todd	NSW	Right	Right	181	85	37	14/01/91	N/A
35	WILKINS, Luke	NSW	Right	Right	180	78	60	27/12/89	N/A

	Catchers	State	B/T		Ht	Wt	UNI #	DOB	PRO CLUB
36	BEARD, Jacob	WA	Right	Right	177	77	9	24/10/91	N/A
37	BLASKETT, John	VIC	Right	Right	180	75	39	18/11/90	N/A
38	DEVONSHIRE, Daniel	NZ	Left	Right	179	85	52	30/03/92	N/A
39	JANG, Jae HYUNG	KOREA	Right	Right	181	89	53	16/10/86	Twins
40	LODGE, Ben	SA	Right	Right	177	59	3	12/10/91	N/A
41	OLSON, Richard	NSW	Right	Right	176	80	29	13/03/89	N/A
42	OWEN, Damon	ACT	Right	Right	192	98	30	9/02/89	N/A
43	PERKINS, Kyle	ACT	Right	Right	181	74	47	28/06/91	N/A
44	SAUPOLD, Warwick	WA	Right	Right	185	81	32	16/01/90	N/A
45	WARD, Tom	QLD	Left	Right	182	85	38	30/04/90	N/A

	Infielders	State	B/T		Ht	Wt	UNI #	DOB	PRO CLUB
46	BROOKS, James	VIC	Switch	Right	190	75	11	12/10/88	N/A
47	CHILD, Dylan	SA	Right	Right	182	68	12	22/02/91	N/A
48	CURTIS, Mason	NSW	Right	Right	181	82	14	3/03/91	N/A
49	DAY, Ben	QLD	Right	Right	185	75	15	2/08/89	N/A
50	GIANCHOU, Jamie	ACT	Right	Right	186	92	43	10/08/90	Reds
51	GOLOTTA, Josh	SA	Right	Right	180	75	17	27/04/89	N/A
52	HAJTMAR, Jakub	Czech.	Right	Right	188	80	54	14/06/87	Twins
53	LENNOX, Michael	NSW	Right	Right	193	90	24	25/08/89	Red Sox
54	McEVOY, Taylor	VIC	Right	Right	183	72	5	14/08/91	N/A
55	MITCHELHILL, Jordan	VIC	Right	Right	169	68	6	10/01/89	N/A
56	NILSSON, Mitchell	QLD	Switch	Right	180	73	28	24/05/91	N/A
57	ROE, Justin	SA	Left	Right	184	95	73	15/08/90	N/A
58	SMITH, Mathew	NSW	Right	Right	187	76	33	28/03/91	N/A
59	SPENCE, Nick	VIC	Left	Right	193	77	34	12/12/89	N/A
60	VINE, Michael	NSW	Right	Right	179	68	69	12/03/91	N/A

	Outfielders	State	B/T		Ht	Wt	UNI#	DOB	PRO CLUB
61	ADAMSON, Corey	WA	Left	Right	182	77	7	23/02/92	N/A
62	ATHERTON, Tim	NSW	Right	Right	188	81	8	7/11/89	Twins
63	COSTA, Brandon	NSW	Right	Right	177	78	13	9/10/89	N/A
64	GOLDSMITH, Josh	NSW	Right	Right	179	75	2	24/01/91	N/A
65	KANDILAS, David	NSW	Right	Right	183	82	22	14/09/90	N/A
66	LINGER, James	QLD	Right	Right	178	80	25	6/09/90	N/A
67	MANUELLE, David	NSW	Left	Left	180	75	4	12/05/89	N/A
68	ROEGER, Angus	SA	Right	Right	186	84	31	26/04/90	Phillies

## 2007 MLBAAP Statistical Leaders - Batting

PLAYER	AVG	AB	R	H	2B	3B	HR	RBI	TB	SLG%	BB	HBP	S0	GDP	OB%
Jacob BEARD	.417	36	8	15	3	0	0	5	18	.500	4	2	5	1	.500
Trent BAKER	.377	53	10	20	1	3	1	17	30	.566	6	1	11	2	.435
Jakub HAJTMAR	.339	174	53	59	9	4	0	28	76	.437	25	7	15	1	.438
James BROOKS	.333	75	21	25	3	2	1	9	35	.467	7	3	13	1	.412
James LINGER	.330	106	31	35	7	3	0	17	48	.453	22	0	6	3	.438
Rory RHODE	.328	116	24	38	8	8	0	24	62	.534	22	3	34	0	.438
David MANUELLE	.314	86	30	27	6	3	0	15	39	.453	29	4	13	0	.500
Jae Hyung JANG	.310	126	37	39	12	2	1	37	58	.460	55	6	29	2	.529
John BLASKETT	.304	69	11	21	5	0	0	10	26	.377	11	0	14	1	.400
David KANDILAS	.300	140	38	42	4	2	0	22	50	.357	20	1	23	1	.382



## 2007 MLBAAP Statistical Leaders - Pitching

Player	ERA	W-L	APP	GS	CG	SHO	SV	IP	H	R	ER	BB	SO
Nathan DRIESSEN	0.00	2-0	10	1	1	1	2	17.0	7	0	0	3	17
Michael LENNOX	0.00	0-0	5	2	0	0	0	14.2	8	2	0	7	15
Todd VAN STEENSEL	1.20	4-0	9	0	0	0	1	15.0	15	8	2	6	14
Warwick SAUPOLD	1.50	2-0	10	1	0	0	2	18.0	13	3	3	10	12
Josh TOLS	1.50	1-2	11	0	0	0	1	12.0	5	3	2	5	14
Elliott BIDDLE	1.79	4-1	10	10	0	0	0	50.1	31	19	10	20	49
Ryan GRIFFIN	1.80	3-0	8	0	0	0	1	20.0	13	5	4	1	16
Heath PENDLEBURY	1.93	1-1	9	0	0	0	1	14.0	17	7	3	4	8
Justin ERASMUS	2.23	4-0	8	5	0	0	0	32.1	24	11	8	19	18
Jacob REUST	2.27	2-1	9	9	1	0	0	39.2	22	20	10	22	38

## 2007-2008 PROFESSIONAL SIGNINGS

The ABF would like to congratulate the following players as they embark on their professional careers:

NAME	PROFESSIONAL CLUB
Trent Baker (QLD)	Cleveland Indians
Todd Van Steensel (NSW)	Philadelphia Phillies
James Linger (QLD)	Atlanta Braves
Tim Stanford (NSW)	Texas Rangers
Nathan Driessen (WA)	Cincinnati Reds
Kyle Perkins (ACT)	New York Yankees
Nathan Aron (VIC)	New York Yankees
Mitchell Nilsson (QLD)	Cleveland Indians
Adam Spencer (NSW)	Chicago Cubs
Adam O'Neill (NSW)	New York Mets
David Kandilas (NSW)	Colorado Rockies
Cody Hams (VIC)	Chicago Cubs
Sean Williams (ACT)	Chicago Cubs
Boss Moanaroa (NSW)	Boston Red Sox

# TECHNICAL OFFICIALS AND COMPETITIONS

By Geoff Robertson, Technical Officials and Competitions Manager

## TOURNAMENT MANAGEMENT COMMITTEE

The Tournament Management Committee met in June and following discussions it is felt that the recommendations adopted by the Board are successful and the recommendations will continue to be reviewed by the Tournament Management Committee following the 2009 Championships.

## OFFICIALS

### Recruitment, Development and Training

There were a number of seminars aimed at the basic training of umpires conducted around the country by state umpire bodies.

The ABF Harassment of Officials Policy has led to a better relationship between umpires and clubs and must take some credit for the retention of umpires.

There has been an increasing number of Orientation to Umpiring courses conducted which are aimed at club umpires and parents who umpire juniors. A number of umpires who attended these courses have taken the next step in gaining a higher level of accreditation and have joined the various State Umpire Associations and will umpire full time.

The Green Shirt program has been implemented by states and it appears to be working well. This program targets new and inexperienced umpires at a time when they are most vulnerable, usually in their first one or two years of officiating. They are identified to participants, club officials and spectators by wearing a green shirt which is different to the shirt worn by an experienced or fully trained umpire. This program is aimed at alleviating harassment and abuse that umpires are subjected to. It is understood that it is not just the wearing of the shirt that will ease the problem. Therefore a continuing mentoring process is undertaken with the umpires together with an education program within the clubs and Baseball fraternity. This process is then continually monitored.

### Major League Baseball Australian Academy Program

The ongoing inclusion of the Umpire Development program in the MLBAAP is proving to be most beneficial in the training of umpires who have been identified as having the potential and aspiration to officiate at higher levels. There were eight umpires identified to attend the MLBAAP under the guidance of a full time umpire coordinator assisted by accredited instructors. During the Program umpires have the opportunity to work high standard games and gain experience in calling excellent pitching.

### Major League Baseball Umpire Camp

The MLNB Umpire Camp held in Long Beach, California, USA, is a compressed umpire training program conducted over seven days by Major League umpires. I am of the firm opinion that this course can play a positive role in our Umpire Development program. It allows greater opportunity for umpires to attend this camp rather than a professional school in that it requires a far shorter time off work to attend (one week as against five) and naturally at a lesser cost. Three umpires; **Mark Bramwell** (QLD), **Mark Wilson** (SA) and **Mark Gilmour** (NSW) attended the camp in 2007.

## Overseas Umpires

During 2008 four umpires were umpiring professional Baseball in the US; **Brett Robson** and **Jon Byrne** in 'AA', **Travis Hatch** in 'High A' and **Kyle Byrne** in 'A'.

## International Appointments

- 👉 **Mal Mackay** of Queensland was appointed to the IBAF World Cup held in Taiwan. Mal was also appointed to the prestigious Welcome Beijing Test event.
- 👉 **Trent Thomas** of New South Wales was appointed to the 'AAA' Championships held in Edmonton, Canada. In nine games Trent worked three plates; one of which was 5 vs 6 and three at first and third bases.
- 👉 **Phil Box** of Victoria was appointed to the World Women's Championships held in Japan. After the preliminary rounds, Phil was appointed to the sudden death semi between Japan and USA and then at first base for the Gold medal game.
- 👉 Mal Mackay of Queensland and **Paul Hyham** of New South Wales received appointments with the best of them to the Beijing Olympics. Their appointments reflected their excellent performances. Both had a great series with three plate, three first base and three second base appointments during the preliminary rounds. Mal received the third base appointment (USA v Japan) for the Bronze medal, while Paul was appointed to first base for the semi final (USA v Cuba) and second base for the Gold medal game (Korea v Cuba).

In all the above International Championships the Australian umpires performed outstandingly.

## National Scorer's Association (Council of Australian Baseball Scorers)

The training of scorers under a national training scheme is growing and proving successful. Another 'train-the-trainer' workshop was conducted in conjunction with the MLBAAP thus increasing the number of trained personnel throughout Australia.

**Jennie Maloney** of Victoria is to be congratulated for being appointed as a scorer and statistician for the Beijing Olympics.

## WORLD CHILDREN'S BASEBALL FAIR

The World Children's Baseball Fair was founded over a decade ago by Mr Sadaharu Oh and Mr Hank Aaron in the interest of promoting Baseball and providing an opportunity to develop international friendship, goodwill and cultural understanding among the youth of the world. The Fair is held every year to promote worldwide Baseball expansion and at the same time provide a tool for international exchange among the different nations of the world.

During the event, participants had the opportunity to learn the correct, basic skills of Baseball and were able to enjoy and share the love of Baseball in a non-competitive event. There were Baseball clinics taught by international players and coaches and the evenings consisted of recreational activities to further enhance cultural understanding and appreciation.

Over two hundred children, together with chaperones, from all over the world attended this year's event.

This year we were highly privileged to receive a special invitation to participate in international exchange games. This invitation was extended because of the performance and behaviour of our representatives in previous years.

Although the Australian team did not win a game, the results in this goodwill series and at this age group are somewhat immaterial. Games were played under a strict time limit of one hour so games did not venture into many innings played. However, most importantly, the team enjoyed their games and they gained so much respect for their behaviour both on and off the field by being great ambassadors for Australia and Baseball in Australia. They also enjoyed the cultural experience offered to them.

Australia was represented by, **Adam Barbaro** (NSW), **Jarrold Bridges** (NSW), **Jake Christian** (NT), **Tyson Cosgrove** (WA), **Jacob Davies** (ACT), **Jordan Gahan** (QLD), **Christopher Horne** (SA), **Christopher Human** (QLD), **Kyle Johnson** (ACT), **Ben Keeping** (SA), **James Percival** (NSW), **Corey Poke** (VIC), **Marc Sayers** (VIC), **Liam Spence** (VIC), **Tim Torzsok** (NT) and coaches, **Scott Murray** (NSW), **Ty Connell** (QLD), and Executive Officer **Jeff Kevan** (SA).

## NATIONAL CHAMPIONSHIPS

The **Under 18 National Youth Championship** was hosted by Baseball WA in Perth. Queensland, after being bridesmaid for the last two championships, won this year with a great team effort. Final placing was:

1 <sup>st</sup>	Queensland
2 <sup>nd</sup>	New South Wales
3 <sup>rd</sup>	Western Australia
4 <sup>th</sup>	Territories
5 <sup>th</sup>	Victoria
6 <sup>th</sup>	Country New South Wales
7 <sup>th</sup>	South Australia
8 <sup>th</sup>	Victoria Provincial

The **Under 16 National Youth Championship** was hosted by Baseball Queensland and Redlands Baseball Club. During the Championship the weather forced games to be played also at Ipswich Musketeers Baseball Club. Both clubs produced sterling efforts to get this championship completed. Final placing was:

1 <sup>st</sup>	Western Australia
2 <sup>nd</sup>	South Australia
3 <sup>rd</sup>	New South Wales
4 <sup>th</sup>	Queensland
5 <sup>th</sup>	Victoria
6 <sup>th</sup>	Victoria Provincial
7 <sup>th</sup>	Country New South Wales
8 <sup>th</sup>	Territories

The **Under 14 National Youth Championship** was unfortunately abandoned without a pitch being thrown owing to torrential rain and flooding. With the cancellation of the Under 14 National Youth Championship, the **Bob Jane T Mart Under 14 Tournament** was born with invitations extended to the teams to play a tournament in Melbourne. The ABF is extremely grateful of the support received from Bob Jane T-Mart. Final placing was:

1 <sup>st</sup>	Victoria
2 <sup>nd</sup>	New South Wales
3 <sup>rd</sup>	Western Australia
4 <sup>th</sup>	South Australia
5 <sup>th</sup>	Territories
6 <sup>th</sup>	Victoria Provincial

The **Australian Provincial Championship** was hosted by Baseball NT and played at Tracey Village. The tournament was hotly contested with many close results. Final placing was:

- 1<sup>st</sup> New South Wales
- 2<sup>nd</sup> Victoria Provincial
- 3<sup>rd</sup> Western Australia
- 4<sup>th</sup> South Australia
- 5<sup>th</sup> Northern Territory

The **National Women's Championship** was hosted by Baseball NSW and Illawarra Baseball Association and played at Fred Finch Park. Final placing was:

- 1<sup>st</sup> Victoria
- 2<sup>nd</sup> New South Wales
- 3<sup>rd</sup> Queensland
- 4<sup>th</sup> Country New South Wales
- 5<sup>th</sup> Western Australia
- 6<sup>th</sup> Victoria Provincial

The third **Regional Youth Championship** was hosted by the Macleay Valley Baseball Association (2008 BADA Club of the Year) and played in Kempsey, northern New South Wales. Final placing was:

Under 16:

- 1<sup>st</sup> Macleay Valley
- 2<sup>nd</sup> Northern Territory
- 3<sup>rd</sup> Gold Coast
- 4<sup>th</sup> Newcastle

Under 14:

- 1<sup>st</sup> Gold Coast
- 2<sup>nd</sup> Northern Territory / Macleay Valley
- 3<sup>rd</sup> Mandurrah
- 4<sup>th</sup> Newcastle

**National Women's Championships Winners:**

Year	Winner	Venue
1999	VIC	VIC
2000	VIC	VIC
2001	VIC	NSW
2002	VIC	QLD
2003	NSW	WA
2004	VIC	NSW
2005	VIC	VIC
2006	NSW	QLD
2007	VIC	WA

### Australian 'AAA' Championships 'Jim Brown' Shield Winners:

Year	Winner	Venue	Year	Winner	Venue	Year	Winner	Venue
1938	SA		1968	NSW		1989	VIC	
1939	NSW		1969	VIC		1990	NSW	
1940	NSW		1971	VIC		1991	WA	
1947	SA		1972	NSW		1992	VIC	
1948	SA		1973	NSW		1993	VIC	
1949	SA		1974	VIC		1994	NSW	
1950	VIC		1975	VIC		1995	NSW	SA
1951	NSW		1976	VIC		1996	QLD	NSW
1952	SA		1977	VIC		1997	NSW	NT
1953	SA		1978	VIC		1998	NSW	QLD
1954	SA		1979	VIC		1999	NSW	SA
1955	VIC		1980	VIC		2000	VIC	WA
1956	SA		1981	SA		2001	NSW	NSW
1957	VIC		1982	VIC		2002	NSW	VIC
1958	SA		1983	SA		2003	VIC	ACT
1959	SA		1984	VIC		2004	VIC	VIC
1960	SA		1985	VIC		2005	NSW	VIC
1961	VIC		1986	QLD		2006	WA	VIC
1962	SA		1987	NSW		2007	WA	VIC
1967	VIC		1988	SA		2008	QLD	WA

### Australian 'AA' Championships 'Keith Cant' Trophy Winners:

Year	Winner	Venue	Year	Winner	Venue	Year	Winner	Venue
1978	SA	WA	1989	VIC	SA	2000	NSW	QLD
1979	SA	QLD	1990	WA	WA	2001	VIC	SA
1980	VIC	NSW	1991	WA	SA	2002	NSW	WA
1981	NSW	VIC	1992	VIC	NSW	2003	QLD	NSW
1982	NSW	TAS	1993	NSW	NT	2004	VIC	QLD
1983	NSW	NSW	1994	VIC	QLD	2005	WA	NSW
1984	QLD	ACT	1995	NSW	VIC	2006	NSW	SA
1985	VIC	NT	1996	NSW	WA	2007	CNSW	SA
1986	WA	WA	1997	NSW	VIC	2008	WA	QLD
1987	NSW	QLD	1998	NSW	ACT			
1988	NSW	VIC	1999	WA	NT			

### Australian 'A' Championships 'Dave Roberts' Trophy Winners:

Year	Winner	Venue	Year	Winner	Venue	Year	Winner	Venue
1978	VIC	TAS	1988	Waverley	NT	1999	NSW	NSW
1979	NSW	SA	1990	NSW	VIC	2000	WA	VIC
1980	NSW	WA	1991	VIC	ACT	2001	VIC	ACT
1981	VIC	NSW	1992	NSW	WA	2002	VIC	QLD
1982	WA	QLD	1993	NSW	SA	2003	NSW	NT
1983	SA	VIC	1994	VIC	NSW	2004	VIC	SA
1984	WA	SA	1995	WA	NT	2005	NSW	WA
1985	Cumberland	NSW	1996	WA	NSW	2006	WA	QLD
1986	Waverley	SA	1997	NSW	SA	2007	NSW	NSW
1987	Waverley	TAS	1998	VIC	WA	2008	Flooding	NSW

### Australian Provincial Championships Winners:

(Originally known as the Australian Baseball Minor Championship and then as the Commonwealth Baseball Tournament.)

Year	Championship Winner	Minor Series Winner	Venue		Year	Championship Winner	Minor Series Winner	Venue
1982	ACT	QLD	ACT		1995	VIC	VIC	NT
1983	VIC	VIC	ACT		1996	ACT	ACT	NSW
1984	VIC	VIC	ACT		1997	VIC	VIC	SA
1985	VIC	VIC	TAS		1998	NSW	VIC	VIC
1986	ACT	ACT	SA		1999	NT	VIC	NT
1987	VIC	VIC	NSW		2000	NSW	NSW	NSW
1988	NSW	NSW	ACT		2001	NSW	NSW	QLD
1989	NSW	VIC	VIC		2002	NSW	VIC	VIC
1990	VIC	VIC	NSW		2003	VIC	VIC	WA
1991	ACT	ACT	SA		2004	VIC	ACT	SA
1992	ACT	ACT	ACT		2005	NSW	ACT	ACT
1993	NSW	NSW	QLD		2006	ACT	CNSW	NZ
1994	NSW	NSW	VIC		2007	NSW	ACT	NSW

### HERITAGE COMMITTEE

Nineteen nominations for induction into the Baseball Australia Hall of Fame resulted in four being inducted in 2008:

**Wallace Pratt** for New South Wales for the era 1900-1918  
**Harold Kennett** for New South Wales for the era 1919-1946  
**Don Knapp** for Western Australia for the era 1968-1988  
**Shayne Bennett** for South Australia for Special Category (1989-1999)

# NATIONAL GAME DEVELOPMENT

By Grant Weir, National Game Development Manager

## LITTLE LEAGUE



After some very hard work from the previous Development Manager, 2007 / 08 saw the very first Little League games played in Australia.

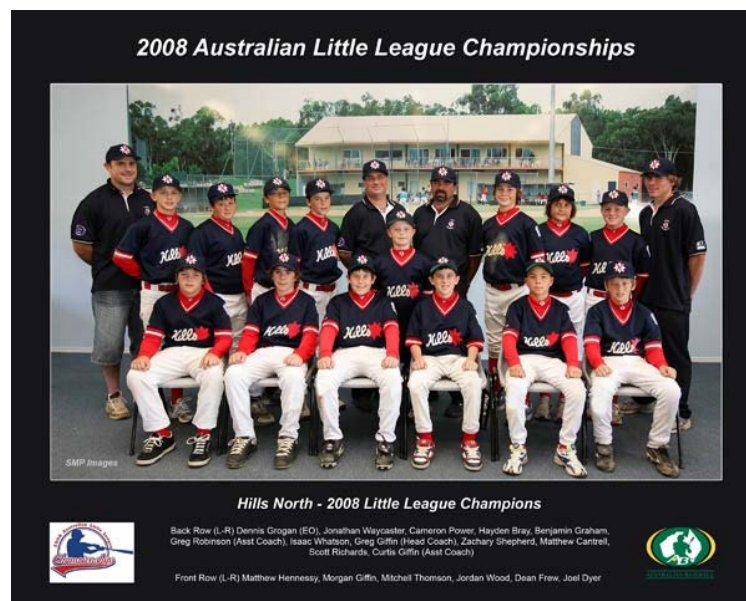
Not only were club and association games played, but every state and territory conducted their first state championship to determine which teams would compete at the National Little League Championship.

Around 50 representative teams played in the various state championships which represents 700 players who played in probably their first tournament and trained with their first squad. These players also had to go through their first set of trials to make the various representative teams.

Nine teams won through to play at the first Little League Championship that was conducted at the Redlands Baseball Club in Queensland. After three days of tournament play and numerous one-run games (including both semi finals and final), the Hills North team, representing New South Wales, was crowned the 'Inaugural Champions'.

As exciting as that was for the boys from Hills North, the adventure had just begun. No more than six weeks later they were in steamy Hong Kong, on ESPN, representing Australia at the Asia Pacific Little League Championship. Next stop for the winning team was Williamsport and the World Series. The Hills North adventure unfortunately finished in Hong Kong after Guam proved too strong for the Pacific and Asian teams and represented the region at the World Series.

The ABF would like to thank all district secretaries, players and volunteers who worked tirelessly to take a concept 12 months ago and create something that Baseball in Australia can be very proud of.





## THE GOLDEN ARM

The ABF has created a national junior recruitment program titled 'The Golden Arm' which will provide tools to all clubs in Australia to advertise and promote their come 'n' try / registration days that are conducted before the start of a season. The radar gun will become the call to action for new players to come to the club to test their arm. The Golden Arm program will be completely rolled out in 2009.

## NATIONAL COACH ACCREDITATION SCHEME

In its 22nd year of operation the Baseball coaching accreditation scheme educated over 500 coaches nationally once more. These coaches should be congratulated on giving up their time to further their Baseball knowledge.

Work began this year on a total revamp of the coaching program. The new scheme will be online with coaches being able to do at least fifty percent of the courses on their computer before they head for the Baseball ground. The courses will become more modular and more flexible for the participants along with ongoing support for coaches after they have completed their hours.

## INDIGENOUS BASEBALL PROGRAM



The Australian Baseball Federation, in conjunction with the USA Consulate and Red Dust Role Model Tours, this year began an indigenous Baseball program with a tour of a remote Aboriginal community. National player and Olympic Silver medalist **Glen Williams** provided the coaching for the tour and was extremely impressed with the natural talent that was on display. The tours will be expanded with a talent identification program to be attached to the clinics.

## SPORTS CONNECT

The ABF wrote and submitted an updated Disability Action Plan (DAP) for approval by the Australian Sports Commission. The DAP focuses on inclusive coaching practices being incorporated into the entire coach accreditation scheme, as well as Baseball competitions for athletes with an intellectual disability, with teams formed at existing clubs. The plans major objective is to put inclusive practices into place in all Baseball clubs to diversify and grow the number of new members that can be attracted.

### **Statement of commitment**

*The Australian Baseball Federation supports the right of people with disabilities to be involved in all facets of Baseball, including full and equitable participation in grass roots to elite level Baseball, in both a playing and non-playing role.*

## ACKNOWLEDGEMENTS

I would like to thank, on behalf of the ABF, the following individuals and organisations who have greatly assisted the development of Baseball over the last 12 months:

Australian Sports Commission  
Major League Baseball International  
Little League Baseball International  
State and Territory Baseball Associations  
State and Territory Development staff  
Little League District Secretaries  
Redlands Baseball Club

and all players, coaches, scorers, umpires and all other volunteers who contributed to making Baseball the greatest game in Australia.

# 2008 BASEBALL AUSTRALIA DIAMOND AWARDS

By Michelle Anderson, Administration Manager



The ABF held its annual awards function, the Baseball Australia Diamond Awards, on 2 March 2008 at the Radisson Resort Gold Coast. Close to 300 people attended, including Gold Coast Mayor, His Worship **Ron Clarke** and Rugby League legend **Allan Langer**.

The day started with mingling and champagne, then into the formal event room where Australian Baseball's **Ben Foster**, Master of Ceremonies, opened our fourth annual awards function. Ben kept the pace light and the audience enthralled throughout a most overwhelming and memorable day of celebrations.

Two awards were unveiled without prior public notification where **Clint Balgera** of WA received the 2008 Claxton Shield Helms Award and **Peter Moylan**, once again, cleaned up as Player of the Year – Open Men's.

## 2008 Claxton Shield Helms Awards



First awards category of the day was the 2008 Claxton Shield Helms Award, presented by Master of Ceremonies **Ben Foster** and 1972 Helms Award Winner **Don Knapp** to **Clint Balgera** of WA. A snapshot of achievements is acknowledged as follows:

- 👉 Hits .450 batting average led all Claxton Shield hitters in 2008 (minimum 24 plate appearances).
- 👉 Ranked in the top five in Batting Average, On Base Percentage, Hits, Runs Batted In, Doubles, Walks and Total Bases.
- 👉 Hits .549 On Base Percentage and was almost 50 points higher than his nearest competitor.
- 👉 Had five multi-hit games that included a remarkable streak of nine straight At Bats where he recorded a safe hit.
- 👉 2008 Claxton Shield stats:



SEASON	TEAM	G	AB	R	H	2B	3B	HR	RBI	TB	BB	SO	SB	CS	SLG	AVG
2008	Perth HEAT	12	40	7	18	5	0	1	11	26	10	4	0	1	.650	.450

## ABF President's Award

The ABF President's Award was presented by ABF President **Geoff Pearce** to **Danny Maruyama** of Queensland. A snapshot of Danny's achievements is as follows:



- 👉 Arrived on Baseball scene around 1992.
- 👉 Patron and benefactor of Surfers Paradise Baseball Club with financial contributions continuing to be allocated to facility development, maintenance and aid to junior players.
- 👉 Rescued ABL club Gold Coast Cougars from ruin 1996/97, providing much needed financial aid and support.
- 👉 Long standing Board member of Baseball Queensland and Life Member of Surfers Paradise Baseball Club.
- 👉 Established Baseball Foundation to aid funding of Australian athletes' college tuition in the US and assistance to State and Australian junior representative teams.
- 👉 Established affiliation between ABF and Independent Baseball League of Japan, resulting in:
  - playing opportunities for a number of elite players;
  - a further acceptance of another 15 players in 2008;
  - extensive PR reach in Japan;
  - promotion of Australian Baseball as one of major players in the international Baseball landscape.
- 👉 Is the driving force behind annual international invitational tournament the Koala Cup, now into its seventh year.
- 👉 Assisting the ABF in establishing strong relations with Japanese High Schools, Universities, industrial leagues and Nippon Professional Baseball (Japanese Majors).
- 👉 Has introduced many Japanese players to Clubs in Australia (predominantly in Queensland).
- 👉 Assisted in the establishment of Robina High Schools' very strong Baseball Excellence exchange program with Japan. Program has led to bi-annual trips by Robina High School to Japan to experience the culture and to play Baseball.
- 👉 Danny's dedication to the sport of Baseball is due to his insatiable "love of the game" and desire to see first-hand the development of the careers of our



young players.

## IndependentAdvice.com Volunteer of the Year

The IndependentAdvice.com Volunteer of the Year award was presented by His Worship **Mayor Ron Clarke** and Chief Executive Officer of the ABF's major sponsor and Award Sponsor Astarra Funds Management **Shawn Richard** to **Tony McPhail** of Queensland. A snapshot of Tony's achievements is acknowledged as follows:

- 👉 Member of 2008 Claxton Shield Steering Committee.
- 👉 Chairman of Competition Review Committee for Baseball in Brisbane.
- 👉 Treasurer for several years, then President for past 10 years of Surfers Paradise Baseball Club.
- 👉 Board member of Gold Coast Baseball Association for over eight years.
- 👉 Convenor and host of Baseball component of the Pan Pacific Masters Games for past 10 years.
- 👉 Convenor and host of several state, national and international Baseball events – Koala Cup, Australian University Games, State Schoolboys Championship and 2006 National Baseball Championship.



- 👉 Instigator of bi-annual Pacific Island Masters Baseball Tournament established 2005.
- 👉 Formed solid partnerships with a number of key organisations to further promote and develop the sport of Baseball within the region.
- 👉 President of a Board of dedicated and stable committee members who provide volunteer expertise in general administration, facilities management, grounds management, senior coordination, junior coordination, catering, events management, sponsorship and project management.
- 👉 High level of community standing which enriches club as preferred venue provider for competition events, training sessions and player development clinics.
- 👉 Actively encourages player, official and administrator training and development.
- 👉 Regularly supports club members to participate in regional, state, interstate, national and international Baseball events.
- 👉 A key participant in regional Baseball future planning exercises.
- 👉 "Everything, from the daily on-field activities to the strategic direction of the Club has been influenced by Tony... which is a pretty impressive claim to fame!"...



### Outermark Administrator of the Year

The Outermark Administrator of the Year award was presented by ABF Chief Executive Officer **John May** and Award Sponsor Outermark's **Glen Partridge** to **David Hayes** of Western Australia. Unfortunately, David was unable to be present to accept his award so chose Baseball WA's CEO Trevor Schumm to accept on his behalf.

- 👉 Chairman of Baseball WA since Jan 2006.
- 👉 Instrumental in setting the strategic direction of BWA.
- 👉 Developed strategic plan in consultation with member clubs June 2006 and has continued to revise and modify contents and execution of the Plan.
- 👉 Led BWA in establishing and achieving annual key results schedule (AKRS) set out by the Department of Sport and Recreation WA. As a result, BWA has moved from annual funding to triennial funding with an increase in level of support from Government.
- 👉 As Chairman, has rebuilt relationship with Tee Ball Association of WA and as a result has signed a number of MOUs which will ensure a strong working relationship for the two organisations to move forward.
- 👉 Focused on building Baseball in regional WA with a revitalised Baseball interest from Kalgoorlie, Geraldton, Avon Valley and Karratha resulting in building the game of Baseball and taking part in future competitions and state championships.



### Europcar Club of the Year

The Europcar Club of the Year award was presented by ABF Vice President **Colin Pitt** and Rugby League Legend **Allan 'Alfie' Langer** to Macleay Valley Cougars Baseball Club of New South Wales. The Award was accepted by Club President **Hector McMillan** and Secretary **Lyn McMillan**.



- 👉 Host of the 2007 and 2008 National Regional Youth Championships.
- 👉 Four club representatives selected for 2004 National Youth Championships.
- 👉 U16 representative team selected for 2007 National Regional Youth Championships.
- 👉 2005 Open Men's Country Champions.
- 👉 2001 Hastings U10 T-Ball NSW Country Champions.
- 👉 2005 Certificate of Merit presented by Mayor Kempsey to top players.
- 👉 2006 and 2007 NSW Country Championship Macleay Valley Baseball Open Women's Champions.
- 👉 2005 NSW Country Championship B Division Macleay Valley Baseball Open Men's Champions.

- 👉 Producer of champions: A recorded 19 players achieving state representative level; **Ryan McMillan** Australian Team U17 and U19, All Stars Team, World Series Finalist College Team, US College Baseball; **Kim McMillan** National Women's 2007 Australian Squad; **Tim Atherton** Australian Teams U17 and U19, US Major League Club and **Scott Harrison** Australian Team U17.
- 👉 Cougar Cubs T-Ball – approximately 40 members.
- 👉 Club is family orientated with children growing to assist in club responsibilities in encouraging younger Cubs and assisting in their training and coaching.
- 👉 Two recent scholarships to NSW Institute of Sport (**Craig Fisher** and **Stacey Jordan**), plus four attending NSW Institute of Sport "Train Ons" (**Sam Flanagan, Joel Townsend, Jarrod Saul** and **Beau Henry**).
- 👉 Two CBNSW representatives to attend the 2008 National Women's Championship.
- 👉 Fully operating website with over 25,000 hits over the last year ([www.macleayvalley.Baseball.com.au](http://www.macleayvalley.Baseball.com.au)).



### DOLA State Association of the Year



The DOLA State Association of the Year award was presented by All of Sport Sponsor Absolute Alpha's **Peter Wood** and Award Sponsor DOLA representative **Matt Aubrey** to Baseball WA. The Award was accepted by Baseball WA's General Manager **Trevor Schumm**.

- 👉 Proactively lobbied Government support to develop a premium Baseball facility.
- 👉 Concentrated efforts towards building a strategic sponsorship, media and marketing portfolio.
- 👉 Strongest state-based events program in the Country for 2007 / 08.
- 👉 Leaders in compliance of MyClub and MyCompetition.

### Sportscover Official of the Year

The Sportscover Official of the Year award was presented by ABF Director **Peter Williams** and ABF's sports insurance brokers Sportscover's **Steve Dymond** to **Mark Gooding** of Victoria.



- 👉 1997 Wendelstedt School for Professional Umpires, Florida, USA.
- 👉 1997-2002 Umpire for Australian Baseball League / International Baseball League of Australia.
- 👉 2001 and 2003 Instructor at the Australian Baseball Umpires School.
- 👉 2002 Umpire for Micronesia Games.
- 👉 2003 Umpire Coordinator for South Pacific Games.
- 👉 2003-2005 Umpire for national tournament Claxton Shield.
- 👉 2005-2006 Instructor at the Major League Baseball Australian Academy Program.
- 👉 2006 Plate Umpire for the Bronze Medal Game at the Intercontinental Cup in Taiwan.
- 👉 2002-2008 State Director of Umpiring for Victoria.
- 👉 Major influence in the on-going promotion of the ABF's Umpire Development program both nationally and in Victoria.



## RESI Home Loans Coach of the Year

The RESI Home Loans Coach of the Year award was presented by Australian Baseball's National Head Coach **Jon Deeble** and RESI Home Loans' representative **Craig Finnie** to **Damian Shanahan** of Australian Capital Territory.



- 👉 Guided an incredibly young Australian provincial side to their best ever performance in the 2007 Claxton Shield with the team narrowly missing their first ever playoff berth since their entrance into the Competition in 2002.
- 👉 In August 2006, completed his sixth consecutive campaign as Assistant Coach of the Australia Junior National Team when he toured with the side to Cuba.
- 👉 Integral member of the Major League Baseball Australian Academy Program staff since the program's inception in 2001, where he has commanded

excellent performance and assisted the careers of many of Australia's current national squad in his role as Outfield Coordinator over the past 7 years.

- 👉 Continues to be one of the key components in Australia's SIS / SAS coaching network, recently accepting the position as head coach of the Victorian Institute of Sport program after four successful years at the helm of the ACT Academy of Sport Baseball program.

## Sportswear Queensland Player of the Year – Youth (Under 18)

The Sportswear Queensland Player of the Year – Youth (Under 18) was presented by Australian Baseball's National Youth Head Coach **Tony Harris** and Award Sponsor Sportswear Queensland's **Greg Morriss** to dual winners **Steven Kent** of Australian Capital Territory and **Mitch Denning** of New South Wales.

### Steven Kent:

- 👉 Competed in his debut professional season with the Atlanta Braves affiliate in the Gulf Coast League before joining the Australian Under 19 squad in Cuba for the World Championships.
- 👉 Earned the save in his first ever Claxton Shield appearance, pitching the final two outs in Australia Provincial's 8-6 win in the opening game of the 2007 tournament.
- 👉 Led all Australia Provincial pitchers in ERA in 2007.
- 👉 Earned the win in Australia's thrilling 2-1 victory over South Korea at the 2006 World Championships with 6 innings of 1-run ball against the eventual tournament winners.
- 👉 2006 Under 19 World Championship stats:



SEASON	TEAM	W	L	ERA	G	GS	CG	SHO	SV	SVO	IP	H	R	ER	HR	HBP	BB	SO
2006	Australia AAA	1	0	0.90	2	2	0	0	0	0	10.0	5	1	1	0	0	4	5

- 👉 2007 Claxton Shield stats:

SEASON	TEAM	W	L	ERA	G	GS	CG	SHO	SV	SVO	IP	H	R	ER	HR	HBP	BB	SO
2007	Australia Provincial	0	0	0.00	2	0	0	0	1	1	4.2	3	0	0	0	0	1	2

### Mitch Denning:

- 👉 After signing a professional contract with the Boston Red Sox in late 2005, Denning enjoyed a brilliant 2006 / 07 year representing Australia in the Under 19 World Championship and making his debut at Claxton Shield level.
- 👉 At the 2006 MLBAAP he was amongst the statistical leaders in nearly all major offensive categories including Games, Runs, Hits, At Bats, Batting Average and RBIs.
- 👉 Was a surprise star for the Australian Provincial squad in the 2007 Claxton Shield where his .316 batting average placed second in the team.



- Continued his good form into his debut professional season in 2007 hitting .301 for the Gulf Coast League Red Sox.
- 2006 Under 19 World Championship stats:

SEASON	TEAM	G	AB	R	H	2B	3B	HR	RBI	TB	BB	SO	SB	CS	SLG	AVG
2006	Australia AAA	7	26	2	8	1	1	1	7	14	2	7	0	0	.538	.308

- 2006 MLBAAP stats:

SEASON	TEAM	G	AB	R	H	2B	3B	HR	RBI	TB	BB	SO	SB	CS	SLG	AVG
2006	MLBAAP	62	191	33	59	16	1	0	20	77	25	21	9	3	.403	.309

- 2007 Claxton Shield stats:

SEASON	TEAM	G	AB	R	H	2B	3B	HR	RBI	TB	BB	SO	SB	CS	SLG	AVG
2007	Australia Provincial	5	19	4	6	0	0	0	6	6	1	3	1	0	.316	.316

### Radisson Resort Gold Coast Player of the Year – Open Women

The Radisson Resort Gold Coast Player of the Year – Open Women award was presented by ABF Director **Katie Bickford** and ABF General Manager Baseball Operations **Brett Pickett** to **Simone Wearne** of Victoria.



- Named as the 'Starting Pitcher' in the 2006 IBAF World All-Star team after her dominant performance over World Cup hosts Chinese Taipei, firing 5.1 shutout innings and leading the Aussies to a 4-0 win.
- Her three wins helped guide Victoria to a perfect 9-0 record at the 2007 National Women's Championship in Perth and was the winning pitcher in the final against NSW allowing just one earned run in a complete game gem.
- Named in the Australian Women's Squad in 2007, making it her sixth consecutive campaign as a member of the national team spanning three Women's World Series events (Canada, Australia and Japan) and two official IBAF World Cups.
- 2006 World Cup stats:

SEASON	TEAM	W	L	ERA	G	GS	CG	SHO	SV	SVO	IP	H	R	ER	HR	HBP	BB	SO
2006	Australia	1	0	0.00	2	1	0	0	0	0	5.2	3	0	0	0	0	0	1

- 2007 National Women's Championship stats:

SEASON	TEAM	W	L	ERA	G	GS	CG	SHO	SV	SVO	IP	H	R	ER	HR	HBP	BB	SO
2007	Victoria	3	0	1.40	3	3	2	1	0	0	15.0	13	6	3	0	0	0	6

### Edge85 Player of the Year – Open Men

The Edge85 Player of the Year – Open Men award was presented by Master of Ceremonies and ABF Baseball Operations Coordinator **Ben Foster** and Award Sponsor Edge85's **Bruce Edwards** to Peter Moylan of Victoria. Unfortunately, Peter Moylan could not be present to accept his award so nominated 'Mum' Pat to accept on his behalf.





- 👉 After making his debut in the Major Leagues in early 2006, Moylan had two separate stints with Atlanta toward the end of 2006 before finishing the season in the Majors.
- 👉 Moylan then returned home to anchor the Victorian Aces bullpen in the 2007 Claxton Shield, where his perfect 3 for 3 in saves helped guide the Aces to the national championship.
- 👉 Began the 2007 MLB season at 'AAA' before being recalled to the Majors on 14 April where he had one of the finest seasons ever by an Australian in the big leagues.

👉 Appeared in 31 games in the first half of 2007 establishing the benchmarks for a remarkable year in which he would end up leading all MLB rookies with a 1.80 ERA, a .208 opp average (min 80 IP) and 80 appearances (seventh overall in national league).

👉 2006 and 2007 MLB stats:

SEASON	TEAM	W	L	ERA	G	GS	CG	SHO	SV	SVO	IP	H	R	ER	HR	HBP	BB	SO
2006	Atlanta Braves	0	0	4.80	15	0	0	0	0	0	15.0	18	8	8	1	0	5	14
2007	Atlanta Braves	5	3	1.80	80	0	0	0	1	2	90.0	65	27	18	6	7	31	63
Career Totals		5	3	2.23	95	0	0	0	1	2	105.0	83	35	26	7	7	36	77

👉 2007 Claxton Shield stats:

SEASON	TEAM	W	L	ERA	G	GS	CG	SHO	SV	SVO	IP	H	R	ER	HR	HBP	BB	SO
2007	Victoria ACES	0	0	0.00	3	0	0	0	3	3	3.0	0	0	0	0	0	0	3

## Baseball Australia Hall of Fame Inductions

The Baseball Australia Hall of Fame Inductions were presented by ABF Director **Ron Finlay** and Australian Sports Commission Chief Executive Officer **Mark Peters** as follows:

For the era 1900-1918 – **Wallace Pratt** (deceased)

- 👉 Nominated as a Player.
- 👉 Pitcher and strong batter.
- 👉 Represented NSW from 1905-1914.
- 👉 Selected for NSW and Australia team to play against US Navy's combined Great White Fleet August 1908.
- 👉 Selected for Australia team to play against Chicago White Sox 4 January 1914.

For the era 1918-1946 – **Harold Kennett** (deceased)

- 👉 Nominated as a Player.
- 👉 Played for Burwood Club 1910, 1921 and 1922.
- 👉 Played for Marrickville District Baseball Club 1923-1942.
- 👉 Captain of Marrickville Club team which won the Sydney First Grade Premiership six years in succession (1937-1942).
- 👉 Represented NSW 1924-1936.
- 👉 Played in three pre-Claxton Shield interstate Baseball series.
- 👉 Represented NSW at the inaugural and future Claxton Shield series from 1934-1936.
- 👉 Selected in the Australian team to play against US Navy's combined Great White Fleet August 1925.
- 👉 Played against US Stanford University August 1928, 1929.
- 👉 Played against US Multonomah Athletics August 1929.
- 👉 Played against USS Astoria August 1934
- 👉 Played against Japanese Naval Squadron May 1935.
- 👉 Received honour and recognition for captaincy of NSW team.

For the Special Category – Player – **Shayne Bennett** of South Australia:



- 👉 Nominated as Special Category Player.
- 👉 Started Baseball with Kensington T-Ball Club.
- 👉 Played junior Baseball with East Torrens Payneham Baseball Club (U13, 15 and 17). Left East Torrens Payneham Baseball Club at 17 years of age to pursue an Australian football career with Collingwood Football Club. Returned to East Torrens Payneham Baseball Club 2001/02 as senior A-Grade coach and player (head coach 2001/02 and 2002/03).
- 👉 Moved to Kensington Baseball Club 2003/04 as senior A-Grade coach and player (head coach 2003/04, 2004/05, 2005/06, 2006/07).
- 👉 Premiership coach and player with Kensington Baseball Club 2003/04.
- 👉 Represented SA in all junior age groups.
- 👉 Assistant coach of SA U18 state team – two years.
- 👉 Head coach of SA U18 state team.
- 👉 1997 guided Adelaide Giants to playoffs (went 7-1 and struck out 50 in 43 innings worked – set ABL record of 15 strikeouts in a seven innings game).
- 👉 Only active major leaguer in the ABL during 1998 and again led the Giants in innings pitched (77.2), wins (6) and complete games (5).
- 👉 Despite continued concentration on major league career, proved his commitment to Australian Baseball to represent the Giants in 1999, going 4-1 with a 3.12 ERA to lead the Giants to the top of the ABL table.
- 👉 Anchored the Australian rotation at the 1999 Intercontinental Cup going 3-0 with a 1.62 ERA in 16.2 innings worked with Australia taking its first ever international competition Gold medal.
- 👉 Number 1 starting pitcher at the 2000 Sydney Olympics not giving up an earned run.
- 👉 Seventh Australian to play in the American Major Leagues – debuting for Montreal against Chicago Cubs in 1997.
- 👉 Selected by Chicago White Sox in the 34th Round (960th overall) of the 1992 Amateur Entry Draft.
- 👉 Selected by Boston Red Sox in the 25th Round (695th overall) of the 1993 Amateur Entry Draft.
- 👉 Traded by Boston Red Sox January 1996 to the Montreal Expos.
- 👉 State Achievements: Winner of Baseball SA junior medal “Best and Fairest” for U15; State Director of Coaching (4 years); ABL Adelaide Giants (SA) 1994, 1997-1999; ABL East Coast Cougars (QLD) 1995 and 1996; IBLA SA Bit (SA) 2000.
- 👉 National Achievements: Represented Australia at Sydney Intercontinental Cup 1999; Sydney Olympic Games 2000; Guam Baseball Confederation of Oceania World Cup Qualifier 2003; 1997 ABL set strikeout record of 15 for a 7 innings game; 1996 ABL Reliever of the Year – Gold Coast Cougars; 2005 MC of the Inaugural Baseball Australia Hall of Fame annual event.
- 👉 International Achievements: 1993 – Threw a no-hitter while in College (College of DuPage); 1993 – Member of All Conference Team for College; 1995 – All Star Team – Florida State League – A+ Minor League; 1996 – Member of ‘AA’ Championship winning team in the Eastern League with the Harrisburg Senators, Montreal Expos affiliate); 1998 – Threw a pitch for Mark McGwire’s 66th home run; 1999 – Gold medal member of Australian National Team – winner of the 1999 Intercontinental Cup.



For the era 1968-1988 – **Don Knapp** of Western Australia



- 👉 Nominated as a Player.
- 👉 In his youth, represented his State (Oregon) in three amateur national championships.
- 👉 1967 selected to the All State Team.
- 👉 1967 drafted by New York Mets into summer draft but accepted a four year scholarship to the University of Oregon instead.
- 👉 1972 migrated to Western Australia under a development scheme initiated by Kevin Parry.
- 👉 Most dominant player in WA.

- 👉 Together with Bob Ossey, improved the performance of the WA team resulting in four from five Claxton Shield wins (1975-1979).
- 👉 National Helms Award winner as a rookie player in 1972.
- 👉 Represented WA as captain and coach for next nine seasons, including five national championship teams.
- 👉 Australian team members – All Star Team selection 1972.
- 👉 Australian team domestic series 1973-1975.
- 👉 MVP WA Claxton Shield team – Mickle medal winner 1975.
- 👉 Inaugural WA Baseball League Peter Solomon award winner (RBI) 1977.
- 👉 WA Claxton Shield team champions 1975, 1977, 1978, 1979.
- 👉 Became Australian citizen 1978.
- 👉 Australian team member and co-captain – 25th World Championship (Italy) 1978.
- 👉 Australian team member of Korea and Japan tour 1979 and 1980.
- 👉 National Claxton Shield Golden Glove award winner 1982.
- 👉 Created Western Australia “Brewers” concept 1984.
- 👉 Organised and put into practice one of the first state technical committees.



- 👉 WA Baseball League John Cole Outstanding Achievement award 1985.
- 👉 Stats for Claxton Shield (partial) period 1972-1985: PA-295, AB-250, RS-42, SH-79, (Ave-.361%), PO-403, A-57, E-5, (Ave-.989%), BB-41, SO-14, RBI-41.
- 👉 ABL – Perth Heat Administrator 1990-1994.
- 👉 ABF Manager High Performance 1994-2004.
- 👉 ABF Manager Baseball Operations 1995-2004.
- 👉 ABF Chief Executive Officer 2004-2007.

Don was also awarded a personal commendation by Master of Ceremonies Ben Foster on behalf of the Australian Baseball Federation.



# FINANCIAL STATEMENTS FOR THE YEAR ENDED 30 JUNE 2008

## BOARD REPORT

In accordance with a resolution of the Board of Directors, the Directors present their financial report for the Australian Baseball Federation Inc for the year ended 30 June 2008 and the state of the Australian Baseball Federation Inc financial affairs as at that date.

## BOARD MEMBERS

The following persons held office as board members of the Australian Baseball Federation Inc during the period, or since the end of the year and up to the date of this paper.

Geoff Pearce	Chair / President
Colin Pitt	Vice Chair / Vice President
Ron Finlay	Director
Peter Williams	Director
Deborah Healey	Director
Katie Bickford	Director
David Hynes	Director
John May	Chief Executive Officer

## BOARD MEETINGS

During the year three board meetings were held which were attended by the following members:

Geoff Pearce  
Colin Pitt  
Ron Finlay (attended two board meetings)  
Peter Williams  
Deborah Healey  
Katie Bickford (attended two board meetings)  
David Hynes

## CHIEF EXECUTIVE OFFICER

Don Knapp resigned as Chief Executive Officer on 24 May 2007 and John May was appointed as Chief Executive Officer from 1 October 2007.

## PRINCIPAL ACTIVITIES

The general activities of the Australian Baseball Federation Inc are set out throughout this Annual Report and there were no significant changes from the principal mission "to provide national leadership and a national framework for harnessing the energies of the many Baseball people and organisations throughout Australia with the aim of building the business of Baseball for the benefit of all".

## REVIEW OF OPERATIONS

The surplus / (deficit) from ordinary activities amounted to:

	<b>Year Ended 30 June 2008</b>	<b>Year Ended 30 June 2007</b>
	<b>\$</b>	<b>\$</b>
ABF Operations	17,857	170,320
MLBAAP	22,222	25,428
BALME	-	(59,007)

## CHANGES IN STATE OF AFFAIRS

During the year the BALME account ceased trading after all debtors' income was received.

## BOARD MEMBER BENEFITS

One board member has received, or is entitled to receive, during or since the financial year, a benefit because of a contract made by the entity, or related body corporate, with the board member, a firm which the board member is a member, or an entity in which the board member has a substantial financial interest.

John May (Newcom Pty Ltd)	Chief Executive Officer	\$112,500
---------------------------	-------------------------	-----------

This statement excludes any benefit included in the aggregate amount of the emoluments received or due and receivable by board members shown in the entity's accounts, or the fixed salary of a full time employee of the entity or related body corporate.

## FINANCIAL POSITION

The net assets of the entity have remained constant over the year.

## AFTER BALANCE DATE EVENTS

There have been no significant changes in the state of affairs of the Australian Baseball Federation since year end.

## OFFICERS' INDEMNITIES AND INSURANCE

During the financial year the Australian Baseball Federation Inc entered into an insurance contract which serves to indemnify directors and staff for costs incurred by them in defending legal proceedings arising out of the performance of their normal duties as directors and staff officers.

## ENVIRONMENTAL ISSUES

The entity's operations are not subject to significant environmental regulation under the law of the Commonwealth and State.


**AUDITOR'S INDEPENDENCE DECLARATION**

A copy of the auditor's independence declaration as required under section 307C of the Corporations Act 2001 has been included.

Signed in accordance with a resolution of the members of the Board on: 3 November 2008.



Geoff Pearce, President



John May, Chief Executive Officer

**AUSTRALIAN BASEBALL FEDERATION INC**  
**ABN 18 610 026 404**

**INDEPENDENT AUDIT REPORT**

**TO THE MEMBERS OF THE AUSTRALIAN BASEBALL FEDERATION INC**

We have audited the accompanying financial report of the Australian Baseball Federation Inc which comprises the balance sheet as at 30 June 2008 and the income statement, statement of changes in equity and cash flow statement for the year ended on that date, a summary of significant accounting policies, other explanatory notes and the directors' declaration.

**DIRECTORS' RESPONSIBILITY FOR THE FINANCIAL REPORT**

The directors of the disclosing entity are responsible for the preparation and true and fair representation of the financial report in accordance with Australian Accounting Standards (including the Australian Accounting Interpretations) and the *Corporations Act 2001*. This responsibility includes establishing and maintaining internal controls relevant to the preparation and fair presentation of the financial report that is free from material misstatement, whether due to fraud or error; selecting and applying appropriate accounting policies; and making accounting estimates that are reasonable in the circumstances.

**AUDITOR'S RESPONSIBILITY**

Our responsibility is to express an opinion on the financial report based on our audit. Except as discussed in the qualification paragraph, we conducted our audit in accordance with Australian Auditing Standards. These Auditing Standards require that we comply with relevant ethical requirements relating to audit engagements and plan and perform the audit to obtain reasonable assurance whether the financial report is free from material misstatement.

An audit involves performing procedures to obtain audit evidence about amounts and disclosures in the financial report. The procedures selected depend on the auditor's judgment, including the assessment of the risks of material misstatement of the financial report, whether due to fraud or error. In making those risk assessments, the auditor considers internal control relevant to the entity's preparation and fair presentation of the financial report in order to design audit procedures that are appropriate in the circumstances, but not for the purpose of expressing an opinion on the effectiveness of the entity's internal control. An audit also includes evaluating the appropriateness of accounting policies used and reasonableness of accounting estimates made by the directors, as well as evaluating the overall presentation of the financial report.

We believe that the audit evidence we have obtained is sufficient and appropriate to provide a basis for our audit opinion.

**INDEPENDENCE**

In conducting our audit we have complied with the independence requirements of the *Corporations Act 2001*. We confirm that the independence declaration required by the *Corporations Act 2001*, provided to the directors of the Australian Baseball Federation Inc on 17 October 2008 would be in the same terms if provided to the directors as at the date of this auditor's report.



## AUDIT OPINION

In our opinion the financial report of the Australian Baseball Federation Inc is in accordance with the *Corporations Act 2001*, including:

- (1) giving a true and fair view of the disclosing entity's financial position as at 30 June 2008 and of its performance for the year ended on that date; and
- (2) is complying with Australian Accounting Standards (including Australian Accounting Interpretations) and the *Corporations Regulations 2001*.

## SIGNIFICANT UNCERTAINTY REGARDING WORLD MARKETS

Without qualification to the opinion expressed above, we draw attention to Note 7 to the financial statements. The disclosing entity has overseas investments. The directors have entered into negotiations to have the investment redeemed and returned to Australia.

At the date of this report there exists an uncertainty as to the timing and amount of the redemption. Accordingly, no provision has been made for loss (if any) on redemption of this investment.

This opinion must be read in conjunction with the rest of our audit report.

Signed on: 3 November 2008



---

Russell John Trevorrow  
Registered Company Auditor No. 8708  
JMR Group  
PO Box 4055, Robina Town Centre, Qld 4230

**AUSTRALIAN BASEBALL FEDERATION INC  
ABN 18 610 026 404**

**AUDITOR'S INDEPENDENCE DECLARATION**

**UNDER SECTION 307C OF THE CORPORATIONS ACT 2001**

TO: The Board Members of Australian Baseball Federation Inc

I declare that, to the best of my knowledge and belief, during the year ended 30 June 2008, there have been:

- (i) no contraventions of the auditor independence requirements as set out in the Corporations Act 2001 in relation to the Audit; and
- (ii) no contraventions of any applicable code of professional conduct in relation to the audit.

Signed on: 3 November 2008



---

Russell John Trevorrow  
Registered Company Auditor No. 8708  
JMR Group  
PO Box 4055, Robina Town Centre, Qld 4230

AUSTRALIAN BASEBALL FEDERATION INC  
ABN 18 610 026 404

TRADING AS BASEBALL AUSTRALIA LICENSING AND MERCHANDISING ENTERPRISES  
INCOME AND EXPENDITURE STATEMENT  
FOR THE YEAR ENDED 30 JUNE 2008

2007		2008	2008
		\$ DR	\$ CR
	<b>INCOME</b>		
4,363	Ball Sales		
37,847	Uniform Sales		
136	Licensing Logo Sales		
<u>42,346</u>			<u>-</u>
	<b>EXPENSES</b>		
154	Bank Fees		
1,200	Consultancy		
100,000	Royalty Payments (05/06 \$40K and 06/07 \$60K)		
	Travel Expenses		
<u>101,354</u>			<u>-</u>
<u><b>-59,008</b></u>	<b>BALME SURPLUS / (DEFICIT) FOR THE YEAR</b>		

**AUSTRALIAN BASEBALL FEDERATION INC**  
**ABN 18 610 026 404**

**TRADING AS MAJOR LEAGUE BASEBALL AUSTRALIAN ACADEMY PROGRAM**  
**INCOME AND EXPENDITURE STATEMENT**  
**FOR THE YEAR ENDED 30 JUNE 2008**

<b>2007</b>		<b>2008</b>	<b>2008</b>
		<b>\$ DR</b>	<b>\$ CR</b>
<b>INCOME</b>			
210,000	ABF Sponsorship		210,000
37,080	Player Levy		35,850
1,540	Bank Interest		2,291
330,322	MLB Sponsorship		301,005
54,018	MLB Clubs		48,635
-	Texas Colts		22,273
-	Qantas Sponsorship		10,000
632,960			630,054
<b>EXPENSES</b>			
194,942	Accom / Meals – Players	203,116	
102,420	Accom / Meals – Staff	80,952	
-	Accom / Meals – Texas Colts	15,624	
4,100	ACE Coordinator	4,100	
7,024	Admin / Office Expenditure	6,424	
23,077	Airfares – Domestic	25,283	
-	Airfares – International – MLB Staff	10,000	
2,400	Balls	-	
5,000	Bats	4,109	
82,421	Coaching Staff	74,859	
5,176	Computer / Video Hire	6,583	
1,500	Dartfish Staff Payments	-	
4,000	Equipment Hire	1,837	
22,768	Facility Hire	24,779	
2,352	Functions & Meetings	1,958	
3,529	Game Day Expenditure	4,617	
14,790	Ground Transport	12,613	
5,591	Internet Usage	1,586	
10,400	Laundry / Laundry Room Hire	21,901	
4,864	Miscellaneous	2,346	
1,152	Motor Coach Transport	1,070	
20,825	Outsourced Meals	25,796	
4,009	Power Training Course	-	
-	Professional Development Workshops	700	
15,000	Program Management	10,636	
36,793	SS / SM Trainers	23,105	
1,569	Supplies & Miscellaneous Expenditure	2,421	
13,020	Tutorial Support	17,120	
18,812	Uniforms	24,297	
607,532			607,832
<b>25,428</b>	<b>MLBAAP SURPLUS / (DEFICIT) FOR THE YEAR</b>		<b>22,222</b>

**AUSTRALIAN BASEBALL FEDERATION INC**  
**ABN 18 610 026 404**

**INCOME AND EXPENDITURE STATEMENT**  
**FOR THE YEAR ENDED 30 JUNE 2008**

<b>2007</b>	<b>Note</b>	<b>2008</b>	<b>2008</b>
		<b>\$ DR</b>	<b>\$ CR</b>
<b>INCOME</b>			
<b>Australian Sports Commission Grants</b>			
146,000	Development		146,000
1,373,500	High Performance		1,347,000
-	Play Ball		-
3,830	Umpire Scholarship		3,339
19,340	Project CONNECT		4,160
1,542,670			1,500,499
<b>Other Grants</b>			
93,000	AOC International Grant		93,000
93,000			93,000
<b>Sponsorships / Claxton Shield</b>			
225,635	Astarra		225,000
5,524	Hughes Travel		5,000
5,322	Moves Travel – 2% Rebate		-
49,150	Claxton Shield		100,080
3,250	Country Club International		1,625
7,500	Sportscover		7,500
17,905	Mizuno Equipment – Contra (see HP Expenses)		14,274
-	BADA Sponsorship		19,818
-	Sponsorship – Other		53,500
314,286			426,797
<b>Member Fees</b>			
33,500	Affiliation Fees / Championship Levy		34,100
2,967	Coaches Accreditation		1,560
408,512	National Registration / Insurance Fees		429,491
79,830	National My Rewards Program Membership Fees		57,066
197,190	Player Contributions		84,792
1,650	Scorers Accreditation		1,550
8,094	Umpires Accreditation		8,468
11,945	Coaching Course Levy / DO Conference Levy		7,000
743,688			624,027
<b>Other Income</b>			
15,331	Interest Earned		10,195
18,486	Investment Income		38,013
40,760	Profit on Investment Income	<b>18</b>	39,746
6,000	Academy Salary Support		5,000
100,000	BALME Royalties		-
-	Baseball Downunder Program		23,120
12,000	Project CONNECT		-

**AUSTRALIAN BASEBALL FEDERATION INC**  
**ABN 18 610 026 404**

**INCOME AND EXPENDITURE STATEMENT**  
**FOR THE YEAR ENDED 30 JUNE 2008**

<b>2007</b>	<b>Note</b>	<b>2008</b>	<b>2008</b>
		<b>\$ DR</b>	<b>\$ CR</b>
	<b>Other Income continued</b>		
18,242	Player Signing Fees		21,697
-	High Performance		61,007
209,679	MLB WBC		-
16,096	Rule Books, Manuals, CDs, Score Books, Merchandise		20,653
2,964	Commissions & Rebates (Qantas, Europcar, etc)		3,916
15,500	Salary Subsidy ITC (ACTAS / ACTBA)		15,500
8,082	Sales Uniforms / Shirts / Equipment		6,184
1,859	Sanction Fees & Sundry Income		3,064
464,999			248,095
<b>3,158,643</b>	<b>TOTAL GENERAL INCOME</b>		<b>2,892,418</b>
	<b>EXPENSES</b>		
	<b>High Performance</b>		
139,572	AAA Program	-	
86,489	AA Program	-	
73,916	Cal Ripken Program	75,137	
76,667	Elite Coaches	89,577	
310,453	ITC Program	318,655	
15,941	Meetings – General	23,967	
17,905	Mizuno – Equipment – Contra	14,274	
210,000	MLBAAP	210,000	
8,716	National Championships / Selections	15,511	
23,087	Professional Development – Coaches	1,000	
44,866	Senior Team Summer Program	89,786	
142,033	Senior Team Program	135,644	
87,603	Senior Team WBC	218,693	
-	Senior Team vs Canada	6,845	
20,802	Equipment	23,637	
20,541	Sports Science / Sports Medicine	30,877	
55,427	Women's Team	19,233	
1,334,018			1,272,836
	<b>Development &amp; Resources / Claxton Shield</b>		
15,839	Play Ball Program	-	
19,340	Project CONNECT	4,161	
10,742	Baseball Downunder Program	16,574	
153,962	Claxton Shield	219,405	
12,052	Hall of Fame Dinner	12,427	
9,477	Club Development Program	-	

**AUSTRALIAN BASEBALL FEDERATION INC**  
**ABN 18 610 026 404**

**INCOME AND EXPENDITURE STATEMENT**  
**FOR THE YEAR ENDED 30 JUNE 2008**

<b>2007</b>	<b>Note</b>	<b>2008</b>	<b>2008</b>
		<b>\$ DR</b>	<b>\$ CR</b>
<b>Development &amp; Resources / Claxton Shield continued</b>			
44,728	Coaching	27,410	
7,395	Development Manager – Expenses	21,087	
8,518	Project Tassie	-	
3,122	Resource Development	467	
6,528	Yardball Program	109	
-	Little League	17,983	
291,703		319,623	
<b>Umpire Development</b>			
4,227	National Championship Costs	4,792	
8,070	Production – Score Books / Rule Books	14,570	
5,809	Purchase Umpire / Inst Uniforms	4,812	
1,796	Seminar / Camp Costs	8,427	
9,085	Umpire Academy	9,468	
3,830	Umpire Scholarship – ASC	3,339	
3,240	Umpire Directorate Meetings	-	
36,057		45,408	
<b>Committees / Workshops</b>			
5,270	Development Officers Workshops	-	
3,376	Executive Officers Workshops	3,288	
257	Heritage Committee	209	
8,013	Scorers Workshop	11,443	
49,516	Tournament Management Committee	37,340	
66,432		52,280	
<b>Administration</b>			
6,700	Accounting & Audit Fees	11,100	
160	Annual General Meeting	100	
2,446	Bank Fees & Charges	3,259	
12,000	Board Expenses	14,000	
10,615	Board Meetings	7,136	
8,904	Consultancy Services	163,585	
9,244	Ground Transport	11,934	
3,304	Council Meetings	4,409	
15,032	Depreciation	29,265	
2,712	Depreciation – Minor Assets	621	
227	Donations	91	
6,216	Financing Costs	4,400	
193,485	Insurance – National	166,403	
2,694	Insurance – Contents	2,764	
18,780	IT Resources / Development	18,441	
13,140	Lease / Rental Equipment – Copier / Printer	14,806	
-	Legal Fees	6,938	
70,363	My Rewards National Program	53,192	



**AUSTRALIAN BASEBALL FEDERATION INC**  
**ABN 18 610 026 404**

**INCOME AND EXPENDITURE STATEMENT**  
**FOR THE YEAR ENDED 30 JUNE 2008**

<b>2007</b>	<b>Note</b>	<b>2008</b>	<b>2008</b>
		<b>\$ DR</b>	<b>\$ CR</b>
	<b>Administration continued</b>		
-	National Little League Costs	5,616	
89,984	Royalty Payments to States	-	
6,855	Sponsor Service Costs / Prom Budget Astarra	13,609	
3,430	Subscriptions / Memberships	1,601	
28,724	Travel / Accommodation – Domestic	24,697	
11,500	Travel / Accommodation – International	7,673	
516,515		565,640	
	<b>Office Costs</b>		
2,887	Cleaning	2,457	
8,137	Computer Systems Maintenance	10,573	
8,358	Computer System Rental	8,340	
33,950	Computer Website Hosting	33,030	
2,419	Electricity	2,584	
2,319	Photocopier / Printer Supplies	337	
6,219	Postage / Freight / Couriers	5,946	
9,817	Printing & Stationery	9,283	
61,963	Rent – Southport	72,679	
2,261	Replacements (tools, etc)	2,240	
8,050	Storage	-	
11,477	Telephone & Fax – General	11,527	
4,362	Telephone – Mobiles	10,325	
3,471	Telephone System – Rental	2,906	
165,690		172,227	
	<b>Staffing Costs</b>		
6,712	Fringe Benefit Tax	1,243	
-11,207	Provision for Annual Leave	-8,134	
-17,994	Provision for Long Service Leave	-3,113	
531,906	Salaries	396,995	
-	Salary Expenses – Other	3,052	
20,750	Staff Amenities Recruit Training	15,562	
43,416	Superannuation	35,197	
4,325	Workers Comp Insurance	5,745	
577,908		446,547	
<b>2,988,323</b>	<b>TOTAL GENERAL EXPENSES</b>	<b>2,874,562</b>	

**AUSTRALIAN BASEBALL FEDERATION INC**  
**ABN 18 610 026 404**

**INCOME AND EXPENDITURE STATEMENT**  
**FOR THE YEAR ENDED 30 JUNE 2008**

2007		Note	2008 \$ DR	2008 \$ CR
<u>170,320</u>	<b>General Surplus / (Deficit) for the Year</b>		<u>17,857</u>	
-59,008	BALME Surplus / (Deficit) for the Year		-	
<b>111,312</b>			<b>17,857</b>	
25,428	MLBAAP Surplus / (Deficit) for the Year		22,222	
<b>136,741</b>	<b>Net Surplus from Operations</b>		<b>40,079</b>	
-59,246	Less: Transfer to Investment Reserve	14	-	
<u>77,495</u>	<b>Combined Surplus / (Deficit) for the Year</b>		<u>40,079</u>	

**AUSTRALIAN BASEBALL FEDERATION INC**  
**ABN 18 610 026 404**

**BALANCE SHEET**  
**AS AT 30 JUNE 2008**

<b>2007</b>		<b>Note</b>	<b>2008</b>
	<b>CURRENT ASSETS</b>		
741,001	Cash Assets	<b>4</b>	599,283
385,486	Receivables	<b>5</b>	471,807
93,621	Other	<b>6</b>	264,390
<u><b>1,220,108</b></u>	<b>TOTAL CURRENT ASSETS</b>		<u><b>1,335,480</b></u>
	<b>NON-CURRENT ASSETS</b>		
1,362,254	Other Financial Assets	<b>7</b>	1,413,900
55,591	Property, Plant & Equipment	<b>8</b>	72,470
<u><b>1,417,845</b></u>	<b>TOTAL NON-CURRENT ASSETS</b>		<u><b>1,486,370</b></u>
<u><b>2,637,953</b></u>	<b>TOTAL ASSETS</b>		<u><b>2,821,850</b></u>
	<b>CURRENT LIABILITIES</b>		
87,449	Payables	<b>9</b>	156,063
51,815	Current Tax Liabilities	<b>10</b>	33,951
206,118	Other	<b>11</b>	198,332
<u><b>345,382</b></u>	<b>TOTAL CURRENT LIABILITIES</b>		<u><b>388,346</b></u>
	<b>NON-CURRENT LIABILITIES</b>		
-	Interest Bearing Liabilities		-
35,999	Provisions	<b>12</b>	24,752
<u><b>35,999</b></u>	<b>TOTAL NON-CURRENT LIABILITIES</b>		<u><b>24,752</b></u>
<u><b>381,381</b></u>	<b>TOTAL LIABILITIES</b>		<u><b>413,098</b></u>
<u><b>2,256,572</b></u>	<b>NET ASSETS</b>		<u><b>2,408,752</b></u>
	<b>MEMBERS' EQUITY</b>		
1,215,959	Reserves	<b>13</b>	1,328,060
1,040,613	Members' Equity	<b>14</b>	1,080,692
<u><b>2,256,572</b></u>	<b>TOTAL MEMBERS' EQUITY</b>		<u><b>2,408,752</b></u>

**AUSTRALIAN BASEBALL FEDERATION INC**  
**ABN 18 610 026 404**

**STATEMENT OF CASH FLOWS**  
**FOR THE YEAR ENDED 30 JUNE 2008**

	<b>2008</b>	<b>2007</b>
	\$	\$
<b>CASH FLOW FROM OPERATING ACTIVITIES</b>		
Receipts from Customers	3,471,978	3,269,739
Payments to Suppliers & Employees	-3,810,540	-3,276,658
Interest Received	50,500	35,357
Interest & Other Costs of Finance	-	6,216
Net Cash Provided by (used in) Operating Activities (Note 2)	<b>-288,062</b>	<b>34,654</b>
<b>CASH FLOW FROM INVESTING ACTIVITIES</b>		
<b>Payment for:</b>		
Other Assets	-	2,712
Payments for Property, Plant & Equipment	46,144	18,490
<b>Proceeds from Disposal of:</b>		
Proceeds from Sale of Investments	100,200	175,049
Net Cash Provided by (used in) Investing Activities	146,344	196,252
Net Increase (decrease) in Cash Held	-141,718	230,906
Cash at the Beginning of the Year	741,001	510,094
Cash at the End of the Year (Note 1)	599,283	741,001

	<b>2008</b>	<b>2007</b>
	\$	\$
<b>NOTE 1: RECONCILIATION OF CASH</b>		
For the purposes of the statement of cash flows, cash includes cash on hand and in banks and investments in money market instruments, net of outstanding bank overdrafts.		
Cash at the end of the year as shown in the statement of cash flows is reconciled to the related items in the balance sheet as follows:		
National Bank Cheque Account	26,497	327,226
Westpac Bank Queensland	81,623	183,410
Business Investment (on call)	472,600	196,686
Term Deposits	17,976	16,842
Cash at Bank – BALME	98	15,346
Petty Cash	489	1,488
	599,283	741,001

**AUSTRALIAN BASEBALL FEDERATION INC**  
**ABN 18 610 026 404**

**STATEMENT OF CASH FLOWS**  
**FOR THE YEAR ENDED 30 JUNE 2008**

	<b>2008</b>	<b>2007</b>
	\$	\$
<b>NOTE 2: RECONCILIATION OF NET CASH PROVIDED BY / USED IN OPERATING ACTIVITIES TO NET PROFIT</b>		
Operating Profit (Loss) After Tax	40,079	136,740
Depreciation	29,264	15,031
(Profit) / Loss on Sale of Property, Plant & Equipment	-39,746	-40,759
Changes in assets and liabilities net of effects of purchases and disposals of controlled entities:		
Increase (Decrease) in Assets	-92,286	-4,749
(Increase) Decrease in Trade & Term Debtors	-86,321	29,835
(Increase) Decrease in Prepayments	-170,769	84,165
Increase (Decrease) in Trade Creditors & Accruals	68,614	4,766
Increase (Decrease) in Other Creditors	-25,650	-161,177
Increase (Decrease) in Sundry Provisions	-11,247	-29,200
<b>Net Cash Provided by Operating Activities</b>	<b>-288,062</b>	<b>34,654</b>

**AUSTRALIAN BASEBALL FEDERATION INC**  
**ABN 18 610 026 404**

**NOTES TO THE FINANCIAL STATEMENTS**  
**FOR THE YEAR ENDED 30 JUNE 2008**

**NOTE 1: STATEMENT OF SIGNIFICANT ACCOUNTING POLICIES**

The financial report is a general purpose financial report that has been prepared in accordance with Accounting Standards, Urgent Issues Group Consensus Views and other authoritative pronouncements of the Australian Accounting Standards Board and the requirements of the Associations Incorporations Act South Australia.

The financial report covers the Australian Baseball Federation Inc (ABF) and includes the following divisions:

- 👉 Major League Baseball Australian Academy Program (MLBAAP); and
- 👉 Baseball Australia Licensing and Merchandising Enterprises (BALME) – ceased operations.

These divisions have separate operating income and expenditure statements to the ABF, however, the balance sheet represents a consolidation of all divisions.

The financial report of the ABF and the divisions of MLBAAP and BALME comply with all Australian equivalents to International Financial Reporting Standards (IFRS) in their entirety.

The following is a summary of the material accounting policies adopted by the economic entity in the preparation of the financial report. The accounting policies have been consistently applied, unless otherwise stated.

**Basis of Preparation**

The ABF has prepared financial statements in accordance with the Australian equivalents to IFRS from 1 July 2005.

**Reporting Basis and Conventions**

The financial report has been prepared on an accruals basis and is based on historical costs modified by the revaluation of selected non-current assets and financial assets and financial liabilities for which the fair value basis of accounting has been applied.

**Accounting Policies**

**Income Tax**

The ABF does not incur a liability for income tax due to an exemption under the Income Tax Act.

**Plant and Equipment**

Each class of property, plant and equipment is carried at cost of fair value, less (where applicable) any accumulated depreciation and impairment losses.

(1) **Plant and Equipment**

Plant and equipment is measured on the cost basis less depreciation and impairment losses.

The carrying amount of plant and equipment is reviewed annually to ensure it is not in excess of the recoverable amount from those assets. The recoverable amount is assessed on the basis of the expected net cash flows that will be received from the assets employment and subsequent disposal. The expected net cash flows have not been discounted to present values in determining the recoverable amounts.

The cost of fixed assets constructed within the ABF includes the cost of materials, direct labour, borrowing costs and an appropriate proportion of fixed and variable overheads.

Subsequent costs are included in the asset's carrying amount recognised as a separate asset, as appropriate, only when it is probable that the future economic benefits associated with the item will flow to the company and the cost of the item can be measured reliably. All other repairs and maintenance are charged to the income statement during the financial period in which they are incurred.

(2) **Depreciation**

The depreciable amount of all fixed assets is depreciated on a straight line basis over their useful lives to the ABF commencing from the time the asset is held ready for use. Leasehold improvements are depreciated over the shorter of either the unexpired period of the lease or the estimated useful lives of the improvements.

The depreciation rates used for each class of depreciable asset are:

Class of Asset	Depreciation Rate %
Furniture & Fittings	20%
Office Equipment	30%
Computer Equipment	40%

The assets residual values and useful lives are reviewed and adjusted if appropriate at each balance sheet date.

An asset's carrying amount is written down immediately to its recoverable amount if the asset's carrying amount is greater than its estimated recoverable amount.

Gains and losses on disposal are determined by comparing proceeds with the carrying amount. These gains or losses are included in the income statement. When revalued assets are sold, amounts included in the revaluation reserve relating to that asset are transferred to retained earnings.

**Leases**

Lease payments under operating leases where substantially all the risks and benefits remain with the leaser, are charged as expenses in the periods in which they are incurred.



## Financial Instruments

### (1) **Recognition**

Financial instruments are initially measured at cost on trade date which includes transaction costs when the related contractual rights or obligations exist. Subsequent to initial recognition these instruments are measured as set out below.

### (2) **Financial Assets at Fair Value through Profit and Loss**

A financial asset is classified in this category if acquired principally for the purpose of selling in the short term, or if so designated by management and within the requirements of AASB139: Recognition and Measurement of Financial Instruments. Derivatives are also categorised as held for trading unless they are designated as hedges. Realised and unrealised gains and losses arising from changes in fair value of these assets are included in the income statement in the period in which they arise.

### (3) **Loans and Receivables**

Loans and receivables are non-derivative financial assets with fixed or determinable payments that are not quoted in an active market are stated at amortised cost using the effective interest rate method.

### (4) **Held-to-Maturity Investments**

These investments have fixed maturities and it is the company's intention to hold these investments to maturity. Any held-to-maturity investments are stated at amortised cost using the effective interest rate method.

### (5) **Available-for-Sale Financial Assets**

Available-for-sale financial assets include any financial assets not included in the above categories. Available-for-sale financial assets are reflected at fair value. Unrealised gains and losses arising from changes in fair value are taken directly to equity.

### (6) **Financial Liabilities**

Non-derivative financial liabilities are recognised at amortised cost, comprising original debt, less principal payments and amortisation.

### (7) **Derivative Instruments**

Derivative instruments are measured at fair value. Gains and losses arising from changes in fair value are taken to the income statement unless they are designated as hedges.

### (8) **Fair Value**

Fair value is determined based on current bid prices for all quoted investments. Valuation techniques are applied to determine the fair value for all unlisted securities, including recent arm's length transactions, reference to similar instruments and option pricing models.

(9) **Impairment**

At each reporting date the committee members assess whether there is objective evidence that financial instrument has been impaired. In the case of available-for-sale financial instruments a prolonged decline in value of the instrument is considered to determine whether impairment has arisen. Impairment losses are recognised in the income statement.

**Impairment of Assets**

At each reporting date the committee members review the carrying values of its tangible and intangible assets to determine whether there is any indication that those assets have been impaired. If such an indication exists, the recoverable amount of the asset, being the higher of the assets fair value less costs to sell and value in use, is compared to the asset's carrying value. Any excess of the asset's carrying value over its recoverable amount is expensed to the income statement.

Impairment testing is performed annually for goodwill and intangible assets with indefinite lives.

Where it is not possible to estimate the recoverable amount of an individual asset, an estimate is made of the recoverable amount of the cash-generating unit to which the asset belongs.

**Foreign Currency Transactions and Balances**

(1) **Functional and Presentation Currency**

The functional currency of the ABF is measured using the currency of the primary economic environment in which it operates. The consolidated financial statements are presented in Australian dollars which is the company's functional and presentation currency.

(2) **Transaction and Balances**

Foreign currency transactions are translated into functional currency using exchange rates prevailing at the date of transaction. Foreign currency monetary items are translated at the year end exchange rate. Non-monetary items measured at historical cost continue to be carried at the exchange rate at the date of transaction. Non-monetary items measured at fair value are reported at the exchange rate at the date when fair values were determined.

Exchange differences arising on the translation of non-monetary items are recognised in the income statement, except where deferred in equity as a qualifying cash flow or net investment hedge.

Exchange differences arising on the translation of non-monetary items are recognised directly in equity to the extent the gain or loss is directly recognised in equity, otherwise the exchange difference is recognised in the income statement.

Exchange differences arising on translation of foreign operations are transferred directly to the company's foreign currency translation reserve in the balance sheet. These differences are recognised in the income statement in the period in which the operation is disposed.

**Employee Benefits**

Provision is made for the liability for employee entitlements arising from services rendered by employees to balance date. Employee entitlements expected to be settled within one year have been measured at the amount expected to be paid when the liability is settled, plus related on-costs. Employee entitlements payable later than one year have been measured at the present value of the estimated future cash out flows to be made for those entitlements.

## **Provisions**

Provisions are recognised when the ABF has a legal or constructive obligation, as a result of past events, for which it is probable that the out flow of economic benefit will result and that the out flow can be measured reliably.

## **Cash and Cash Equivalents**

Cash and cash equivalents includes cash on hand, deposits held at call with banks or financial institutions, other short term high liquid investments with original maturities of three months or less and bank overdrafts. Bank overdrafts are shown within short term borrowings in current liabilities on the balance sheet.

## **Revenue**

Revenue from the sale of goods (or a service) is recognised upon the delivery of goods (or service) to customers. Interest revenue is recognised on a proportional basis taking into account the interest rates applicable to the financial assets.

Revenue from the rendering of a service is recognised upon the delivery of the service to the customers. All revenue is stated net of the amount of goods and services tax (GST).

## **Borrowing Costs**

Borrowing / finance costs directly attributable to the acquisition, construction, or production of assets that necessarily take a substantial period of time to prepare for their intended use or sale are added to the cost of those assets until such time as the assets are substantially ready for their intended use of sale.

All other borrowing / finance costs are recognised in income in the period in which they are incurred.

## **Goods and Services Tax (GST)**

Revenues, expenses and assets are recognised net of the amount of GST except where the amount of GST incurred is not recoverable from the Australian Taxation Office. In these circumstances the GST is recognised as part of the cost of acquisition of the asset, or as part of an item of the expense. Receivable and payables in the balance sheet are shown inclusive of GST.

Cash flows are presented in the cash flow statement on a gross basis except for the GST component of investing and financing activities which are disclosed as operating cash flows.

## **Comparative Figures**

Where required by Accounting Standards comparative figures have been adjusted to conform with changes in presentation for the current financial year.

(1) Critical accounting estimates and judgments.

The committee members evaluate estimates and judgments incorporated into the financial report based on historical knowledge and best available current information. Estimates assume a reasonable expectation of future events and are based on current trends and economic data obtained both externally and internally.

## Key Estimates – Impairment

The committee members assess impairment at each reporting date by evaluating conditions specific to the group that may lead to impairment of assets. Where an impairment trigger exists, the recoverable amount of the asset is determined. Value-in-use calculations performed in assessing recoverable amounts incorporate a number of key estimates.

### NOTE 2: REVENUE

	<b>2008</b>	<b>2007</b>
	<b>\$</b>	<b>\$</b>
<b>OPERATING ACTIVITIES</b>		
Trading Receipts	730,785	877,132
Sponsorships and Grants	2,541,301	2,490,278
Interest Revenue	55,500	35,357
Other	155,140	390,422
	<u>3,482,726</u>	<u>3,793,189</u>
<b>NON-OPERATING ACTIVITIES</b>		
Profit on Disposal of Investments	39,746	40,760
	<u>39,746</u>	<u>40,760</u>
<b>TOTAL REVENUE</b>	<b><u>3,522,472</u></b>	<b><u>3,833,949</u></b>

### NOTE 3: PROFIT AFTER PROVIDING FOR THE FOLLOWING

	<b>2008</b>	<b>2007</b>
	<b>\$</b>	<b>\$</b>
<b>CHARGING AS EXPENSE</b>		
Operating Costs	3,441,630	3,675,477
Depreciation	29,264	15,032
Audit Fees	11,500	6,700
	<u>3,482,394</u>	<u>3,697,209</u>

### NOTE 4: CASH ASSETS

	<b>2008</b>	<b>2007</b>
	<b>\$</b>	<b>\$</b>
<b>BANK ACCOUNTS</b>		
National Bank General Cheque Account	26,497	327,227
Westpac Bank General Cheque Account	81,623	183,411
NAB Business Investment (on call)	472,600	196,687
NAB Term Deposits	17,976	16,843
NAB BALME Cheque Account	98	15,346
<b>OTHER CASH ITEMS</b>		
Petty Cash	489	1,488
	<u>599,283</u>	<u>741,001</u>

**NOTE 5: RECEIVABLES**

	<b>2008</b>	<b>2007</b>
	<b>\$</b>	<b>\$</b>
<b>CURRENT</b>		
Trade Debtors	471,807	385,486
	<b>471,807</b>	<b>385,486</b>

**NOTE 5(a): TRADE DEBTORS**

Included in trade debtors is an amount due from Absolute Alpha Pty Ltd in the sum of \$197,500.00.

**NOTE 6: OTHER ASSETS**

	<b>2008</b>	<b>2007</b>
	<b>\$</b>	<b>\$</b>
<b>CURRENT</b>		
Prepayments	264,390	93,621
	<b>264,390</b>	<b>93,621</b>

**NOTE 7: FINANCIAL ASSETS**

Available-for-sale financial assets include:

	<b>2008</b>	<b>2007</b>
	<b>\$</b>	<b>\$</b>
<b>NON-CURRENT</b>		
<b>Shares in Other Companies</b>		
Exploration Fund Limited (at cost)	(a)	1,000,000
Opening Carrying Value	1,362,254	
Less: Disposal of Units	(60,454)	(134,289)
Plus: Asset Revaluation	112,101	496,543
	<b>1,413,901</b>	<b>1,362,254</b>
<b>Closing carrying value</b>		
Of Available-for-Sale Financial Assets	<b>(b) 1,413,901</b>	<b>1,362,254</b>

(a) In March 2007 there was a name change of the investment from Huntleigh Investment Fund Limited to Exploration Fund Limited. This was due to the change of custodian and clearing agents from Huntleigh Securities Limited to Smith, Moore & Company.

(b) The carrying value of the investment is subject to fluctuation of world markets. No provision for loss (if any) has been included in the financial report.

**NOTE 8: PLANT AND EQUIPMENT**

	Furniture & Fittings At Cost	Office Equip At Cost	Computer Equip At Cost	TOTAL
<b>GROSS CARRYING AMOUNT</b>				
Balance at 30.6.07	85,548	45,581	37,190	163,319
Additions	18,292	-	27,851	46,143
Disposals	-	-	-	-
<b>Balance at 30.6.08</b>	<b>98,840</b>	<b>45,581</b>	<b>65,041</b>	<b>209,462</b>
<b>ACCUMULATED DEPRECIATION</b>				
Balance at 30.6.07	40,047	36,129	31,552	107,728
Depreciation Expense	12,948	3,194	13,123	29,264
Depreciation Disposals	-	-	-	-
<b>Balance at 30.6.08</b>	<b>52,995</b>	<b>39,323</b>	<b>44,674</b>	<b>136,992</b>
<b>NET CARRYING VALUE</b>	<b>45,845</b>	<b>6,258</b>	<b>20,367</b>	<b>72,470</b>

**NOTE 9: PAYABLES**

	2008 \$	2007 \$
<b>UNSECURED</b>		
Trade Creditors and Accruals	156,063	87,449
	<b>156,063</b>	<b>87,449</b>

**NOTE 10: TAX LIABILITIES**

	2008 \$	2007 \$
<b>CURRENT</b>		
GST Clearing	27,591	43,235
Amounts Withheld from Salary and Wages	6,361	8,580
	<b>33,952</b>	<b>51,815</b>

**NOTE 11: OTHER LIABILITIES**

	2008 \$	2007 \$
<b>CURRENT</b>		
Payments Received in Advance	198,332	206,118
	<b>198,332</b>	<b>206,118</b>

**NOTE 12: PROVISIONS**

	2008 \$	2007 \$
<b>NON-CURRENT</b>		
Sundry Provisions	24,752	35,999
	<b>24,752</b>	<b>35,999</b>

There were six employees at the end of the year.

	2008 \$	2007 \$
<b>SUNDRY PROVISIONS</b>		
Provision for Accrued Annual Leave	24,752	32,886
Provision for Long Service Leave	-	3,113
	<b>24,752</b>	<b>35,999</b>

**NOTE 13: RESERVES**

	2008 \$	2007 \$
<b>BALANCE AT THE BEGINNING OF THE PERIOD</b>		
Capital Profit Reserve	719,711	719,711
Asset Revaluation Reserve	496,543	-
General Reserve – Investment Income	159,367	100,122
Less: Funds Paid to State Bodies	(159,662)	(159,662)
	<b>1,215,959</b>	<b>660,171</b>

**INCREASE (DECREASE) IN RESERVES DURING THE PERIOD**

Capital Profit Reserve	-	-
Asset Revaluation Reserve	112,101	496,543
General Reserve – Investment Income	-	59,246
Less: Funds Paid to State Bodies	-	-
	<b>112,101</b>	<b>555,789</b>

**BALANCE AT THE REPORTING DATE**

Capital Profit Reserve	719,711	719,711
Asset Revaluation Reserve	608,644	496,543
General Reserve – Investment Income	159,367	159,367
Less: Funds Paid to State Bodies	(159,662)	(159,662)
	<b>1,328,060</b>	<b>1,215,959</b>

Nature and purpose of each class of reserve:

**Capital Profit Reserve**

The capital profit reserve records funds set aside for the future expansion of the economic entity.

**Asset Revaluation Reserve**

The asset revaluation reserve records the unrealised capital gain on the entity's investment in the Exploration Fund Limited.

## General Reserve – Investment Income – Less: Funds Paid to State Bodies

The general reserve of investment income, less funds paid to state bodies records the transfer of interest income and investment gains to the reserve account for distribution by the entity to various state bodies as and when approved by the entity.

### NOTE 14: MEMBERS' EQUITY

	Members' Equity Brought Forward	General	MLBAAP	BALME	TOTAL
<b>2007</b>	\$	\$	\$	\$	\$
Balance for the Beginning of the Period	717,081	149,570	18,119	78,347	963,117
Surplus / (Deficit) for the Year	-	111,074	25,428	(59,008)	77,494
<b>Equity as at 30.6.07</b>	<b>717,081</b>	<b>260,644</b>	<b>43,547</b>	<b>19,339</b>	<b>1,040,611</b>
<b>2008</b>					
Balance for the Beginning of the Period	717,081	260,644	43,547	19,339	1,040,611
Surplus / (Deficit) for the Year	-	17,857	22,222	-	40,079
<b>Equity as at 30.6.08</b>	<b>717,081</b>	<b>278,501</b>	<b>65,769</b>	<b>19,339</b>	<b>1,080,690</b>

### NOTE 15: AUDITORS' REMUNERATION

	2008 \$	2007 \$
<b>REMUNERATION OF THE AUDITOR OF THE COMPANY FOR:</b>		
Auditing and Reviewing Financial Report	11,500	6,700
Other Services	-	-
	<b>11,500</b>	<b>6,700</b>

### NOTE 16: PROFIT ON INVESTMENT INCOME

During the current financial year the ABF disposed of 375 units from the Exploration Fund Limited (formally the Huntleigh Investment Fund Limited (refer Note 8 (a))).

Disposal of 375 Units @ \$267.20 / Unit	100,200
Less: Cost of 375 Units @ \$161.2123 / Unit	(60,455)
<b>Profit on Disposal of Units</b>	<b>39,745</b>