

# Australian Baseball



2007 Little League Baseball Launch

# 2006-2007 Annual Report

# CONTENTS



PRESIDENT'S FOREWORD ...	2
MESSAGE FROM PRINCIPLE PARTNER, THE AUSTRALIAN SPORTS COMMISSION ...	3
AUSTRALIAN BASEBALL FEDERATION 2006 TO 2007 ...	4
ADMINISTRATION AND EXECUTIVE REPORT ...	7
HIGH PERFORMANCE REPORT ...	11
TECHNICAL OFFICIALS AND COMPETITIONS REPORT ...	26
NATIONAL DEVELOPMENT REPORT ...	29
NATIONAL WEBSITE AND DATABASE REPORT ...	31
BASEBALL AUSTRALIA LICENSING AND MERCHANDISING ENTERPRISE (BALME) - FINAL REPORT ...	33
AUSTRALIAN BASEBALL HONOUR BOARD ...	35
FINANCIAL REPORT FOR 2006 TO 2007 ...	42

## PRESIDENT'S FOREWORD

I would like to begin by thanking **Don Knapp** for his contribution to the Australian Baseball Federation (ABF) and congratulating him on his dedication to the sport of baseball in Australia over a very long and distinguished career. Whilst I am very disappointed for us to lose Don, I am very pleased that he has not been lost to the sports industry and I am sure you all join me in thanking Don for his efforts and wishing him all the best for the future.

I would also like to thank the ABF staff and in particular **Sue Weston** and **Brett Pickett** who accepted additional responsibilities and assumed the managing of the day to day activities for the period between Don's departure and the appointment of a new CEO.

On a personal note, this year has been very difficult and sad for me, as I am sure anyone who has lost a loved one can understand. I owe particular thanks to **Ron Finlay** and **Colin Pitt** for stepping in for me in times of need and to the rest of the Board to whom I am very grateful and thankful for their on-going provision of valuable professional expertise and advice. It is comforting to know that we have such a hard working executive team, including: Chief Executive Officer **Don Knapp** and my aforementioned Vice Presidents **Colin Pitt** and **Ron Finlay**. These individuals, combined with the breadth of experience and talents of **Katie Bickford** (QLD), **Deborah Healey** (NSW) and **Peter Williams** (VIC), have been a delight to work with and have contributed greatly to the ABF. I would also like to welcome **David Hynes** (NSW) to the Board of Directors and look forward to working with David.

The ABF continues its history of financial stability and has been able, once again, to continue the support and development of a number of new programs and initiatives, whilst at the same time producing a budget surplus for the financial year 2006 / 07. This sound financial platform, combined with many of the major changes and initiatives commenced this year and spanning into the future, set the scene for what we all hope to be an exciting and successful period of growth for the sport.

This platform did not appear by chance and is obviously the result of all of our key stakeholders working together to achieve a common goal and I would like to take the time to recognise a number of you. In particular, I would like to highlight and thank our key partners, being:

- 👉 the **Australian Sports Commission** and their Executive Director, Mr **Mark Peters** and our ASC consultant Mr **Rob Bennet**, who continue to provide the guidance, support and funding assistance that allows Australian Baseball to continue to grow and develop;
- 👉 'All-of-sport' sponsor for the ABF, '**IndependentAdvice.com**', and especially its CEO, Mr **Shawn Richard**, for the continued involvement and support not only to the ABF, but a number of programs;
- 👉 our great friends **Major League Baseball** and Mr **Tom Nicholson** who provide support in many vital grass-roots and elite programs at all levels of competition;
- 👉 our sport family, including the **Australian Olympic Committee**, **Member Associations**, **State Sport Institutes**, **State and Territory Associations**, **Regional Associations**, **Clubs**, **Members** and the **Australian Sports Anti-Doping Authority**;
- 👉 as well as all of our **corporate partners**, **sponsors** and **preferred suppliers**.

Finally, in presenting this Annual Report and thanking and recognising our key stakeholders, I am naturally reminded of our real purpose for being and that is of course, playing the game of baseball. Therefore, my final thanks are to the **players**, **coaches**, **officials**, **fans** and **volunteers**. You are the on-going heart and sole of the organisation and thank you for your efforts.



**GEOFF PEARCE**  
President  
Australian Baseball Federation Inc

## MESSAGE FROM PRINCIPAL PARTNER, THE AUSTRALIAN SPORTS COMMISSION

Australia, for its small population and remoteness of location, continues to confound the world with its achievements on the international sporting stage. This position has been reached by the development of a comprehensive and effective national sport system that encourages sport and physical activity for all Australians and creates opportunities to enable those who are talented and motivated to reach their potential. This system has evolved with the strong support of the Australian Government, State / Territory and local governments, the private sector and sporting organisations at all levels.

At the national level, primary responsibility for developing and directing sport lies with national sporting organisations. On behalf of the Australian Government, the Australian Sports Commission plays central leadership, co-ordination, funding and advocacy roles in the operation of the Australian sport system, largely through the national sporting organisations. Indeed the Australian Government, through the Commission, is the major investor in Australian sport.

In 2006 / 07, the Australian Government, through the Commission, provided the Australian Baseball Federation with funding of approximately \$1.5 million for the development of the sport and its continued enhancement at the grass-root and elite levels.

The Australian Sports Commission recognises that the Federation has continued to work to build its membership base and has invested significantly in developing elite baseballers. I note the Federation's involvement in the Little League World Series program as another example of the progressive and proactive approach that the Federation takes in developing and promoting the sport in Australia.

I know that Olympic qualification will be the major focus of the Federation's high performance staff and members of the national team over the next nine months. The nature of the qualification process for the Australian team means that all involved will have to be at the 'top of their game' to secure participation in Beijing in August 2008. Please accept my best wishes for every success in this endeavour.

Finally, I acknowledge the very significant contribution that **Don Knapp** has made to baseball in Australia, in various capacities. Don left the role of Federation Chief Executive earlier this year, with the organisation displaying an increasing number of positive indicators of growth and development whilst he has been at the helm. The Commission is fortunate in that we will continue to liaise with Don through his new position at Australian University Sport and we wish him well in that role.

On behalf of the Commission, I look forward to working with the Australian Baseball Federation in future for the betterment of Australian sport.



**MARK A PETERS**  
Chief Executive Officer  
Australian Sports Commission



**Australian Government**  
**Australian Sports Commission**

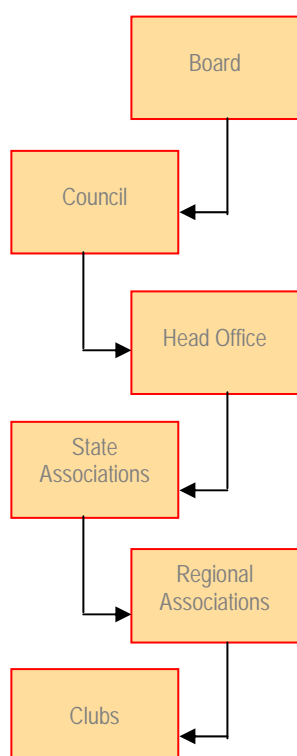
# AUSTRALIAN BASEBALL FEDERATION - 2006 TO 2007

## ITS MISSION

The Australian Baseball Federation's mission is "to provide national leadership and a national framework for harnessing the energies of the many baseball people and organisations throughout Australia with the aim of building the business of baseball for the benefit of all".

*"Building the business of baseball together"*

## ITS STRUCTURE



## ITS BOARD

Mr **Geoff Pearce** (Chairman)  
Mr **Colin Pitt** (Deputy Chairman)  
Mr **Ron Finlay** (Director)  
Mr **Don Knapp** (Chief Executive Officer)  
Ms **Katie Bickford** (Director)  
Ms **Deborah Healey** (Director)  
Mr **Peter Williams** (Director)  
Ms **Michelle Anderson** (Secretary)

## ITS COUNCIL

The Australian Baseball Federation Council consists of a representative from each State (ultimately, the President or Commissioner of that State's Board) as follows:

Australian Capital Territory:  
Commissioner Mr **Theo Vassalakis**

New South Wales:  
Chairman Mr **Bruce Auty**

Northern Territory:  
President Mr **Monty Erickson**

Queensland:  
Commissioner Mr **Neville Brockie**

South Australia:  
President Mr **Kevin Jennings**

Victoria:  
President Mr **Peter Dihm**

Western Australia:  
Chairman Mr **David Hayes**

## ITS HEAD OFFICE

### Don Knapp (Feb 95 – May 07)

Chief Executive Officer

- ☞ Board Director
- ☞ Anti-Doping Control Officer
- ☞ Business Development
- ☞ Facility Development
- ☞ International Relations
- ☞ Stakeholder Management (ASC)
- ☞ Strategic Plan
- ☞ Baseball Operations

### Geoff Robertson (Apr 94 – present)

Technical Officials and Competitions Manager

- ☞ Officials
- ☞ Hall of Fame and BADA Nominations
- ☞ BADA Committee
- ☞ Secretary Heritage Committee
- ☞ Secretary Tournament Management Committee
- ☞ Secretary Umpire Development Committee
- ☞ Secretary Provincial Committee
- ☞ CABS Liaison
- ☞ National Youth Championships
- ☞ World Children's Baseball Fair
- ☞ National Women's Championship
- ☞ Provincial Championship
- ☞ Rules
- ☞ Appeals

### Michelle Anderson (Oct 01 – present)

Administration, Website & Database Manager

- ☞ Office Administration Manager
- ☞ Annual General, Special, Council and Board Meetings
- ☞ Secretary to the Board
- ☞ Secretary BADA Committee
- ☞ National Club Database
- ☞ National Website
- ☞ Life Members' Liaison
- ☞ Annual Report

### Sue Weston (Oct 01 – present)

Business Manager

- ☞ Finance
- ☞ Budget
- ☞ Accounts
- ☞ Insurance
- ☞ Risk Management
- ☞ Human Resources

### Brett Pickett (May 02 – present)

High Performance Manager

- ☞ Secretary High Performance Committee
- ☞ AA and AAA World Championships
- ☞ Oceania Championships / Qualifiers
- ☞ Olympic Games
- ☞ Cal Ripken World Series
- ☞ Claxton Shield
- ☞ Scouts Liaison
- ☞ ASADA Liaison

Brett Pickett continued...

- ☞ Major League Baseball Australian Academy Program
- ☞ National Senior Team
- ☞ National Women's Team
- ☞ World Baseball Classic
- ☞ World Cup Baseball

### Jennifer Stockman (Nov 03 – Jul 06)

Marketing & Communications Coordinator

- ☞ Events Marketing & Coordinating
- ☞ Media Liaison
- ☞ National Club Database
- ☞ National Website
- ☞ BADA Committee

### Alan Weir (Nov 04 – present)

Special Projects Manager

- ☞ BALME Program
- ☞ Licensed Suppliers
- ☞ Sponsorship
- ☞ My Baseball Shop
- ☞ My Baseball Rewards Membership Program
- ☞ Chairman BADA Committee

### Ben Foster (Feb 06 – present)

High Performance and Baseball Down Under Coordinator

- ☞ High Performance Programs Coordinator
- ☞ Japanese Baseball Liaison / Coordinator
- ☞ E-News
- ☞ Media
- ☞ Promotional
- ☞ High Performance Statistics

### Peter Wood (Oct 01 – Jan 06)

### Alan Connors (Feb 06 – present)

National Development Manager

- ☞ Club Development
- ☞ Grass-roots Development
- ☞ Coaching
- ☞ Development Programs

### Navina Parker (Nov 06 – present)

Administration Assistant

- ☞ Office Admin
- ☞ Customer Service
- ☞ Reception
- ☞ International Player Transfers
- ☞ Tour, Event and Activity Sanctions
- ☞ Visa Support

## ITS STATE AND TERRITORY ASSOCIATIONS

Baseball in each State is governed by a State Association as follows:

Baseball ACT  
under General Manager **Trevor Schumm** <sup>1</sup>

Baseball NSW  
under Chief Executive Officer **Glen Willott**

Baseball NT  
under Acting Executive Director **Lisa Hooley**

Baseball Queensland  
under Chief Executive Officer **Bob Heiler**

Baseball SA  
under General Manager **Michael Carter**

Baseball Victoria  
under Executive Director **Steve Walker** <sup>2</sup>

Baseball WA  
under Acting General Manager **Shane Tonkin** <sup>3</sup>

### NOTES:

<sup>1</sup> Trevor Schumm resigned his position with BACT and ceased duties August 2006 to take up duties as Baseball WA General Manager September 2006.

<sup>2</sup> Steve Walker resigned his position with BV and ceased duties mid May 2007. Steve was replaced in June 2007 by Stephen Nash.

<sup>3</sup> Shane Tonkin was relieved of Acting duties by Trevor Schumm and returned to duties as BWA's Events Manager in September 2006





# ADMINISTRATION AND EXECUTIVE REPORT

## INTRODUCTION

Firstly, I would just like to mention that **Don Knapp** was kind enough to provide me with the majority of information for this Report as he had been in office as the Chief Executive Officer up until 24 May 2007.

It is appropriate to thank and acknowledge Don for his contribution to the Australian Baseball Federation (ABF) during his 12-year tenure, as both High Performance Manager and then as CEO from 1 December 2004. Don's leadership skills, knowledge and dedication to the management of our organisation, has helped put the ABF in a positive position moving forward. He is sadly missed, but we wish him well in his new position.

The 2006 / 07 year has been one that has seen further progress of a number of longer term sport and business development initiatives. Although this Annual Report is primarily a record about the 2006 / 07 year, it would be short-sighted to fail to highlight major initiatives in the key areas (such as sport and business development, IT and communications and finance) are made with an eye to the future.

It is with confidence that the ABF, States and Territories, along with players and coaches, can look forward to the much anticipated announcement of the new national league. A positive outcome to years of effort and work is now upon us and we are looking forward to November 2008 as start-up for a national league.

With the consolidation of the all-of-sport IT and communications capacities through the My Club program, a steadily increasing number of annual hits on the ABF website, along with gains made towards the aim of consolidating the collective financial positions of the ABF and States and Territories, baseball in Australia has never been in a stronger position to usher in a new national league product.

## BUDGETS AND FINANCE

The ABF again achieved a slightly better than budgeted surplus in 2006 / 07. This is the fourth year in a row that the ABF has achieved a modest surplus that evidences a period of financial stability and preparedness for the advent of the national league and financial challenges associated with that venture.

Another Royalty Distribution payment (\$90,000) was made to States and Territories this year.

The income generated from BALME this year was less than budgeted for, due to the ACCC withdrawing the third line forcing provisions for the BALME Program as at 30 April 2007, therefore, the royalties received were only up until 30 April 2007. This was disappointing as it was becoming increasingly evident that the program was returning dividends in support of sport development back to the grass-roots.

The Board, where possible, continues investing any surplus funds in a conservative cash management term deposit in order to be ready to contribute to "start-up" costs for a national league, while at the same time ensuring adequate resources are available for sport development needs.

## BUSINESS DEVELOPMENT

Business development initiatives that have been put in place over the past few years by the ABF and State / Territory Associations will assist to underpin the national league business; all initiatives, particularly the My Club IT platform, will slot well into league activities and provide a solid footing in the early years of the league's development. The hard yards done in recent years by the ABF and members in the area of national business development will enhance the league's chances of sustainability considerably.

## ALL OF SPORT SPONSORSHIP

We are again fortunate to have secured another agreement with **Shawn Richard** of Absolute Alpha to remain the 'all-of-sport' sponsor for the ABF up until 28 February 2009.

Shawn is a passionate baseball fan and without his support for the ABF and baseball over the past three years many business initiatives, such as the My Club online registration system, would not have been implemented.

In 2006, the naming rights of the sponsorship were changed to Financial Wealth, a financial planning and funds management company associated with Shawn and Astarra.

For 2007, another change is about to take place with the naming rights for the sponsorship changing to the 'Association of Independently Owned Financial Planners' (AIOFP) under their marketing brand 'IndependentAdvice.com'. Therefore, national championships, such as the Claxton Shield and all national underage championships, will become known as the "IndependentAdvice.com Claxton Shield" etc.

The advantage for ABF members will be better service, more choice and greater options when planning for your financial future.



More information on the opportunities available through IndependentAdvice.com will become available on the ABF website.

## STATE AND TERRITORY ASSOCIATIONS

The relationship between the ABF and member States and Territories remained solid throughout the year.

Predominantly, the ABF and States and Territories have worked collaboratively in the following sport development areas:

- ✦ facility development;
- ✦ My Club management and development;
- ✦ joint management of State and Territory Institute of Sport programs (Academies);
- ✦ delivery of the national high performance plan and national events hosted by States;
- ✦ coaching and officials national accreditation schemes;
- ✦ Play Ball and Project CONNECT (grass-roots recruitment activities); and
- ✦ implementation of Little League.

## LITTLE LEAGUE

I am glad to report that an agreement has been signed between Little League Internationals CEO **Steven Keener** and the ABF in relation to Australia's participation in Little League.

The Australian Little League will commence in October 2007 around the country for all summer leagues and in March 2008 for all winter leagues.

This will be the biggest change to junior baseball within Australia and will provide some outstanding opportunities for our young players to participate in more games and to possibly travel overseas to Hong Kong and then maybe Williamsport.

With Little League International being the world's largest not-for-profit sporting organisation, with over 2.6 million participants in 80 countries, it will now give everyone a more marketable product to work with from the local club level all the way through to the national level.

## AUSTRALIAN SPORTS COMMISSION

With the rapid approach of 2008, the ABF quadrennial Strategic Plan 2005 to 2009 is more than half way through its life-cycle.

The plan to date has proven to be very functional with the annual Costed Operating Plan proving particularly useful as a performance monitoring tool.

The ABF completed its 2007 / 08 Costed Operating Plan and submitted this to the ASC in late June 2007. The ASC approved the Plan in July 2007, thus triggering our 2007 / 08 funding cycle. As indicated previously by the ASC, the level of ABF annual funding for the 2007 / 08 financial year did increase somewhat in accordance with the "indicative" four-year funding prediction.

Baseball's ASC Sports Consultant continues to be **Robert Bennett**, whom is most helpful in all regards in both the high performance and sports development divisions who continue to enjoy positive working relationships with the ASC through Robert.

The ABF and ASC Beijing Athlete Program commenced in 2006 and will continue in the lead-up to the Beijing Games in 2008.

**Robert Bennett** and ASC Executive Director **Mark Peters** both visited the Major League Baseball Australian Academy Program this year and provided very positive reviews based on their observations and Peters also conducted a very useful program review which was appreciated by all coaches.

All ASC reporting, policy, acquittal and auditing requirements have been met by the ABF in 2006 / 07.

## MAJOR LEAGUE BASEBALL (MLB)

Major League Baseball (MLB) and Major League Baseball International (MLBI) continued to work collaboratively with the ABF throughout 2006 / 07 on a number of sport development programs and events. The most significant of these included:

- ✦ the MLB Australian Academy Program (MLBAAP);
- ✦ the Play Ball program; and
- ✦ a business planning project for the re-introduction of a national league.

Additionally, the relationship between MLBI Australia and ABF continues to flourish, with MLBI under the leadership of Director **Tom Nicholson** supporting baseball development at all levels in Australia through programs such as Play-ball, Project CONNECT, Yard-Ball, Training with the Pros clinics and assistance with various State level initiatives from time to time.

It is clear that MLB and MLBI remain key strategic partners of the ABF and States and Territories. All indications are that this collaboration will grow in importance to Australian baseball in the near future. The ABF enjoys positive relationships with all Australian based MLB staff, **Tom Nicholson** and **Warren King**. The ABF also harbours excellent working relationships with key executives in both the Office of the Commissioner and MLBI staff in New York and Tokyo.

## AUSTRALIAN OLYMPIC COMMITTEE

The ABF and the AOC are entering more advanced stages of team administration for the baseball component of the Beijing games. Team management meetings will begin on a regular basis shortly. With a tougher qualification route to Beijing, most of the ABF's focus in the next eight months will be on getting to Beijing.

All AOC grants and funding commitments to the ABF were met in 2006 / 07 and we continue to enjoy good relationships with AOC staff at an operational level. The ABF in turn met all reporting, policy, acquittal and auditing requirements of the AOC.

## STATE SPORT INSTITUTES

The ABF, in collaboration with State and Territory Associations, continues the successful delivery of National Training Centre(s) programs with the support of State Sport Institutes, including:

- ✦ ACTAS (Australian Capital Territory Academy of Sport)
- ✦ NSWIS (New South Wales Institute of Sport)
- ✦ QAS (Queensland Academy of Sport)
- ✦ SASI (South Australian Sports Institute)
- ✦ VIS (Victorian Institute of Sport)
- ✦ WAIS (Western Australia Institute of Sport)

The ABF remains fully committed through 2009 (subject to on-going ASC funding) to on-going support and funding of these key programs. These programs are considered critical to the longer term success of the national high performance plan.

## AUSTRALIAN SPORTS ANTI-DOPING AUTHORITY (ASADA)

ASADA was born through a new act of Parliament in 2006 and has assumed all previous responsibilities of the Anti-Doping Sport Drug Agency (ASDA) and, in fact, has extended powers over and above the previous ASDA.

ASADA was established by the Australian Government as a result of its commitment to strengthen its "Tough on Drugs in Sport" strategy.

In summary, ASADA's role includes deterrence, detection and enforcement in respect to the elimination of the use of performance enhancing drugs in sport.

All transactions between ASADA and the ABF have been successfully executed and the ABF met its Anti-Doping policy requirements in 2006 / 07.

## MAJOR ISSUES AND CHALLENGES

The major issues, challenges and objectives identified in the ABF's quadrennial Strategic Plan are the primary frame of reference for maintaining a focus on key all-of-sport issues.

The Plan is reviewed annually so that a fluid response can be made to emerging issues. However, as a means of measuring progress, it is useful to review the issues and challenges identified in last year's Annual Report and they include:

- ✦ **All of sport business development:** The key objectives for 2006 / 07 have been the consolidation of the My Club registration and insurance system; delivering a central administration structure for the BALME program and servicing and retaining all-of-sport sponsors and preferred suppliers and making a national royalty distribution. In summary, most, if not all, of this was achieved again 2006 / 07. The changes to BALME have made it difficult to retain a national licensing and merchandising program, however, in the 2007 / 08 year other initiatives will be implemented.
- ✦ **Re-establishment of a sustainable national league:** There has been no let-up in the business planning effort and drive to get a new league up and running for the target date of November 2008. At the time of writing this report, we feel an announcement is imminent.
- ✦ **Recruitment, retention and rewards of / for members:** Objectives such as the implementation of the My Rewards program, on-going delivery of Play Ball, the introduction of the Membership Protection Policy, were all achieved in 2006 / 07 – so again, we remained on task.
- ✦ **On-going improvement of the High Performance Program:** This continues to be a work in progress, with focus increasingly on qualifying for Beijing. Indeed, the new qualification route for the Oceania champions is far more difficult than for the previous three Olympiads that Australia has successfully qualified for.

Although we can point to reasonable progress in each of the areas above, there remains much work to do and all four of these areas remain major points of focus for the sport. Emerging issues are:

- ✦ **"The Future is Together":** This phrase was the vision statement created from the last major all-of-sport, strategic planning exercise back in 1999. It remains the vision for the sport of baseball and has since fostered reinforcing underpinning catch phrases such as "best for baseball" and "one baseball", terms used at all levels of the sport.

It is not difficult to subscribe to the idealistic notions that such symbolic terms represent and most members do not have a hard time gravitating to the dialogue. It would be naïve indeed to expect that all members share a common view of just how the sport should organise itself to achieve a future together and an environment where everybody is on the same page.

The ABF, States and Territories, Regions and Clubs face major challenges; firstly, to ensure all of sport initiatives are quality schemes that can and will benefit members and secondly, to clearly communicate and deliver those benefits to members to achieve a unified sport from top to bottom.

👉 **National League:** The structure of a national league is planned to be a “single entity” model. Team and event management functions will require the ABF and States and Territories to work more closely in a business operations sense than ever before. Generally, before the advent of the league, this is viewed as a good thing, but it will not be without its challenges. In summary, if the national league model is successful, the league itself has the potential to become a great unifying force for the entire sport. The levels of support for a national league have been very encouraging as indicated by all of our research to date. The highest levels of support are evident among the core, or existing baseball membership. That is a very good thing, as the league will need the unified support of the entire membership to flourish.

👉 **Athlete Welfare:** The national High Performance program has proven to be very effective in preparing and promoting athletes to play at a higher level. It is true that nearly 40% of all youth athletes graduating from State Sport Institutes and the MLBAAP either sign professionally, or earn College scholarships. We must, however, increase our focus on how these athletes fare and are integrated into higher levels of play. Most importantly, we must assist athletes in preparing for when the overseas playing career ends. To this end, our relationships with Addeco, Astarra and Academic and Career Education (ACE) personnel are increasingly important. We are also working hard to establish better links with tertiary and TAFE institutions to develop more “alternative career” study / training opportunities that are accessible in a timeframe and a delivery mode suitable for active professional baseball players.

## ACKNOWLEDGEMENTS

I would like to acknowledge and thank the Head Office staff for their collective efforts and commitment to the sport and tasks at hand - **Brett Pickett**, **Michelle Anderson**, **Alan Weir**, **Geoff Robertson**, **Alan Connors**, **Ben Foster** and our recently appointed Receptionist / Admin Assistant **Navina Parker**.

To our key strategic partners, including the **Australian Sports Commission**, **Major League Baseball** and the **Australian Olympic Committee**, **State Sport Institutes** and the **Australian Sports Anti-Doping Authority**, we thank you for your on-going support and guidance.

To our corporate partners, including **preferred suppliers**, **licensees** and **event sponsors**, we look forward to an on-going association.

To our friends at **Absolute Alpha (Astarra Funds Management)**, including **Shawn Richard** and **Peter Wood**, the all-of-sport sponsorship support that you provide has allowed our sport to move ahead beyond expectation over the past two years. We look forward to a lasting, mutually beneficial relationship in the future.

Baseball is indeed fortunate to have a fully independent **Board** consisting of people that bring a diverse range of high level professional expertise to the sport. The legal, commercial, marketing, governance and communications expertise that baseball has access to through its generous Directors literally saves the ABF and its members many thousands of dollars annually in professional fees. The ABF Board provides our sport with a leadership edge.

To the membership of the ABF, including **State and Territory Associations**, **Regional Associations**, **Clubs**, **Members** and **Officials**, thank you for your on-going passion and commitment to the sport. Thanks also to the **State Executive Officers**.

Finally, thanks in particular to the army of **volunteers** that give up so much personal time in support of the great game of baseball – your efforts are greatly valued.



**SUE WESTON**

Acting Chief Executive Officer  
Australian Baseball Federation Inc



# HIGH PERFORMANCE REPORT

## EXECUTIVE SUMMARY

At the moment the Olympic Games come to an end, the four years that have to pass before the next Olympic Games begins feels like an eternity. When put into the perspective of one's life, it's safe to say that four years is a long time. However, when one's focus is all about those Games every four years, that time seems to pass by very quickly; such is the experience for the High Performance division and the administrators, coaches and athletes that work within it.

It only seems like yesterday that we were watching our national team receive their Silver medal at the 2004 Olympics and proudly branding them the most successful ever Australian Baseball team. Whilst all involved were over the moon with the result, there was and still remains a small feeling of emptiness – a bi-product of missing out on the Gold medal. That feeling is something we have spent the last number of years working towards eradicating. The only way to do that? – to win Olympic Gold!

And so, the 2006 / 07 year has been an important time for us as we continue to identify, develop and prepare our likely members of the 2008 Olympic Baseball team, whilst at the same time maintaining the overall high performance culture that serves to foster an environment that allows all our elite players achieve their maximum potential.

Our national teams have continued to perform admirably on the international stage. There were no standout team results to speak of, although our national men's and national women's teams only barely missed out on winning medals in their respective international tournaments.

Stage 1 of our Olympic qualification is complete. Due to the forfeit of what was going to be our only challenger (New Zealand), we won the Oceania Championship and thus have progressed through to Stage 2, which is the final Olympic qualification tournament. At the time of writing this Report, the timing, location and format of this tournament is being hotly debated at international level and we are still waiting for final details. Wherever and whenever it is, we'll be ready.

Qualification for the 2008 Olympic Games remains without question, our biggest priority for the next 12 months. Second only to Olympic qualification is a successful World Cup campaign (November in Taiwan) and the on-going focus on creating an effective and sustainable high performance system that will ensure the successful performance of our teams on the international stage for many years to come.

As always, my thanks go to the many individuals who give their time and energy to this division and the sport, without who we would not be able to operate as we do. To our President and Director of High Performance, **Geoff Pearce**; to our National Coaches, **Jon Deeble, Phil Dale, Tony Harris, Pat Kelly** and **Paul Elliott**; and to our Sports Science / Sports Medicine staff, **Bruce Rawson** and **Phil Jauncey**; an enormous thank you for your contributions, guidance and valuable input over the past 12 months. And to **Ben Foster**, our National Programs Coordinator, who, in his second year on the job, continues to impress and grow – thanks for another year of tireless work and great performance.

The next year is easily one of the most important times facing our division and our sport in the Federation's history. We are looking forward to the various challenges we have to face and I know we go into these battles with the support and best wishes of the entire Australian Baseball fraternity. I look forward to hopefully reporting back with tales of our various successes in 12 months time.

## STATE SPORT INSTITUTES

Our sport remains fortunate enough to be able to maintain six well operated Institute programs around the country. Not all sports have the ability to do this and we continue to allocate appropriate resources to this all-important network of training centres that identify and develop our future national team stars.

This network of institute programs could not be sustainable without the hard work and contributions of the following people and organisations. I thank each and every one of them for another year of quality work and invaluable input:

QLD: **Queensland Academy of Sport, Baseball Queensland** and **Luke Prokopec**

NSW: **NSW Institute of Sport, Baseball NSW** and **Andre Desjardins**

SA: **SA Sports Institute, Baseball SA** and **Warwick Marks**

VIC: **Victorian Institute of Sport, Baseball Victoria** and **Matthew Sheldon-Collins**

WA: **WA Institute of Sport, Baseball WA** and **Don Kyle**

ACT: **ACT Academy of Sport, Baseball ACT** and **Damian Shanahan**

## MAJOR LEAGUE BASEBALL AUSTRALIAN ACADEMY PROGRAM

The Major League Baseball Australian Academy Program (MLBAAP) is an initiative supported and funded by the Australian Baseball Federation (ABF), the Major League Baseball Office of the Commissioner, Major League Baseball International (MLBI), the Australian Sports Commission (ASC) and the various programs with State Sport Institutes.

This year's program was conducted again at the Palm Meadows baseball complex from 16 June to 12 August. The eight-week program played host to approximately 70 of this country's leading junior elite players; players that left home as young boys and returned as young men.

Year in, year out this cutting edge program continues to produce professional baseball prospects and proves why it is the leading development program, not only in Australia, but around the world.

Congratulations must go to new head coach **David Nilsson** and his all star coaching staff for their tireless efforts and for ensuring the program continues to impress any player, administrator, coach, or parent that has the fortunate experience of being involved.

Thanks must also go to the following staff for their on-going commitment to the program:

- 👉 The management committee; consisting of **Mark Peters** (Chair and Executive Director of the ASC) and **Tom Nicholson** (Director, Major League Baseball International – Australia).
- 👉 Program management staff; consisting of **Neil Barrowcliff** (Program Manager) and **John Roebig** (Operations Manager).
- 👉 Program support staff; consisting of **Lydia Najlepszy** (ACE Coordinator), **Bruce Rawson** (Sports Medicine Coordinator), **Phil Jauncey** (Psychologist) and **Connie Stoyakovich** (Official Statistician).

## NATIONAL SENIOR PROGRAM

### 2006 XVI Intercontinental Cup 9-19 November, Taichung, Taiwan

After an extremely busy international schedule in 2005 / 06, things settled down a little for the men's squad last year with the only major international tournament being the Intercontinental Cup (IC Cup) held in Taichung, Taiwan.

The November timing of the IC Cup made it difficult for some of our more established stars to commit, with many forced into mandatory shutdown by their professional organisations after coming off intensive US Minor League campaigns.

While some may have viewed this as a major set back, the national team coaching staff saw this as a real opportunity to blood some fresh talent just 20-months out from the 2008 Olympic Games in Beijing. And so went about assembling one of the youngest Australian national teams on record.

To say that we took a "new look" side into the tournament is something of an understatement. With an average age of just 23 and three-quarters of the squad born after 1980, pundits may have been forgiven for thinking that Australia was fielding a junior national side.

For the most part, the team performed very well; but some key injuries, their inability to execute in crucial situations and lack of experience, meant the Aussies ended up on the wrong side of the ledger in some very tight contests.

While an eventual 5th place finish may have been disappointing for some, when you take into account narrow, one-run losses to Japan (2nd Place) and the Netherlands (3rd Place) it certainly puts into perspective the relative success of what was an extremely young and somewhat inexperienced side.

Individually there were some genuine highlights for the Aussies, with three players taking home Awards from the tournament. **Ben Risinger** won Batting Title (.550 AVG) in his impressive return to national team duties after a five-year absence, and short-stop **Bradley Harman** took out the award for Most Home Runs, leading all hitters with three.

Possibly the standout on this young club was LHP **Adam Blackley** who, at 21 years-of-age and making his senior team debut, led all pitchers in ERA (0.00 in 12.2 innings) earning himself the Starting Pitcher's place in the World "All-Star" team.



## 2006 Intercontinental Cup Australian Team



Jon Deeble  
VIC  
Head Coach



Tony Harris  
SA  
3<sup>rd</sup> Base Coach



Phil Dale  
VIC  
Pitching Coach



Pat Kelly  
SA  
1<sup>st</sup> Base Coach



Paul Elliott  
NSW  
Hitting Coach



David Nagy  
NSW  
Exec Officer



Phil Cossens  
ACT  
Physiotherapist



Dr Phil Jauncey  
QLD  
Psychologist



P J Bevis  
QLD  
Pitcher



Adam Blackley  
VIC  
Pitcher



Phil Brassington  
ACT  
Pitcher



Thomas Brice  
SA  
Outfield



Adam Bright  
VIC  
Pitcher



Timothy Cox  
NSW  
Pitcher



Trent D'Antonio  
NSW  
Utility



Brad Dutton  
QLD  
Infield



Gavin Fingleson  
NSW  
Infield



Matt Gahan  
QLD  
Pitcher



Andrew Graham  
NSW  
Catcher



Brad Harman  
VIC  
Infield



Donovan Hendricks  
VIC  
Pitcher



Josh Hill  
NSW  
Pitcher



Luke Hughes  
WA  
Infield



Matthew Kent  
VIC  
Catcher



Brendan Kingman  
NSW  
Infield



Tristan Loetzsch  
QLD  
Pitcher



Wayne Lundgren  
NSW  
Pitcher



Paul Rutgers  
VIC  
Infield



Ben Risinger  
WA  
Utility



David Sutherland  
QLD  
Infield



Andrew Utting  
QLD  
Utility



Brendan Wilson  
VIC  
Pitcher



Brendan Wise  
WA  
Pitcher

## 2006 Intercontinental Cup Results

AUSTRALIA vs	
Japan	Loss 4-3
Philippines	Win 12-2
Chinese Taipei	Loss 4-2
Italy	Win 8-7
Korea	Win 10-9
Cuba	Loss 13-0
Netherlands	Loss 4-3
Philippines	Win 17-0
Italy	Win 3-2

## 2006 Intercontinental Cup Final Standings

STANDINGS	
Cuba	Gold
Japan	Silver
Netherlands	Bronze
Chinese Taipei	4 <sup>th</sup>
Australia	5 <sup>th</sup>
Italy	6 <sup>th</sup>
Korea	7 <sup>th</sup>
Philippines	8 <sup>th</sup>

## 2006 Intercontinental Cup Australian Team Statistics

FINAL BATTING STATISTICS														
Player	AVG	PA	AB	R	H	2B	3B	HR	RBI	TB	BB	SO	SLG	
RISINGER, Ben	.550	24	20	6	11	3	0	2	6	20	2	3	1.000	
GRAHAM, Andrew	.500	10	8	2	4	0	0	0	5	4	2	0	.500	
HUGHES, Luke	.455	34	22	8	10	2	1	1	7	17	10	5	.773	
BRICE, Tom	.361	41	36	8	13	0	0	1	6	16	3	9	.444	
SUTHERLAND, David	.310	31	29	6	9	1	2	1	8	17	1	10	.586	
UTTING, Andrew	.308	16	13	2	4	1	0	1	1	8	2	3	.615	
KENT, Matthew	.276	29	29	2	8	1	0	1	4	12	0	7	.414	
KINGMAN, Brendan	.250	27	24	3	6	2	0	0	1	8	2	7	.333	
RUTGERS, Paul	.231	30	26	8	6	1	0	0	5	7	1	6	.269	
HARMAN, Brad	.184	43	38	6	7	1	0	3	5	17	5	6	.447	
FINGLESON, Gavin	.172	34	29	4	5	1	0	0	2	6	5	2	.207	
DUTTON, Brad	.154	15	13	3	2	1	0	0	1	3	1	2	.231	
D'ANTONIO, Trent	.100	24	20	0	2	1	0	0	4	3	1	7	.150	
<b>TOTALS</b>	<b>.283</b>	<b>358</b>	<b>307</b>	<b>58</b>	<b>87</b>	<b>15</b>	<b>3</b>	<b>10</b>	<b>55</b>	<b>138</b>	<b>35</b>	<b>67</b>	<b>.450</b>	

FINAL PITCHING STATISTICS														
Player	ERA	GG	SW	L	SV	IP	H	R	E	BB	SO	OBA		
BLACKLEY, Adam	0.00	2	2	0	0	0	12.2	8	0	0	6	6	.195	
KINGMAN, Brendan	0.00	1	0	1	0	0	3.0	3	1	0	0	0	.273	
LOETZSCH, Tristan	1.00	2	1	1	0	0	9.0	6	3	1	2	4	.182	
HILL, Joshua	3.18	2	1	0	0	0	5.2	8	3	2	5	3	.400	
HENDRICKS, Donovan	3.68	5	0	0	2	1	7.1	8	3	3	1	9	.267	
LUNDGREN, Wayne	3.86	3	2	1	0	0	11.2	12	5	5	5	12	.279	
WISE, Brendan	3.86	3	1	0	0	1	4.2	3	3	2	3	6	.177	
COX, Tim	4.50	3	0	1	1	0	10.0	10	5	5	4	13	.270	
GAHAN, Matthew	6.23	2	1	0	0	0	4.1	8	3	3	1	3	.421	
WILSON, Brendan	7.36	3	0	0	0	0	3.2	7	3	3	2	4	.438	
BRASSINGTON, Phil	11.25	2	1	0	1	0	4.0	10	12	5	4	1	.476	
BEVIS, PJ	11.57	2	0	1	0	0	2.1	4	4	3	3	1	.400	
<b>TOTALS</b>	<b>4.67</b>	<b>8</b>	<b>8</b>	<b>5</b>	<b>4</b>	<b>2</b>	<b>78.1</b>	<b>87</b>	<b>45</b>	<b>32</b>	<b>36</b>	<b>62</b>	<b>.292</b>	



## 2007 SENIOR TEAM SUMMER PROGRAM

At the conclusion of the 2007 Claxton Shield in Perth and with 18 months of vital preparation ahead for the senior program, the need to assemble the national squad on home soil was soon recognised.

With that in mind, two 'exhibition' events were planned to give the athletes (and fans) a taste of things to come.

First up was "One Night Only" – A special event between the Australian squad and the NSW Patriots held at Blacktown Olympic Park in Sydney.

The game was played in front of a full house and with locally based squad members playing for their home-town Patriots, the teams were evenly matched.

Ultimately the Australian squad came out on top, beating the Patriots 2-1 in 12 innings.

Two days later the Aussies were on the road, this time heading to Geelong to match up against the might of the Chiba Lotte Marines - a Japanese Major League powerhouse.

The Aussie squad performed well against the highly touted Asian superstars, splitting the two-match friendship series at one game a piece

## NATIONAL 'AAA' PROGRAM

### 2006 'AAA' World Championships 17-27 September, Sancti Spiritus, Cuba

With an 18-man squad that boasted a remarkable 14 players who had already signed professional contracts, the 2006 Australian squad left for Cuba with aspirations of World Championship Gold.

Many of the players, as well as the entire coaching staff that had led the "AA" squad to a Bronze medal just 12 months earlier, were returning for this campaign which meant expectations were high.

But, as is often the case in tournament baseball, momentum is the key ingredient and something the Aussies sorely lacked in the early rounds when narrow losses to the Netherlands and Panama left them languishing in the bottom half of the draw – a fate that dictated they could finish no better than their eventual 9th place.

During the tournament Australia led all countries in fielding percentage (.974) and had a very respectable 2.21 team ERA. But a lack of offensive presence, that at one point included a 20-inning scoreless streak, ultimately proved to be the downfall of the Aussies' 2006 campaign.

Adding to the long list of "What Ifs" was the fact that the Australians had defeated eventual champions Korea 2-1 during the preliminary round – proof enough that they had the potential to win it all.

Individual standouts were **Stefan Welch** (SA) and **Mitch Denning** (NSW) who combined to lead all bar one offensive category for the Aussies. While on the mound, **Bradley Tippet** (NSW), **Gavin Dlouhy** (NSW) and **Steven Kent** (ACT) each put together outstanding 2006 campaigns.

### 2006 'AAA' World Championship Results

#### AUSTRALIA vs

South Africa	Win 9-2
Netherlands	Loss 4-1
Korea	Win 2-1
Cuba	Loss 8-3
Panama	Loss 3-0
Spain	Win 3-1
Italy	Win 12-2

### 2006 'AAA' World Championship Final Standings

#### STANDINGS

Korea	Gold
USA	Silver
Canada	Bronze
Mexico	4 <sup>th</sup>
Chinese Taipei	5 <sup>th</sup>
Cuba	6 <sup>th</sup>
Panama	7 <sup>th</sup>
Netherlands	8 <sup>th</sup>
Australia	9 <sup>th</sup>
Italy	10 <sup>th</sup>
South Africa	11 <sup>th</sup>
Spain	12 <sup>th</sup>

## 2006 'AAA' World Championships Australian Team



Tony Harris  
SA  
Head Coach



Damian Shanahan  
ACT  
Assistant Coach



Jason Hewitt  
WA  
Assistant Coach



Warwick Marks  
SA  
Pitching Coach



Neil Barrowcliff  
NSW  
Exec Officer

No  
Photo  
Available

Rod Whitely  
NSW  
Physiotherapist



Elliott Biddle  
VIC  
Outfield



Adam Courcha  
WA  
Utility



Allan de San Miguel  
WA  
Catcher



Mitch Denning  
NSW  
Outfield



Gavin Dlouhy  
NSW  
Pitcher



Jarrad Eacott  
NSW  
Pitcher



Andrew Gribbin  
VIC  
Pitcher



Thomas  
Johannesen-Ellis  
VIC  
Pitcher



Matthew Kennelly  
WA  
Utility



Steven Kent  
ACT  
Pitcher



Chris House  
WA  
Catcher



Alan Schoenberger  
QLD  
Infield



Jason Smit  
WA  
Infield



Joshua Spence  
VIC  
Pitcher



Shaun Tabrett  
NSW  
Pitcher



Brad Tippett  
NSW  
Pitcher



Stefan Welch  
SA  
Infield



Brent Young  
QLD  
Utility

## 2006 'AAA' World Championship Australian Team Statistics

### BATTING

Player	AVG	PA	AB	R	H	2B	3B	HR	RBI	TB	BB	SO	SLG
Welch, Stefan	.407	28	27	4	11	5	0	0	4	16	1	1	.593
Denning, Mitch	.308	28	26	2	8	1	1	1	7	14	2	7	.538
Kennelly, Matt	.273	24	22	3	6	2	0	1	3	11	2	6	.500
Biddle, Elliot	.200	23	20	2	4	1	0	0	0	5	3	7	.250
Smit, Jason	.185	30	27	4	5	0	0	0	0	5	2	2	.185
House, Chris	.174	27	23	4	4	1	0	0	1	5	2	4	.217
Schoenberger, Alan	.125	30	24	6	3	0	0	1	2	6	6	6	.250
Courcha, Adam	.105	24	19	1	2	0	0	0	1	2	2	8	.105
De San Miguel, Allan	.083	29	24	2	2	0	0	0	2	2	4	6	.083
Young, Brent	.000	8	5	2	0	0	0	0	1	0	2	1	.000
<b>AUS TOTALS</b>	<b>.207</b>	<b>251</b>	<b>217</b>	<b>30</b>	<b>45</b>	<b>10</b>	<b>1</b>	<b>3</b>	<b>21</b>	<b>66</b>	<b>26</b>	<b>48</b>	<b>.304</b>

## PITCHING

Player	ERA	G	GS	W	L	SV	IP	H	R	ER	BB	SO	OBA
Tippett, Bradley	0.00	3	0	0	0	2	4.0	1	0	0	1	1	.077
Dlouhy, Gavin	0.66	2	2	0	0	0	13.2	8	2	1	4	12	.178
Kent, Steven	0.90	2	2	1	0	0	10.0	5	1	1	4	5	.156
Ellis, Tom	2.16	3	1	2	0	0	8.1	7	4	2	1	6	.233
Tabrett, Shaun	2.70	3	0	0	0	1	6.2	8	4	2	4	7	.296
Gribbin, Andrew	4.05	3	0	0	1	0	6.2	3	3	3	4	9	.130
Spence, Joshua	4.26	3	1	1	1	0	6.1	14	4	3	1	9	.452
Eacott, Jarrad	5.06	2	1	0	1	0	5.1	7	3	3	3	3	.333
<b>AUS TOTALS</b>	<b>2.21</b>	<b>7</b>	<b>7</b>	<b>4</b>	<b>3</b>	<b>3</b>	<b>61.0</b>	<b>53</b>	<b>21</b>	<b>15</b>	<b>22</b>	<b>52</b>	<b>.239</b>

## NATIONAL 'AA' PROGRAM

### 2006 World Boys Tournament 10-14 August, Osaka, Japan

In the absence of an officially sanctioned World Championship, the AA's would normally have stayed at home in 2006. But the World Boy's Tournament in Osaka beckoned and 16 teams from nine of the world's best baseball nations were waiting for the Australian's when they arrived.

The age eligibility rules for the tournament meant that a younger than usual 'AA' was required and as such a distinctly development approach was taken in regards to team selection with some players as young as 14 making the trip.

The young Aussies performed admirably, finishing 6th in the tournament after a couple of close calls had them penned into the bottom bracket on day two.

### 2006 'AA' World Boys Tournament Results

AUSTRALIA vs	
Korea	Win 7-1
Chinese Taipei	Loss 8-6
USA	Win 6-3
Mexico	Win 6-5
USA	Loss 8-4

**NOTE: Statistics were not made available from this tournament.**

### 2006 'AA' World Boys Tournament Australian Team



Andrew Utting  
QLD  
Head Coach



Tim Ballard  
VIC  
Pitching  
Coach



Brent Phelan  
ACT  
Assist Coach



Hardy Sattler  
QLD  
Physio-  
therapist



Corey Adamson  
WA  
Outfield



John Blaskett  
VIC  
Catcher



Dean Brendon  
WA  
Infield



Mitchell Fienemann  
SA  
RHP



Jamie Gianchou  
ACT  
Infield



No  
Photo  
Available

Wes Hore  
NSW  
RHP



Chris Lamb  
QLD  
LHP




Jamie Lethborg  
VIC  
Infield



James Linger  
QLD  
Outfield



Yasu Maki  
QLD  
LHP



No  
Photo  
Available

Scot Malthouse  
VIC  
Infield



Mitchell Nilsson  
QLD  
Infield



Rory Rhodes  
QLD  
RHP



Angus Roeger  
SA  
Outfield



Ryan Tansley  
NSW  
RHP



Tom Ward  
QLD  
Catcher



Jake White  
WA  
Outfield



Christian Wise  
WA  
RHP

## 2007 'AA' Oceania Championship 8-11 February, Sydney, Australia

In February Australia played host to teams from New Zealand and New Caledonia in a tri-series format to determine the 2007 Oceania Champion.

The Aussies entered this tournament as un-backable favourites and certainly didn't disappoint against some relatively under-strength opponents.

In six games during the tournament Australia outscored their opposition 138-3, all while posting a remarkable 0.69 team ERA and a gaudy .528 team batting average.

The dominant performance earned the Aussies the right to compete at the 2007 AA World Championship (an event that was later cancelled). However, more importantly, we have well and truly established the next crop of potential national team stars.

## 2006 'AA' Oceanic Championship Australian Team



Tony Harris  
SA  
Head Coach



Damian Shanahan  
ACT  
Assistant Coach



Jason Hewitt  
WA  
Assistant Coach



Warwick Marks  
SA  
Pitching Coach



Robert Moden  
QLD  
Exec Officer



Greg Castle  
NSW  
Physiotherapist



Corey Adamson  
WA  
Utility



Mason Curtis  
NSW  
Infield



Dylan Child  
SA  
Infield



Chris Doyle  
SA  
RHP



Joshua Goldsmith  
NSW  
Outfield



Scott Harrison  
NSW  
Outfield



Joshua Hendricks  
VIC  
RHP / 1B



Alex Howe  
NSW  
Catcher



Andrew Jones  
VIC  
LHP



Travis McDonald  
NSW  
LHP



Taylor McEvoy  
VIC  
Infield



Mitch Nilsson  
QLD  
Infield



Kyle Perkins  
ACT  
Catcher



Mat Smith  
NSW  
Infield



Rory Rhodes  
QLD  
RHP/Infield



Ryan Tansley  
NSW  
RHP



Todd van Steensel  
NSW  
RHP



Michael Vine  
NSW  
Infield

## 2006 'AA' Oceanic Championship Results

AUSTRALIA vs			
New Caledonia	Win 16-0	New Caledonia	Win 20-0
New Zealand	Win 37-1	New Zealand	Win 25-2
New Zealand	Win 20-0	New Caledonia	Win 20-0

## 2006 'AA' Oceanic Championship Australian Team Final Statistics

BATTING													
Player	AVG	GP-GS	AB	R	H	2B	3B	HR	RBI	TB	BB	SO	SLG
Vine, M	.857	5--3	7	11	6	1	1	0	11	9	8	0	.889
Rhodes, R	.750	4--4	16	13	12	3	4	0	13	23	1	1	1.438
Jones, A	.750	2--1	4	4	3	2	0	0	2	5	1	1	1.250
Nilsson, M	.682	6--5	22	18	15	5	1	1	14	25	2	0	1.136
Hendricks, J	.667	3--3	9	6	6	0	2	0	12	10	1	0	1.111
McDonald, T	.600	3--1	5	2	3	0	0	0	2	3	0	0	.600
Goldsmith, J	.571	5--5	21	15	12	1	1	0	6	15	3	0	.714
Smith, M	.563	5--4	16	11	9	1	1	0	7	12	2	0	.750
Perkins, K	.556	4--4	9	10	5	1	3	0	7	12	6	1	1.333
Adamson, C	.538	5--3	13	4	7	0	1	1	5	12	0	0	.923
McEvoy, T	.500	5--5	18	12	9	1	2	0	7	14	5	0	.778
Harrison, S	.429	5--4	14	9	6	2	0	0	11	8	3	0	.571
Doyle, C	.400	2--1	5	2	2	1	1	0	4	5	0	0	1.000
Child, D	.375	3--3	8	8	3	0	0	0	2	3	3	0	.375
Curtis, M	.313	4--4	16	8	5	0	2	0	6	9	1	1	.563
Howe, A	.143	4--2	7	3	1	0	0	0	1	1	2	0	.143
Van Steensel, T	.000	2--1	4	0	0	0	0	0	0	0	1	0	.000
Tansley, R	.000	2--1	3	2	0	0	0	0	0	0	1	0	.000
<b>AUS TOTALS</b>	<b>.528</b>	<b>0</b>	<b>197</b>	<b>138</b>	<b>104</b>	<b>18</b>	<b>19</b>	<b>2</b>	<b>110</b>	<b>166</b>	<b>40</b>	<b>4</b>	<b>.843</b>

PITCHING													
Player	ERA	G	GS	W	L	SV	IP	H	R	ER	BB	SO	OBA
Doyle, C	0.00	1	1	1	0	0	5.0	2	0	0	2	3	.133
Hendricks, J	0.00	1	1	1	0	0	5.0	1	0	0	0	7	.063
Rhodes, R	0.00	1	1	1	0	0	4.0	1	0	0	2	5	.077
Jones, A	0.00	1	1	1	0	0	4.0	1	1	0	3	3	.083
Tansley, R	0.00	1	1	1	0	0	3.0	0	0	0	3	7	.000
McDonald, T	0.00	1	0	0	0	0	1.0	0	0	0	0	1	.000
Van Steensel, T	4.50	1	1	1	0	0	4.0	5	2	2	0	3	.313
<b>AUS TOTALS</b>	<b>0.69</b>	<b>6</b>	<b>6</b>	<b>6</b>	<b>0</b>	<b>0</b>	<b>26.0</b>	<b>10</b>	<b>3</b>	<b>2</b>	<b>10</b>	<b>29</b>	<b>.120</b>

## NATIONAL WOMEN'S PROGRAM

### 2006 Women's World Cup

31 July – 6 August, Taipei City, Taiwan

In this tournament, the second ever Women's World Cup event, there was no clear stand out team and Australia walked away with its head held high and a respectable 4-2 record.

With wins against Canada, Chinese Taipei, Cuba and Hong Kong - and losses only to eventual Gold and Silver medalists the US and Japan - Australia can consider themselves unlucky not to have come away with a medal.

While the US captured Gold with a 5-1 record (only loss to Canada on Day 1); Japan, Australia and Canada finished equal on 4-2. As head to head games between these three teams failed to determine the placing (Japan def Aust, Aust def Canada and Canada def Japan), a 'for and against method' in games between these three teams was used.

After the dust had settled, Japan was awarded the Silver and, although Australia defeated them comfortably in the round robin games 9-4, Canada was given the Bronze and Australia relegated to 4th.



On a high note for the Australians, they received three selections in the 2006 World Cup 'All Star' team. Pitcher **Simone Wearne** was selected as the starter after her almost perfect display against Chinese Taipei in Game 2 for Australia where she picked up the win in a 5.1 inning, 3 hit demolition of the home town favourites.

Centre fielder **Amy McCann** received her second selection in an 'All World' team, backing up her selection at the 2004 World Series. Her team leading .500 batting average, (second best in the tournament), combined with her errorless performances in the field certainly warranted her selection.

Middle infielder **Shae Lillywhite** was also selected at 2B. Shae, who spent two games at shortstop, was solid in the lead off spot for Australia with a .381 AVG and made some highlight reel plays in the field at key moments to keep Australia in touch.

**Samantha Hamilton** was honoured when she received the tournament 'Stolen Base' award with her total of 6 from the 6 round robin games.

### 2006 Women's World Cup Australian Team



Kane Longstaff  
Manager



Dominic Ruggiero  
Coach



Shaun Smith  
Coach



Ailsa Davidson  
#23 Pitcher



Julia Fellows  
#16 Catcher



Katie Gaynor  
#8 Outfield



Mel Gregory  
#30 Outfield



Samantha-Jane  
Hamilton  
#29 Infield



Jade Hough  
#49 Infield



Shae Lillywhite  
#26 Infield



Brooke Maclean  
#11 Pit/Out



Kelly Manzie  
#66 Pit/Cat



Amy McCann  
#31 Outfield



Alissa Ruggiero  
#25 Pitcher



Kimberley Schulte  
#13 Pit/Inf



Terina Stokes  
#7 Pitcher



Renee Straumietis  
#6 Pit/Inf



Loren Vella  
#10 Pit/Inf



Simone Wearne  
#52 Pitcher



Melissa Whitaker  
#2 Outfield



Clare Whittam  
#47 Catcher



Anne-Maree Adams  
Exec Officer

### 2006 Women's World Cup Results

AUSTRALIA vs	
Hong Kong	Win 22-2
Chinese Taipei	Win 4-0
USA	Loss 7-2
Cuba	Win 5-4
Japan	Loss 11-6
New Caledonia	Win 9-4

### 2006 Women's World Cup Standings

STANDINGS	
USA	Gold
Japan	Silver
Canada	Bronze
Australia	4 <sup>th</sup>
Chinese Taipei	5 <sup>th</sup>
Cuba	6 <sup>th</sup>
Hong Kong	7 <sup>th</sup>

## 2006 Women's World Cup Final Statistics

BATTING													
Player	AVG	GP	AB	R	H	2B	3B	HR	RBI	TB	BB	SO	SLG
SCHULTE, KIMBERLEY	1.000	2	1	0	1	0	0	0	1	1	0	0	1.000
MCCANN, AMY	.500	6	18	7	9	1	1	0	5	12	5	0	.667
STRAUMIETIS, RENEE	.462	6	13	5	6	4	0	0	4	10	1	1	.769
MACLEAN, BROOKE	.444	5	9	5	4	1	2	0	3	9	1	2	1.000
LILLYWHITE, SHAE	.381	6	21	7	8	1	0	0	4	9	3	1	.429
WHITAKER, MELISSA	.364	4	11	1	4	0	0	0	4	4	0	2	.364
MANZIE, KELLIE	.333	5	6	1	2	0	0	0	1	2	2	1	.333
GAYNOR, KATIE	.316	6	19	5	6	0	1	0	7	8	2	2	.421
HAMILTON, SAMANTHA	.294	6	17	6	5	1	1	0	5	8	4	4	.471
GREGORY, MELISSA	.231	5	13	2	3	1	1	0	4	6	1	4	.462
WHITTAM, CLARE	.222	4	9	2	2	1	0	0	1	3	1	1	.333
VELLA, LOREN	.200	6	15	3	3	0	0	0	1	3	2	2	.200
FELLOWS, JULIA	.000	3	3	2	0	0	0	0	0	0	0	1	.000
HOUGH, JADE	.000	5	8	2	0	0	0	0	0	0	7	0	-
<b>AUS TOTALS</b>	<b>.325</b>	<b>6</b>	<b>163</b>	<b>48</b>	<b>53</b>	<b>10</b>	<b>6</b>	<b>0</b>	<b>40</b>	<b>75</b>	<b>29</b>	<b>21</b>	<b>.460</b>

PITCHING													
Player	ERA	G	GS	W	L	SV	IP	H	R	ER	BB	SO	
WEARNE, SIMONE	0.00	2	1	1	0	0	5.2	3	0	0	0	1	
SCHULTE, KIMBERLEY	0.00	2	0	2	0	0	4.2	4	2	0	2	4	
MANZIE, KELLIE	0.00	1	0	0	0	0	1.2	0	0	0	0	0	
STOKES, TERINA	1.91	2	2	0	0	0	7.1	6	4	2	4	4	
DAVIDSON, ALISA	3.00	3	1	1	0	0	7.0	9	3	3	4	0	
MACLEAN, BROOKE	3.50	1	0	0	0	0	4.0	2	2	2	3	2	
RUGGIERO, ALISA	6.63	2	1	0	1	0	6.1	9	9	6	5	2	
STRAUMIETIS, RENEE	42.00	1	1	0	1	0	1.1	5	8	8	4	0	
<b>AUS TOTALS</b>	<b>3.87</b>	<b>6</b>	<b>6</b>	<b>4</b>	<b>2</b>	<b>0</b>	<b>38.0</b>	<b>38</b>	<b>28</b>	<b>21</b>	<b>22</b>	<b>13</b>	

## CAL RIPKEN PROGRAM

### 2006 Cal Ripken World Series 13-20 August, Aberdeen, USA

Each year the Cal Ripken Program grows in stature. Not only as a "once in a lifetime" opportunity for the kids, but as an increasingly valuable talent identification tool.

To date this program (which targets the best under 13 players around the country) has produced as many as 12 professional athletes and 10 Claxton Shield representatives, with many more going on to represent their country at 'AA' and 'AAA' levels.

The 2006 squad was no exception with a bevy of young stars who will no doubt feature prominently in years to come.

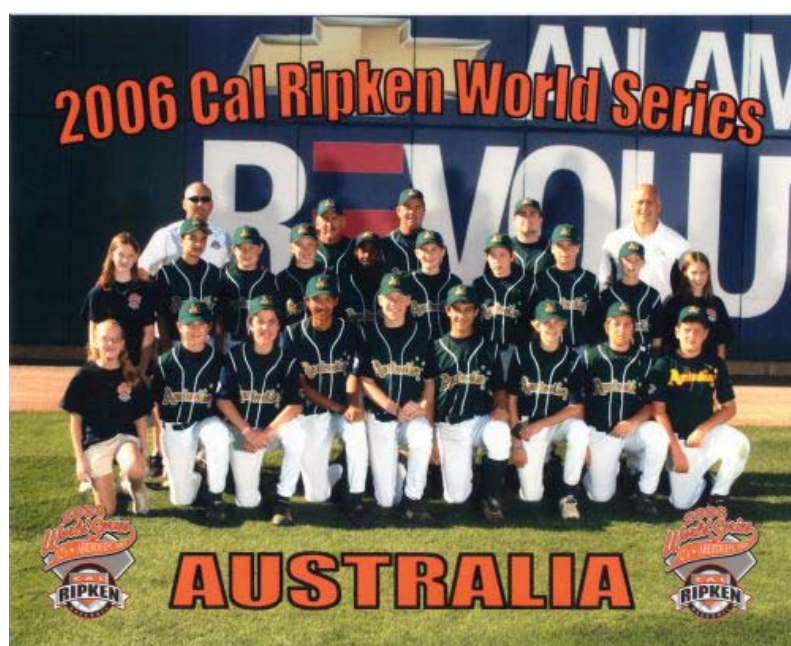
On the field the team did a fantastic job, going down to the powerful Dominican Republic squad in the international semi-final, as they were edged out 7-6 in extra innings.

The team led the international division in hitting and was second only to eventual tournament runners-up Mexico in earned run average.

Australia never lost by more than two runs in any game of the tournament and general consensus from those in the know is the Aussies were one of the best teams the 2006 Cal Ripken World Series had to offer.

Named in the 'World All Star' team were shortstop **Jacob Younis** (NSW), 3rd baseman **Daniel Nilsson** (QLD) and outfielder **AJ Elderkin** (QLD). In addition, catcher **Jackson Brebner –Russ** (SA) and utility **Jackson Lodge** (SA) were named in the 'Defensive' team.





2006 Cal Ripken World Series Australian Team

	NAME	POSITION	UNI #	STATE	Coaching Staff
1	Liam Bedford	INFIELD	9	Victoria	Wayne Finney NSW Head Coach
2	Jackson Brebner-Russ	UTILITY	25	South Australia	
3	Tyler Dale	PITCHER	43	Victoria	Nathan Holmes VIC Assistant Coach
4	AJ Elderkin	UTILITY	7	Queensland	
5	Sam Gibbons	PITCHER	10	Victoria	
6	Nathan Hass	PITCHER	12	Queensland	
7	Josh Kennelly	CATCHER	5	Western Australia	Support Staff Keith Land QLD Exec Officer
8	Jackson Lodge	PITCHER	3	South Australia	
9	Daniel Nilsson	INFIELD	28	Queensland	
10	Luke Papanicolaou	CATCHER	16	Victoria	
11	Preshen Pather	INFIELD	13	New South Wales	
12	Luke Shipway	PITCHER	6	Western Australia	
13	Haydn Sumiran	PITCHER	23	New South Wales	
14	Cameron Warner	UTILITY	4	ACT	
15	Jacob Younis	CATCHER	2	New South Wales	

2006 Cal Ripken World Series Australian Team Statistics

PITCHING												
Pitcher	ERA	G	GS	W	L	SV	IP	H	R	ER	SO	BB
Dale, T.	0.00	1	0	0	0	0	1.0	2	0	0	0	0
Nilsson, D.	0.00	1	0	0	0	0	0.1	0	0	0	0	0
Hass, N.	0.82	2	1	1	1	0	7.1	4	1	1	7	0
Gibbons, S.	1.80	2	0	0	0	0	3.1	3	1	1	1	2
Lodge, J.	1.93	2	2	1	0	0	9.1	10	3	3	13	1
Shipway, L.	2.84	2	1	0	1	0	6.1	5	4	3	5	3
Sumiran, H.	3.00	1	1	0	1	0	2.0	2	1	1	1	1
<b>Totals:</b>	<b>1.82</b>	<b>5</b>	<b>5</b>	<b>2</b>	<b>3</b>	<b>0</b>	<b>29.2</b>	<b>26</b>	<b>10</b>	<b>9</b>	<b>27</b>	<b>7</b>

BATTING												
Player	AVG	G	AB	R	H	2B	3B	HR	RBI	BB	SO	SLG%
Younis, J.	.438	5	16	2	7	2	1	1	2	1	4	.875
Lodge, J.	.429	5	7	2	3	1	0	0	4	1	1	.571
Bedford, L.	.417	4	12	4	5	1	1	0	1	2	2	.667
Warner, C.	.400	3	10	2	4	0	0	0	1	0	3	.400
Shipway, L.	.400	3	5	0	2	0	0	0	0	1	1	.400
Nilsson, D.	.333	5	15	2	5	0	0	0	0	2	2	.333
Brebner-Russ, J.	.333	4	9	2	3	0	1	0	4	3	4	.556
Elderkin, A.	.300	5	10	2	3	0	0	0	0	5	2	.300
Hass, N.	.250	3	8	0	2	2	0	0	0	2	3	.500
Kennelly, J.	.250	2	4	0	1	0	0	0	0	0	2	.250
Pather, P.	.250	2	4	0	1	0	0	0	0	0	0	.250
Papanicolaou, L.	.200	5	10	4	2	0	0	0	3	2	4	.200
Dale, T.	.143	4	7	0	1	0	0	0	0	1	4	.143
Gibbons, S.	.000	2	6	0	0	0	0	0	0	0	4	.000
Sumiran, H.	.000	2	4	0	0	0	0	0	0	0	0	.000
<b>Totals:</b>	<b>.307</b>	<b>5</b>	<b>127</b>	<b>20</b>	<b>39</b>	<b>6</b>	<b>3</b>	<b>1</b>	<b>15</b>	<b>20</b>	<b>36</b>	<b>.425</b>

## 2007 CLAXTON SHIELD

### 2007 Financial Wealth Claxton Shield 19-27 January, Baseball Park, Perth, WA

For the first time in five years the Claxton Shield was hosted outside of Sydney, with Baseball WA taking the reins for 2007, staging a fantastic event at Baseball Park, Thornlie.

With 10 of the 19 games played, decided by 2-runs or less, the on-field action was tighter than ever and added exponentially to one of the best Claxton Shield tournaments ever contested.

Over 120 of Australia's finest braved the sweltering conditions in Perth, with eventual tournament winners the **Victoria Aces** finally able to overcome the stigma of perennial "Bridesmaids" after finishing second in three of the last four Claxton Shield finals.

The win completed a fantastic series for the Aces who also made a near sweep of the tournament awards.

Right-hand pitcher **Greg Wiltshire** was named the "Grand-Final MVP" for his remarkable effort on the mound. **Paul Rutgers** was awarded the "Golden Glove" as the most outstanding defensive player of the series and big-hitting catcher **Matthew Kent** took out the "Offensive Champion" prize, as well as the prestigious "Helms Award" (given annually to the most valuable player at the CLAXTON SHIELD).

Not to be forgotten are "Pitching Champion" **Dushan Ruzic** (SA) and 37-year-old "Rookie of the Year" **David Rosser** (NSW) who won the award for being the best player in his first Shield hit-out.

### 2007 Financial Wealth Claxton Shield Final Standings

STANDINGS	
VICTORIA	1st
New South Wales	2nd
South Australia	3rd
Queensland	4th
Australian Provincial	5th
Western Australia	6th

### 2007 AWARD WINNERS

Helms Award  
*Matthew Kent*

Batting Champion  
*Matthew Kent*

Pitching Champion  
*Dushan Ruzic*

Golden Glove  
*Paul Rutgers*

Rookie Award  
*David Rosser*

Final MVP  
*Greg Wiltshire*

## 2007 Financial Wealth Claxton Shield Results

ROUND ROBIN							
	AP	NSW	QLD	SA	VIC	WA	W-L
AP		6-9	2-3	5-6	9-4	8-6	2-3
NSW	9-6		9-3	4-2	8-7	1-0	5-0
QLD	3-2	3-9		13-1	1-10	6-0	3-2
SA	6-5	2-4	1-13		4-10	4-3	2-3
VIC	4-9	7-8	10-1	10-4		3-1	3-2
WA	6-8	0-1	0-6	3-4	1-3		0-5

### SEMI - FINALS

South Australia **5** def. Queensland **0**

Victoria **6** def. New South Wales **3**

### PRELIMINARY FINAL

New South Wales **3** def. South Australia **2**

### GRAND FINAL

Victoria **4** def. New South Wales **3**

## 2007 Financial Wealth Claxton Shield Statistics

### 2007 CLAXTON SHIELD - TOP TEN BATTING

Player	AVG	GP-GS	AB	R	H	2B	3B	HR	RBI	TB	BB	SO	SLG
TAINTY MARC, SA	.417	7--7	24	6	10	0	0	0	2	10	6	3	.417
FLOYD DANIEL, WA	.400	5--4	15	0	6	0	0	0	2	6	0	6	.400
WILLIAMS GLENN, NSW	.379	8--8	29	5	11	0	0	0	4	11	6	3	.379
KENT MATTHEW, VIC	.379	7--7	29	5	11	3	0	2	4	20	2	1	.690
FINGLESON GAVIN, NSW	.370	8--8	27	3	10	1	0	1	6	14	7	4	.519
UTTING BEN, VIC	.364	7--7	22	3	8	0	0	1	6	11	3	2	.500
WEICHARD PAUL, VIC	.357	7--7	28	6	10	2	0	1	4	15	4	6	.536
UTTING ANDREW, QLD	.348	6--6	23	1	8	2	0	0	4	10	2	2	.435
WIGMORE BEN, SA	.333	7--7	24	1	8	0	0	1	8	11	0	3	.458
COLLINS MICHAEL, AP	.333	5--5	21	4	7	1	0	1	5	11	3	1	.524

### 2007 CLAXTON SHIELD - TOP TEN PITCHING

Player	ERA	W-L	APP	GS	CG	SHO	SV	IP	H	R	ER	BB	SO
RUZIC DUSHAN, SA	0.00	2-0	2	2	1	1	0	16.0	5	0	0	4	17
HARRIS VAUGHAN, NSW	0.00	1-0	2	2	0	0	0	9.2	8	3	0	3	6
MURPHY TRAVIS, WA	0.00	0-0	1	1	0	0	0	8.0	4	0	0	3	5
MOWDAY CHRIS, QLD	0.00	1-0	3	0	0	0	0	7.1	3	1	0	2	4
BLACKMORE MATTHEW, VIC	0.00	2-0	4	0	0	0	0	6.1	3	0	0	3	4
HOGAN LEE, VIC	0.00	0-0	3	0	0	0	0	5.1	3	0	0	2	2
KENT STEVEN, AP	0.00	0-0	2	0	0	0	1	4.2	3	0	0	1	2
NAYLOR DREW, QLD	0.00	0-0	1	1	0	0	0	4.0	0	0	0	3	0
ROSSER DAVID, NSW	1.29	0-0	2	2	0	0	0	14.0	9	2	2	1	10
BLACKLEY ADAM, VIC	1.35	1-0	2	1	0	0	0	6.2	3	1	1	4	5

## AUSSIES OVERSEAS

2006 / 07 again proved to be a bumper year for Australians in US professional baseball as was clearly evidenced by our presence during the 2007 Major League spring training. No less than 12 Aussies were in the mix during the big league pre-season; an unprecedented effort for our stars at the highest level.

Wearing the big league uniforms proudly were:

- 👉 **Grant Balfour**, right-hand pitcher for Milwaukee Brewers.
- 👉 **Travis Blackley**, left-hand pitcher for Seattle Mariners.
- 👉 **Adrian Burnside**, left-hand pitcher for San Diego Padres.
- 👉 **Tristan Crawford**, right-hand pitcher for Minnesota Twins.
- 👉 **Justin Huber**, infielder and outfielder for Kansas City Royals.
- 👉 **Paul Mildren**, left-hand pitcher for Florida Marlins.
- 👉 **Peter Moylan**, right-hand pitcher for Atlanta Braves.
- 👉 **Chris Oxspring**, right-hand pitcher for Milwaukee Brewers.
- 👉 **Ryan Rowland-Smith**, left-hand pitcher for Seattle Mariners.
- 👉 **Chris Snelling**, outfielder for Washington Nationals.
- 👉 **Phil Stockman**, right-hand pitcher for Atlanta Braves.
- 👉 **Glenn Williams**, Infielder for Minnesota Twins.

Even bigger news was **Ryan Rowland-Smith**, who on 11 May 2007 was added to the Seattle Mariners' Major League roster and while he did not appear in a game at that time, it unofficially made him the 24<sup>th</sup> Australian to appear in the show.

Just over a month later, Ryan set aside any doubt to his claims as a genuine Major Leaguer when, on 22 June, he made his debut against the Cincinnati Reds. The remarkable achievement became even more memorable by striking future Hall of Fame member **Ken Griffey Jr.**

At the other end of the scale, 19 more Australians joined the fray, putting pen to paper on their first professional contracts with Major League organisations. The ABF would like to congratulate the following athletes as they embark on their professional careers:

- 👉 **Tim Atherton** – Minnesota Twins
- 👉 **Elliott Biddle** – Minnesota Twins
- 👉 **Gavin Dlougy** – New York Mets
- 👉 **Jarrad Eacott** – Minnesota Twins
- 👉 **Justin Erasmus** – Boston Red Sox
- 👉 **Tom Fiebig** – Cincinnati Reds
- 👉 **David Harriott** – Boston Red Sox
- 👉 **Liam Hendriks** – Minnesota Twins
- 👉 **Lachlan Hodge** – New York Mets
- 👉 **Kable Hogben** – Arizona Diamondbacks
- 👉 **Cameron Lamb** – San Francisco Giants
- 👉 **Michael Lennox** – Boston Red Sox
- 👉 **Tristan Loetzsch** – Kansas City Royals
- 👉 **Jacob Reust** – Cleveland Indians
- 👉 **Ricky Rhodes** – Cincinnati Reds
- 👉 **Angus Roeger** – Philadelphia Phillies
- 👉 **Taylor Rowe** – Minnesota Twins
- 👉 **Ryan Searle** – Chicago Cubs
- 👉 **Jason Smit** – Cleveland Indians



**BRETT PICKETT**  
General Manager  
Baseball Operations



**BEN FOSTER**  
National Programs Coordinator  
Baseball Operations

# TECHNICAL OFFICIALS AND COMPETITIONS REPORT

## TOURNAMENT MANAGEMENT COMMITTEE

The Tournament Management Committee (TMC) met in June and following discussions, it was felt that the recommendations adopted by the Board are successful and the recommendations will continue to be reviewed by the TMC following the 2008 Championships.

## UMPIRE DEVELOPMENT

### Recruitment, Development and Training

There were a number of seminars aimed at the basic training of umpires conducted around the country by State Umpiring bodies.

The ABF Harassment of Officials Policy has led to a better relationship between umpires and clubs and must take some credit for the retention of umpires.

There have been many Orientation to Umpiring courses conducted which are aimed at club umpires and parents who umpire juniors. There have been a number of umpires who have attended these courses and have gone to the next step in gaining a higher level of accreditation and joined the various State Umpire Associations and will umpire full time.

The Green Shirt program, trialed initially and successfully by Baseball SA, has been implemented by other States and appears to be working well.

The Green Shirt program targets new and inexperienced umpires at a time when they are most vulnerable, usually in their first one or two years of officiating. They are identified to participants, club officials and spectators by way of wearing a green shirt which is different to the shirt worn by an experienced or fully trained umpire which hopefully will alleviate the harassment and abuse that umpires are subjected to. It is understood that it is not just the wearing of the shirt that will ease the problem. Therefore, a continuing mentoring process is undertaken with the umpires together with an education program within the clubs and baseball fraternity. This process is then continually monitored.

### Major League Baseball Australian Academy Program

The on-going inclusion of an Umpire Development program in the Major League Baseball Australian Academy Program (MLBAAP) is proving to be most beneficial in the training of umpires who have been identified as having the potential and aspiration to officiate at higher levels.

### Major League Baseball Umpire Camp (Long Beach, USA)

I attended the MLNB Umpire Camp held in Long Beach, USA, during November 2007.

The Camp is a compressive umpire training program conducted over seven days by Major League umpires. I am now of the firm opinion that this course can play a positive role in our Umpire Development program. It allows greater opportunity for umpires to attend this camp rather than a professional school in that it requires a far shorter time off work to attend (one week as against five) and naturally at a lesser cost. Three umpires will attend this November.

### Overseas Umpires

During 2007 we had four umpires, **Brett Robson, Travis Hatch, Jon Byrne** and **Kyle Byrne** officiating professional baseball in High A, and Low A.

Both Jon and Kyle had their seasons extended to officiate in their league's playoffs.

Brett and Jon gained a promotion during the season with Brett now in AA and Jon in High A.

### International Appointments

**Mark Gooding** was appointed to the World Cup held in Taiwan. It is worthy of note that Mark was appointed as Plate Umpire for the Bronze medal game. This is the highest appointment in an event by an Australian umpire.

## SCORERS

### National Scorers' Association (Council of Australian Baseball Scorers)

The training of scorers under a national training scheme is growing and proving successful.

Another 'train the trainer' workshop was conducted in conjunction with the MLBAAP, thus increasing the number of trained personnel throughout Australia.

## EVENTS

### World Children's Baseball Fair

The World Children's Baseball Fair was founded over a decade ago by **Mr Sadaharu Oh** and **Mr Hank Aaron** in the interest of promoting baseball and providing an opportunity to develop international friendship, goodwill and cultural understanding among the youth of the world. The Fair is held every year also to promote worldwide baseball expansion and at the same time provide a tool for international exchange among the different nations of the world.

During the event, participants have an opportunity to learn the correct, basic skills of baseball and are able to enjoy and share the love of baseball in a non-competitive event. Baseball clinics are taught by international players and coaches and the evenings consist of recreational activities to further enhance cultural understanding and appreciation.

At this year's event, over two hundred children, together with chaperones, from throughout the world attended.

Once again, Australia was invited to attend this prestigious event which, after a number of years was moved from Japan and conducted in Puerto Rico. Five children, **Nico Ali van der Linden** (SA), **Alex Griffiths** (NSW), **Dylan Fox** (ACT), **Jack Scheffer** (VIC), **Mitchell Green** (NT), and chaperone, **Scott Murray** (NSW) were selected to represent Australia and proved to be great ambassadors for Australia and Australian Baseball.

### National Under Age Championships

The 'AAA' Championship was hosted by Baseball Victoria in Geelong.

WA again defeated Queensland in the final; a repeat of the 2006 final and the second final in nine years that has not had either NSW or Victoria participating.

Final Placings were:

- 1<sup>st</sup> – Western Australia
- 2<sup>nd</sup> – Queensland
- 3<sup>rd</sup> – Victoria
- 4<sup>th</sup> – New South Wales
- 5<sup>th</sup> – Country NSW
- 6<sup>th</sup> – Territories
- 7<sup>th</sup> – Victoria Provincial
- 8<sup>th</sup> – South Australia

The 'AA' Championship was hosted by Baseball SA and Southern Districts Baseball Club.

In a closely contested competition, Country NSW defeated Victoria in the final.

Final placings were:

- 1<sup>st</sup> – Country NSW
- 2<sup>nd</sup> – Victoria
- 3<sup>rd</sup> – Queensland
- 4<sup>th</sup> – New South Wales
- 5<sup>th</sup> – Victoria Provincial
- 6<sup>th</sup> – South Australia
- 7<sup>th</sup> – Western Australia
- 8<sup>th</sup> – Territories

The 'A' Championship was hosted by Baseball NSW and played at Blacktown Olympic Park.

Final placings were:

- 1<sup>st</sup> – New South Wales
- 2<sup>nd</sup> – Victoria
- 3<sup>rd</sup> – Queensland
- 4<sup>th</sup> – Western Australia
- 5<sup>th</sup> – Victoria Provincial
- 6<sup>th</sup> – South Australia
- 7<sup>th</sup> – Country NSW
- 8<sup>th</sup> – Territories

### Australian Provincial Championship

The Australian Provincial Championship was ably hosted by Country NSW and Illawarra Baseball Association and played at Fred Finch Park, Berkley.

Final placings were:

- 1<sup>st</sup> – Country NSW
- 2<sup>nd</sup> – ACT
- 3<sup>rd</sup> – Victoria Provincial
- 4<sup>th</sup> – Western Australia
- 5<sup>th</sup> – New Zealand
- 6<sup>th</sup> – Northern Territory
- 7<sup>th</sup> – Queensland

### Australian National Women's Championship

The Australian National Women's Championship was hosted by Baseball WA and played at Tom Bateman Reserve.

Final placings were:

- 1<sup>st</sup> – Victoria
- 2<sup>nd</sup> – New South Wales
- 3<sup>rd</sup> – Western Australia
- 4<sup>th</sup> – Country NSW
- 5<sup>th</sup> – Queensland
- 6<sup>th</sup> – Victorian Provincial
- 7<sup>th</sup> – South Australia

### Regional Youth Championship

The second Regional Youth Championship was hosted by the Macleay Valley Baseball Association and played in Kempsey, northern NSW.

From all reports received, it was a great place to hold the championship. Unfortunately, it did see a decline in numbers from the previous year.

Final placings were:

AA:

1<sup>st</sup> – Northern Territory

2<sup>nd</sup> – Macleay Valley

3<sup>rd</sup> – Newcastle

A:

1<sup>st</sup> – Newcastle

2<sup>nd</sup> – Gold Coast

3<sup>rd</sup> – Northern Territory

4<sup>th</sup> – Coffs Harbour

5<sup>th</sup> – Macleay Valley

## HERITAGE COMMITTEE

Fifteen nominations for induction into the Baseball Australia Hall of Fame resulted in three being inducted in 2007:

- 👉 **Charles Simmonds**
- 👉 **Bill Edmonds**
- 👉 **Matthew Sheldon Collins**



**GEOFF ROBERTSON**

Technical Officials and Competitions Manager



# NATIONAL DEVELOPMENT REPORT

## LITTLE LEAGUE

This past year has seen one of the biggest changes happen in junior baseball in this country with the introduction of Little League baseball. It has provided an opportunity for our grass-roots junior players to be discussed on a national and international stage and also in the media. Anytime this can happen, it has to be a good thing.



In April this year, an agreement was signed between the ABF and Little League International, clearing the way for the largest not-for-profit sporting organisation in the world to have a presence within Australia. This presence will now provide more opportunities for clubs to market the game and source potential sponsorship dollars within their grass-roots communities.

Even from a national stand point, this opportunity has been realised rather early with the acquisition of AIOFP (IndependentAdvice.com) as a national sponsor for the Australian Little League. This sponsorship will provide an opportunity for the team that wins the national championship to travel to Hong Kong and compete in the Asia Pacific qualifying tournament. If successful in Hong Kong, this team will then go on to compete in the Little League World Series in Williamsport, Pennsylvania.



District Administrators for Little League in each State are:

- ✦ QLD – Gareth Jones
- ✦ NSW – Maureen Bertram
- ✦ ACT – Kevin Johnson
- ✦ VIC – Andrew Fennell
- ✦ SA – Paul Chandler
- ✦ WA – Trevor Schumm
- ✦ NT – Lisa Hooley

## BASEBALL BLITZ



In March the inaugural ABF Baseball Blitz program was launched in the Northern Territory.

Blitz team members spent time in Alice Springs and Darwin conducting club development seminars and setting up Yard Ball competitions in each centre's local primary schools.

The Blitz team consists of the best baseball development minds in the country. The development managers from each State come together to provide expertise to areas that don't have ready access to development education such as most regional areas throughout Australia. They are able to provide a broad range of information to clubs such as coaching, recruitment, planning and even financial planning.

The Blitz team will also have its own web page, where any club or member can access information on any club development issue. They will even be able to email questions to the team and get a response within 24 hours.

Each year the team will visit a different area with each area being nominated by individual States. These visits will allow the development managers to undergo real life up-skilling which will undoubtedly be of assistance to them in their own States. Each year they would normally attend a development conference in which their up-skilling normally takes place. Now with the Blitz program taking care of the up-skilling, it will mean less time away from their State duties.

The Blitz team members are:

- ✦ ABF – Alan Connors
- ✦ BQI – Gareth Jones
- ✦ BQI – Shayne Watson
- ✦ BNSW – Garry Everson
- ✦ BACT – Kevin Johnson
- ✦ BVIC – Ben Utting
- ✦ BSA – Paul Chandler
- ✦ BWA – Dan Floyd



## BEEP BALL

Two pilots were run in Canberra over the past year for Beep Baseball, which is a modified game for athletes with vision impairment.

This program will allow for our sport to be available to a wider cross section of the general public and in particular to any athletes with vision impairment.

The game itself consists of a modified ball that beeps and two bases that buzz with all players wearing a blindfold. The goal of the game is for the batting team to hit the ball fair and to run to the base that is buzzing, before the fielding team can field the ball and raise it above their head.

Such was the success of these two pilots that we have now included Beep Baseball into the national Project CONNECT program, which is funded by the Australian Sports Commission. This will now see each State with a set of Beep Baseball equipment and the creation of a national Beep Baseball team that will travel to the United States every year to compete in the Beep Baseball World Series.

Special mention must be made to **Kevin Johnson**, Development Manager of Baseball ACT, for his passion and hard work in getting this game into Australia and for the success of the two pilots.



## ACKNOWLEDGEMENTS

**Major League Baseball, Little League International** and **the Australian Sports Commission** have provided their on-going support through a range of development programs and opportunities and I would like to offer heart-felt thanks for their continued support.



**ALAN CONNORS**  
National Development Manager



# NATIONAL WEBSITE AND DATABASE REPORT

I replaced Jennifer Stockman as the National Website and Database Manager on 20 July 2006. In the 15 months that I have been working with the My Club database system and national websites, it is plain to see that the ABF has made good on its promise to provide systems that will capture its membership and communicate with that membership.

It is great to see that more and more Clubs are coming on board for the Website and the Database and the more familiar they become with the systems the more functions they want to see added to the system. We are lucky that we have chosen a platform that is versatile and allows us to add and create extra facilities to accommodate this growth.

For me to assess this growth and the requests that come with it, I have had to re-establish a National Task Force. The National Task Force is a body of experienced My Club database and website administrators who assist in the assessment of a request for a new facility and ascertain if the request will be a valuable tool for **ALL** clubs, not just a few.

The National Task Force delegates were nominated by their State's Executive Officer, and come from all levels of the sport and they are:

- ☞ WA – **Trevor Schumm** and **Sue L'Herpinier**
- ☞ Victoria – **Dean Jamieson** (replaced **Laura Piekarski**) and **Gary O'Brien**
- ☞ SA – **Lauren Hill**
- ☞ Queensland – **Pete McClenahan**
- ☞ ACT – **Barry Barnes**
- ☞ NSW – **Narelle Fox** and **Darren Dawes**
- ☞ NT – **Lisa Hooley**

## MY CLUB DATABASE

The My Club database system is a multi-tiered system that provides benefits to all levels of the sport.

Initially provided as a tool to record our membership and to communicate with that membership, this system has grown considerably towards more of a management tool.

Individual Clubs have the provision of their own My Club database so that they can manage their own membership, email members, SMS members, send out newsletters, download information to a spreadsheet, create squads and teams, move a member to another Club, invoice members, maintain information about their Club, record the Clubs assets, and the list goes on...

State level users have all of the above as well as the ability to view or contact all members within their State or groups of people within their State (ie, Presidents, Secretaries, Officials, etc) based on information maintained by the Club.

A My Club database is available to all Clubs who are members of the ABF. If you don't already have one, why don't you contact your State Association or the ABF for more information.

## My Club Database Stats

As at 31 July 2007, a total of 672 My Club databases have been created for Clubs nation-wide. Of the 672; 561 are currently in operation ('active') and 111 do not have members attached so are therefore considered 'inactive'.

	Active	Inactive	TOTAL
WA	38	4	42
VIC	123	12	135
SA	58	18	76
QLD	58	2	60
NT	5	0	5
NSW	271	75	346
ACT	8	0	8
<b>TOTALS</b>	<b>561</b>	<b>111</b>	<b>672</b>

## My Club Member Registration Stats

As at 31 July 2007, there was a total 73,085 members on the national My Club database. Of the 73,085 members, 29,446 members were financial (as compared to 29,582 financial members at 31 July 2006).

Total Members:

	31 July 2007
WA	10,038
VIC	17,267
SA	5,129
QLD	7,861
NT	1,090
NSW	29,973
ACT	1,727
<b>TOTAL</b>	<b>73,085</b>

Total Financial Members:

	31.7.06	31.7.07
WA	2,072	2,222
VIC	6,749	6,806
SA	2,681	2,607
QLD	3,842	3,834
NT	427	232
NSW	13,181	12,951
ACT	630	794
<b>TOTAL</b>	<b>29,582</b>	<b>29,446</b>

'Total Members' consist of all members held on the database, whether they be volunteers, staff, past members, life members, etc.

## MY COMPETITION MANAGEMENT

The My Competition Management system is a relatively new system created to help associations manage venues, fixtures, ladders, results and player information. It has the capability to generate fixtures, modify fixtures, allocate venues, update ladders, record player statistics and SMS game results to subscribers. The system is linked to the My Club database which assists associations to determine the eligibility of players (not registered, cannot play).

The My Competition Management system was initially set up and tested by Bellevue IT and Victorian Winter Baseball League. Once established, other States were requested to provide an administrator to work with Bellevue to modify the current system for their States competitions. Other States now using / refining the system for their competitions are Queensland, Western Australia and more recently New South Wales.

## MY SITE

My Site websites, provided by the ABF free of charge to Clubs, continues to grow in numbers steadily. However, the administration of these sites, is proving to be less than adequate to capture the attention of the surfing fans and public nation-wide.

As at 31 July 2007 there was a total of 579 websites created for Clubs nationwide. Of the 579, 296 are active and 283 don't appear to be maintained at all. This is really quite disappointing, considering the request to be provided with a website comes from the Club.

	Active	Inactive	TOTAL
WA	33	14	47
VC	69	59	128
SA	29	36	65
QLD	54	25	79
NT	8	6	14
NSW	96	141	237
ACT	7	2	9
<b>TOTAL</b>	<b>296</b>	<b>283</b>	<b>579</b>

For those Clubs who are still not aware that they have an ABF provided website available to them (free of charge), we urge you to jump on board. The My Site platform provides Clubs with the ability to create your own website simply and easily. It does not require you to be an IT website development guru. It doesn't even require you to have a server to support it.

A My Site will give you the ability to reach your members and possibly other potential members in a cost efficient and effective way. You will be able to keep your members posted on everything your club is undertaking by way of news items, creating web pages, maintaining an events calendar, creating feature boxes for urgent items, creating news flashes, maintaining photo galleries which can be linked to an event and being able to add images to your web pages and news items. Want to get started? Why not contact your State Association office or the ABF right now!

## ACKNOWLEDGEMENTS

Bellevue IT - **Paul Pascoe, Janet Johnson, Paul Lyons** – thank you for a great system and thank you for the support. I look forward to working with you in enhancing current systems and creating new.

I would sincerely like to thank the **National Task Force** for their support, their valuable feedback and their patience and dedication to what the ABF is trying to ultimately achieve with these systems.

I would also like to thank **Jennifer Stockman** for her continued support and direction from the hand-over period up to now and beyond. Your sense of humour brings a lighter side to a monstrous learning curve.

To **Murray Westphal**, who I had to bring back into the fold for guidance. Thanks heaps Murray your help was invaluable.

Thanks to **Navina Parker**, Admin Assistant to the ABF, for your total support and taking a load off me to concentrate in this area.

And lastly, to all **My Club Trusted Club Officials** and **Website Administrators** out there, your patience is second to none, your enthusiasm inspiring. Keep up the great work!



### MICHELLE ANDERSON

Admin, Website & Database Manager

# BASEBALL AUSTRALIA LICENSING AND MERCHANDISING ENTERPRISE (BALME) – FINAL REPORT

The Baseball Australia Licensing and Merchandising Enterprise (BALME) has been in place since just after the 2000 Olympic Games and was a grass-roots licensing and merchandising program designed to maximise licensing opportunities within the baseball community. The purpose of the Program was to generate funds from various merchandise items such as baseballs and uniforms to pool together to invest with State and Territory Associations for development of the sport.

The Program has been through many changes over the years, especially in the past few years, with the ABF bringing the administration and management of the Program in-house to increase the financial return to members. Since that change, the acceptance of the Program by State and Territory Associations and subsequently for ABF members, was gaining momentum every year as the benefits were being seen. More importantly, significant revenue in the form of royalty payments were returned to State and Territory Association development programs which further enhanced the benefits of the Program.

However, the most significant event for BALME over the past 12 months was the review conducted by the Australian Competition and Consumer Commission (ACCC) into the Program which resulted in the revoking of 'Third Line Forcing Protection'. As has been stated in the past, the ABF was one of the few sports in the country to apply and be granted protection under the Trade Practices Act and it was disappointing to have this change imposed just as the Program was starting to gain greater acceptance.

As a result, changes were made to the License Agreement which diminished the effectiveness of the Program, a sad result, however, one which we will have to overcome.

## LICENSEES

The number of licensees over the year continued to increase with only a couple of smaller licensees dropping out, however, these were quickly replaced by new suppliers.

In late March advice on the changes to the BALME Program was sent to all licensees by Australia Post and e-mail. These changes reflected the withdrawal of Third Line Forcing Protection by the ACCC and advised that the reporting of quarterly sales figures by licensees was no longer required. In addition, advice was given that the requirement for displaying the Australian Baseball licensing logo on competition uniforms was no longer a necessity.

At the same time, a notice advising ABF members of these changes was posted on the ABF's website. A separate notice intended to be posted on State and Territory Association websites was also sent out. To date very few queries, comments, or questions have been received from ABF members on the changes to the Program.

Following receipt of advice on the changes, the majority of licensees lamented the demise of BALME and couldn't understand how the ACCC could withdraw protection for the BALME program without investigating and targeting similar programs in other sports, such as Rugby League and Soccer. It has since emerged that a Victorian Junior Soccer Association has also been advised to withdraw a licensing program as well which could point to a deliberate campaign by the ACCC to target all sporting licensing arrangements.

It's interesting to note that many licensees have suggested they wish to continue a direct relationship with the ABF as they see value in being associated with the peak governing body for the sport in Australia. The decision has also been taken by the ABF to continue featuring all licensed suppliers from BALME on the Licensed Supplier section of the ABF website for the next 12 months as a token of appreciation for their support of the Program over the years.

The ABF would like to thank licensees for the support throughout the era of BALME, including:

- 🔥 Addlon Trading (Easton)
- 🔥 Athletic Knit Australia
- 🔥 Attack Sports
- 🔥 Ausport Sporting Goods
- 🔥 Ball Park Queensland
- 🔥 Baseball World Australia – K2
- 🔥 B & C Tackle
- 🔥 Browns Mensland / Browns Corporate Uniforms
- 🔥 Champion Sportswear
- 🔥 Dave's Work 'n' Safety
- 🔥 Dynamic Sports & Leisure
- 🔥 EMMSEE Sportswear
- 🔥 Eye4Sport
- 🔥 Excel Sportswear
- 🔥 Fielders Choice
- 🔥 Fourex Clothing Pty Ltd
- 🔥 Greatrex Australia
- 🔥 GT Sports Imports
- 🔥 Hat Trick Enterprises
- 🔥 Hyper-Active Merchandising
- 🔥 Madison Sports Pty Ltd
- 🔥 On Deck



- 👉 P & C Uniforms
- 👉 PSL Digital Screenprint
- 👉 Rally Point
- 👉 Red Dog Clothing
- 👉 Rider Sportswear Pty Ltd
- 👉 Shirts North
- 👉 Sportswear Queensland
- 👉 Triple Play
- 👉 Vis Tech Sports Management
- 👉 Wembley Sports Wear
- 👉 Wilson Sporting Goods

## REVENUE

With this being the final year that figures are required, it has proved as difficult as usual to get some licensees to supply sales figures and obviously the threat of sanctions or suspension from BALME was obviously not going to work. At the time of writing however, all licensees have supplied sales figures for the year and invoices have been despatched. The next challenge is ensuring any outstanding debts are settled in a timely manner.

The expected revenue for the year will obviously not be forthcoming due to the loss of a full quarter of trading figures which is extremely disappointing and has affected the total payouts to State and Territory Associations.

## PROPOSED PREFERRED SUPPLIER PROGRAM

One disappointing aspect is the possibility of the loss of the good relationships that have developed over many years between the ABF and licensees as a result of BALME. Hopefully the proposed new Preferred Supplier Scheme will assist in encouraging the more professional retailers / suppliers to continue supporting the ABF, as well as State and Territory Associations at a local level.

The Preferred Supplier Program is a proposed a new program to be introduced as a way to generate revenue following the demise of BALME. Many licensees have also requested proposals on a Preferred Supplier Program or similar scheme, however, this is taking time to gain acceptance.

## DISTRIBUTION OF ROYALTY PAYMENTS

It is expected then that the BALME financial accounts will not achieve the expected \$70,000 revenue once all payments have been received. The payment of BALME funds via the National Royalty Distribution Program was made to State and Territory Associations prior to the end of the 2006 / 07 financial year.

## CONCLUSION

The loss of Third Line Forcing Protection from the ACCC has been extremely disappointing and made it impossible to continue on with the Program; one feels for all those who worked so hard to make BALME a viable revenue generating program.

Some of those who have made a significant contribution to the Program over the years include, but are not limited to: **Geoff Pearce, Peter Williams, Peter Dihm, Don Knapp, Les Flowers, and Scott Dawes.** Their efforts and that of the licensees who supported Australian Baseball in its effort to minimise the sport's reliance on Government should not be underestimated.

Alternative programs designed to take baseball into the future will obviously be developed in conjunction with the new national league and it is important that all members of the ABF join together to present a united image to promote baseball to the Australian sporting public.



**ALAN WEIR**  
Special Projects Manager

# AUSTRALIAN BASEBALL HONOUR BOARD

## LIFE MEMBERSHIP OF THE AUSTRALIAN BASEBALL FEDERATION

Life Membership of the Australian Baseball Federation (ABF) is the highest level of honour bestowed by the ABF. This award is presented for outstanding service to Australian baseball over an extended period of time (minimum of 10 years) at national and international levels.

### Awarded Life Member

*\* denotes deceased*

1957	Reg E Darling *
1976	G C (Don) Mould *
1977	John B Hollander OBE *
1977	E (Tim) Bassingthwaighe
1978	Robert J (Bob) Black *
1985	John Anderson
1992	Neville Pratt OAM
1993	Kingsley Wellington
2000	Ken Douglas
2000	Peter Dihm
2001	Jan Thurley
2002	Trevor Jarrett
2003	Ross Straw *
2003	Rodney Byrne OAM *
2004	Ian Ross
2005	Alan Waldron
2006	(no nomination received)

## BASEBALL AUSTRALIA HALL OF FAME

In January 2005, the ABF launched the establishment of the Baseball Australia Hall of Fame. There are two categories of excellence; Playing and Managing / Coaching. Standard of criteria for selection includes, but is not limited to, the following:

- ☞ A nominee must have had a prolonged impact on the game of baseball at the highest level available at the time.
- ☞ A nominee must be of good character and not be deemed to have brought the game of baseball into disrepute by inappropriate behaviour either on or off the field.
- ☞ A consideration of statistical information.
- ☞ Special Category Player – Player who has had an outstanding career in the game of baseball, primarily outside Australia, and made outstanding contributions to the game of baseball.

## BASEBALL AUSTRALIA DIAMOND AWARDS

In 2006, in the spirit of further developing and preserving the heritage of Baseball in Australia, the Australian Baseball Federation established and conducted an annual awards function intended to honour achievement and excellence at all levels of the sport.

The overall aim and spirit of the Baseball Australia Diamond Awards (BADA) is to fairly honour all-of-sport achievement across each key operational area of baseball in Australia, such as:

- ☞ sport management and governance;
- ☞ sport development;
- ☞ official development; and
- ☞ high performance.

Awards are presented for the following categories:

- ☞ Hall of Fame Induction
- ☞ Life Membership
- ☞ President's Award
- ☞ Player of the Year – Open Men
- ☞ Player of the Year – Open Women
- ☞ Player of the Year – Youth
- ☞ Coach of the Year
- ☞ Official of the Year
- ☞ Volunteer of the Year (National and ABF selected)
- ☞ Administrator of the Year
- ☞ Club of the Year (the Shakaijin Trophy)
- ☞ State / Territory Association of the Year

In 2007, the ABF held its second Baseball Australia Diamond Awards at the Rooty Hill RSL in Sydney. Winners awarded for the 2005 to 2006 season are as follows:



## Hall of Fame Induction

(no photo available)

1900-1918  
**Charles Simmonds**



Official of the Year  
**Paula Kenning (QLD)**



1947-1967  
**"Wild Bill" Edmonds**



Volunteer of the Year  
**Lisa Hooley (NT)**



1989-1999  
**Matthew Sheldon-Collins**



Administrator of the Year  
**Steve Walker (VIC)**

## Baseball Australia Diamond Awardees

Life Membership  
**No nomination received**



Club of the Year



President's Award  
**Norman Perry (NSW)**



**Wanneroo Baseball Club (WA)**  
&  
**Quakers Hill Pirates Baseball Club (NSW)**



Player of the Year – Men  
**Peter Moylan**



**BASEBALL QUEENSLAND**

State / Territory Association of  
the Year  
**Baseball Queensland**



Player of the Year – Women  
**Amy McCann (VIC)**



Player of the Year – Youth  
**Jason Smit (WA)**



Coach of the Year  
**Peter Gahan (QLD)**

## CLAXTON SHIELD – NATIONAL CHAMPIONSHIP WINNERS



*73 Years of Claxton*

### First Claxton Shield

In 1934 **Norrie Claxton** (1880-1951) donated a trophy to be awarded to the State winning the annual Australian Championships. Norrie Claxton, who was the first president of the South Australian Baseball League in 1913, originally intended the team which won the trophy for three successive years to become the permanent holder. After South Australia won the first three years of competition involving presentation of the trophy, all States agreed that it become a permanent competition trophy and named it the "Claxton Shield Competition". Apart from the introduction of new States to the series, the format has always remained the same.


### 1930's

For many Claxton Shield players of this era, the late 1930's marked the golden age in Australian baseball. The players were mainly club and Sheffield Shield cricketers who saw each other on the cricket pitch in summer and the baseball diamond in winter. It was the lull of the decisive war which was to change the style and face of Australian baseball.

1934	SA	1937	NSW
1935	SA	1938	NSW
1936	SA	1939	NSW

### 1940's

The post-war years of Claxton Shield produced many new players. Some of the leading players who started to reach new heights with Australian baseball were **Jack Rowley** (Hall of Fame Inductee), **Ray Lawler** (Hall of Fame Inductee), **Bob Black** (ABF Life Member), **Jim Dore** and **Ern Toovey**.



**Bob Black**

1940-45 the series was put on hold due to World War II. While games continued in most States, these were generally against visiting US servicemen as well as local manpowered personnel.

1946	NSW	1948	VIC
1947	VIC	1949	VIC

### 1950's

The early 1950's saw a fully restored national Claxton Shield held in Sydney with Queensland returning to the competition after a four-year absence. Each capital city held at least one series during the decade with Brisbane hosting its first ever in 1953.

1950	NSW	1955	NSW
1951	NSW	1956	VIC
1952	WA	1957	SA
1953	NSW	1958	VIC
1954	VIC	1959	SA

### 1960's

The 1961 series was the first time all teams got to play each other twice and was held in Adelaide, South Australia. In 1962 the longstanding Claxton tradition of hosting the event in August was broken by host Perth who scheduled the series from 12-21 October 1962. This was as close to cricket season the Australian Baseball Council dared to venture. The immediate benefit was to bring the national competition closer to a season with warmer weather.

1960	SA	1965	VIC
1961	SA	1966	SA
1962	VIC	1967	SA
1963	NSW	1968	VIC
1964	SA	1969	SA

### 1970's

In 1977, 1978 and 1979 Western Australia won the shield with one of the strongest sides of all time, led by Manager and Coach **Rod Byrne** (Hall of Fame Inductee), **Don Knapp** as captain and a team including **Bob Harris**, **Ray Michell** (Hall of Fame Inductee), **Bob Ossey**, **Don Kyle** and **Doug Mateljan**.



**Rod Byrne**

1970	SA	1975	WA
1971	SA	1976	SA
1972	VIC	1977	WA
1973	VIC	1978	WA
1974	VIC	1979	WA

### 1980's

The 1981 series in Adelaide was dominated by some great names such as **Tony Anderson**, **Doug Mateljan**, **Graeme Lloyd**, **Brett Wall**; the list goes on and on.



The 1985 series saw the first major change to the established format of the Claxton Shield Championship as it coincided with the first International Series to be held in Australia. The 13<sup>th</sup> Asian Baseball Championship series was played in Perth from 20-31 January 1985 where six nations competed. The changing of the format was to see more top level games played in more cities, more often. The 1984-85 Claxton Shield was to be played on a regionalised basis. 1987 saw the arrival of 17-year old phenomenon **Dave Nilsson** (Hall of Fame Inductee). Nilsson was part of a baseball dynasty started by his father and perpetuated by himself and brothers, **Gary** and **Bob**. The 1988 Claxton Shield was destined to be the last six-State national competition before the introduction of the International Baseball League Australia (IBLA).

1980	SA	1985	WA
1981	VIC	1986	VIC
1982	QLD	1987	QLD
1983	QLD	1988	QLD
1984	VIC	1989	NSW

1989 Claxton Shield was played in the old format with five States contesting (no Queensland). All games were played in Sydney. The format being 4 rounds; 17 games in 12 days.

#### IBLA

After 53 successful years of Claxton Shield competition the ABF decided in 1988 to form a national competition under the banner of the Australian Baseball League (ABL). The League initially consisted of eight teams from around Australia. It was the next step in establishing baseball as a major sport throughout the country. Unfortunately, 1999 saw the demise of the ABL.

#### The return of the Claxton Shield

Claxton Shield returned in 2000 with a very impressive line-up. Since the final series of Claxton Shield in 1988, Australia had introduced several players into the US Major League ranks, most of who returned home for the event. 2003 and 2004 saw the line-up grow increasingly as more players made the professional ranks. 2006's event was sure to be the most impressive yet. In conjunction with an Olympic Silver medal, Australia had over 100 professional players on their CV and of those 100; over 50 competed at the 2006 Claxton Shield making the level of play world class!

2000	WA	2004	NSW
2001		2005	NSW
2002	VIC	2006	QLD
2003	QLD	2007	VIC

## CLAXTON SHIELD – 'HELMS' AWARD (RON SHARPE MEDAL)



1962	Anthony Strand (NSW)
1963	Kevin Cantwell (NSW)
1964	Adrian Pearce (SA)
1965	Graeme Deany (VIC)
1966	Kevin Greatrex (SA)
1967	Garry Thompson (SA)
1968	John Swanson (VIC)
1969	Neil Page (SA)
1970	Paul Russell (NSW)
1971	Ron McIver (VIC)
1972	Don Knapp (WA)
1973	David Mundy (SA)
1974	Neil Buszard (VIC)
1975	Laurence Home (QLD)
1976	Alan Albury (QLD)
1977	Ron Owens (VIC)
1978	Ray Michell (WA)
1979	Brian Wonnacott (VIC)
1980	John Galloway (SA)
1981	John Hodges (VIC)
1982	Geoffrey Martin (QLD)
1983	Doug Mateljan (WA)
1984	Brett Ward (VIC)
1985	Tony Staff (WA)
1986	Lindsay Orford (VIC)
1987	David Nilsson (QLD)
1988	Tony Adamson (WA)
1989	Richard Vagg (VIC)
1990-1999 Australian Baseball League	
2000	Chris Snelling (NSWC)
2001 No Competition	
2002	Rod van Buizen (NSW)
2003	Craig Lewis (NSW)
2004	Brett Roneberg (QLD)
2005	Brad Harman (VIC)
2006	Brad Dutton (QLD)
2007	Matthew Kent (VIC)

## NATIONAL YOUTH CHAMPIONSHIPS

### AAA 'Jim Brown' Shield

Year	Winner	Venue	Year	Winner	Venue
1938	SA		1977	VIC	QLD - Brisbane
1939	NSW		1978	VIC	VIC – Melbourne
1940	NSW		1979	VIC	NSW – Sydney
1941 – 1946 Recess – World War II			1980	VIC	TAS – Hobart
1947	SA		1981	SA	ACT – Canberra
1948	SA		1982	VIC	SA – Adelaide
1949	SA		1983	SA	NT – Alice Springs
1950	VIC		1984	VIC	WA – Perth
1951	NSW		1985	VIC	QLD – Brisbane
1952	SA	SA – Adelaide (SA, NSW, VIC)	1986	QLD	VIC – Waverley
1953	SA	NSW – Petersham (SA, NSW, VIC)	1987	NSW	
1954	SA	VIC – Melbourne (SA, NSW, VIC)	1988	SA	WA – Perth
1955	VIC	SA – Norwood Oval (SA, NSW, VIC)	1989	VIC	TAS – Hobart
1956	SA	NSW – Sydney (SA, NSW, VIC)	1990	NSW	ACT – Canberra
1957	VIC	VIC – Melbourne (SA, NSW, VIC)	1991	WA	
1958	SA	NSW – Sydney (SA, NSW, VIC)	1992	VIC	QLD – Brisbane
1959	SA	NSW – Sydney (SA, NSW, VIC)	1993	VIC	
1960	SA	VIC – St Kilda (SA, NSW, VIC)	1994	NSW	ACT – Canberra
1961	VIC	SA – Adelaide (SA, VIC)	1995	NSW	SA – Mt Gambier
1962	SA	VIC – Melbourne (SA, VIC)	1996	QLD	NSW
1963	Suspended		1997	NSW	NT – Alice Springs
1964	SA	VIC – Melbourne (SA, VIC, VICP)	1998	NSW	NSW – Lismore
1965	SA	VIC – Melbourne (SA, VIC, VICP)	1999	NSW	SA – Glenelg
1966	SA	VIC – Greensborough (SA, VIC, VICP)	2000	VIC	WA – West Stirling
1967	VIC	VIC – Moorabbin (SA, VIC, VP, NSWHS)	2001	NSW	NSW – Blacktown Olympic Park
1968	NSW	NSW – Sydenham (All States)	2002	NSW	VIC – Melbourne Ball Park
1969	VIC	SA – Adelaide (SA, VIC, NSW, QLD)	2003	VIC	ACT – Narrabundah
1970	No Competition			VIC	VIC – Geelong
1971	VIC	WA – Leederville (All States)	2005	NSW	VIC – Geelong
1972	NSW	QLD, Brisbane (All States)	2006	WA	VIC – Geelong
1973	NSW	VIC – Melbourne	2007	WA	VIC – Geelong
1974	VIC	NSW – Sydney			
1975	VIC				
1976	VIC	WA – Perth			

### AA 'Keith Cant' Trophy

Year	Winner	Venue	Year	Winner	Venue
1961	NSW	QLD (NSW, QLD VIC)	1971	NSW	QLD – Brisbane
1962	VIC	NSW (NSW, QLD, VIC)	1972	VIC	SA - Adelaide
1963	VIC	VIC (NSW, QLD, VIC, SA)	1973	SA	NSW – Sydney (All States + TAS)
1964	NSW	(NSW, QLD, VIC)	1974	SA	WA – Perth
1965	VIC	NSW – Sydney (NSW, QLD, VIC, SA, WA)	1975	VIC	
1966	NSW	VIC – Melbourne (All States)	1976	NSW	NSW – Sydney
1967	SA	SA – Adelaide (All States)	1977	VIC	SA – Adelaide
1968	VIC	WA – Perth (NSW, VIC, SA, WA)	1978	SA	WA – Perth
1969	VIC	QLD (All States)	1979	SA	QLD – Brisbane
1970	No Competition		1980	VIC	ACT – Canberra

### AA 'Keith Cant' Trophy continued...

Year	Winner	Venue	Year	Winner	Venue
1981	NSW	VIC – Melbourne	1995	NSW	VIC – Melbourne
1982	NSW	TAS – Hobart	1996	NSW	WA – Melville
1983	NSW	NSW – Auburn	1997	NSW	VIC – Melbourne
1984	QLD	ACT – Canberra	1998	NSW	ACT – Narrabundah
1985	VIC	NT – Alice Springs	1999	WA	NT – Alice Springs
1986	WA	WA – Perth	2000	NSW	QLD – Redlands
1987	NSW	QLD – Brisbane	2001	VIC	SA – Mt Gambier
1988	NSW	VIC – Melbourne	2002	NSW	WA – West Stirling
1989	VIC	SA – Adelaide	2003	QLD	NSW – Blacktown Olympic Park
1990	WA	WA – Parry Field	2004	VIC	QLD – Redlands
1991	WA	SA – Adelaide	2005	WA	NSW – Lismore
1992	VIC	NSW – Sydney	2006	NSW	SA – Mt Gambier
1993	NSW	NT – Alice Springs	2007	CNSW	SA – Christie Downs
1994	VIC	QLD – Brisbane			

### A 'Dave Roberts' Trophy

Year	Winner	Venue	Year	Winner	Venue
1968	NSW	SA – Adelaide (SA, NSW, QLD)	1988	Waverley	NT – Darwin
1969	NSW	NSW – Sydney (SA, NSW, QLD, VIC, WA)	1989		
1970 No Competition			1990	NSW	VIC – Melbourne
1971	NSW	VIC – Melbourne (6 States incl TAS)	1991	VIC	ACT – Canberra
1972	SA		1992	NSW	WA – Perth
1973	SA		1993	NSW	SA – Adelaide
1974			1994	VIC	NSW – Sydney
1975			1995	WA	NT – Darwin
1976			1996	WA	NSW – Tamworth
1977	VIC		1997	NSW	SA – Glenelg
1978	VIC	TAS – Hobart	1998	VIC	WA – Perth
1979	NSW	SA – Adelaide	1999	NSW	NSW – Kings Langley
1980	NSW	WA – Perth	2000	WA	VIC – Melbourne
1981	VIC	NSW – Sydney	2001	VIC	ACT – Narrabundah
1982	WA	QLD – Brisbane	2002	VIC	QLD – Ormeau
1983	SA	VIC – Melbourne	2003	NSW	NT – Alice Springs
1984	WA	SA – Adelaide	2004	VIC	SA – Mt Gambier
1985	Cumberland	NSW – Sydney	2005	NSW	WA – Perth
1986	Waverley	SA – Adelaide	2006	WA	QLD – Gold Coast
1987	Waverley	TAS – Hobart	2007	NSW	NSW – Blacktown Olympic Park

## AUSTRALIAN PROVINCIAL CHAMPIONSHIP

(originally known as "Australian Baseball Minor Championship" and later "Commonwealth Baseball Tournament")

Year	Championship Winner	Minor Series Winner	Venue
1982	ACT	QLD	ACT – Canberra
1983	VIC	VIC	ACT – Canberra
1984	VIC	VIC	ACT – Canberra
1985	VIC	VIC	TAS – Hobart
1986	ACT	ACT	SA – Adelaide
1987	VIC	VIC	NSW – Lismore
1988	NSW	NSW	ACT – Canberra
1989	NSW	VIC	VIC – Ballarat
1990	VIC	VIC	NSW – Port Macquarie
1991	ACT	ACT	SA – Adelaide
1992	ACT	ACT	ACT – Canberra
1993	NSW	NSW	QLD – Cairns
1994	NSW	NSW	VIC – Ballarat
1995	VIC	VIC	NT – Darwin
1996	ACT	ACT	NSW – Port Macquarie
1997	VIC	VIC	SA – Mt Gambier
1998	NSW	VIC	VIC – Ballarat
1999	NT	VIC	NT – Darwin
2000	NSW	NSW	NSW – Tamworth
2001	NSW	NSW	QLD – Cairns
2002	NSW	VIC	VIC – Ballarat
2003	VIC	VIC	WA – Rockingham
2004	VIC	ACT	SA – Mt Gambier
2005	NSW	ACT	ACT – Narrabundah
2006	ACT	CNSW	NZ – Auckland
2007	CNSW	ACT	NSW – Fred Finch Park

## AUSTRALIAN NATIONAL WOMEN'S CHAMPIONSHIP



Year	Winner	Venue
1999	VIC	VIC – Melbourne
2000	VIC	VIC – Melbourne
2001	VIC	NSW – Sydney
2002	VIC	QLD – Gold Coast
2003	NSW	WA – Perth
2004	VIC	NSW – Tamworth
2005	VIC	WA – Melbourne
2006	NSW	QLD – Ipswich
2007	VIC	WA – Perth

## REGIONAL YOUTH CHAMPIONSHIP - AA

Year	Winner	Venue
2007	NT	NSW - Kempsey

## REGIONAL YOUTH CHAMPIONSHIP - A

Year	Winner	Venue
2007	Newcastle	NSW - Kempsey



# FINANCIAL REPORT FOR 2006 TO 2007

## DIRECTORS' REPORT

In accordance with a resolution of the Board of Directors, the Directors present their Financial Report of the Australian Baseball Federation Inc (ABF) for the year ended 30 June 2007 and the state of the ABF's affairs as at that date.

## DIRECTORS

The following persons were Directors of the ABF during the financial year:

- ☞ **Ron Finlay**
- ☞ **Geoff Pearce**
- ☞ **Colin Pitt**
- ☞ **Deborah Healey**
- ☞ **Katie Bickford**
- ☞ **Peter Williams**
- ☞ **Don Knapp**

**Geoff Pearce** as Director / President was eligible to and did attend four meetings.

**Colin Pitt** as Director / Vice President was eligible to and did attend four meetings.

**Ron Finlay** as Director / Vice President was eligible to and did attend four meetings.

**Deborah Healey** as Director was eligible to and did attend four meetings.

**Katie Bickford** as Director was eligible to attend four meetings and did attend two meetings.

**Peter Williams** as Director was eligible to and did attend four meetings.

**Don Knapp** as Director / Chief Executive Officer was eligible to and did attend four meetings.

Don Knapp (ABF Chief Executive Officer) resigned on 24 May 2007.

## PRINCIPAL MISSION AND ACTIVITIES

The general activities of the ABF are set out throughout this Annual Report and there were no significant changes from the principal mission "to provide national leadership and a national framework for harnessing the energies of the many baseball people and organisations throughout Australia with the aim of building the business of baseball for the benefit of all".

## CORPORATE GOVERNANCE STATEMENT

The Directors are responsible for the implementation of sound strategies and actions for the development of controls over the ABF's resources, functions and assets.

The main practices in terms of corporate governance in place during the financial year were:

- ☞ an independent Board;
- ☞ Directors with appointed portfolio responsibilities;
- ☞ an ABF Council of State and Territory Presidents;
- ☞ Board committees, including:
  - Finance Committee;
  - High Performance Committee;
  - Tournament Management Committee;
  - Baseball Facilities Committee;
  - Baseball Heritage Committee;
  - Sports Development Committee; and
  - Provincial Committee.

Directors were assigned portfolio responsibilities as follows:

- ☞ **Geoff Pearce** – High Performance, Commercial Affairs and Governance.
- ☞ **Colin Pitt** – Finance, Tournament Management Committee and Provincials.
- ☞ **Ron Finlay** – International Relations, Legal and Governance.
- ☞ **Deborah Healey** – Legal, Administrative and Appeals.
- ☞ **Katie Bickford** – Business Development, Marketing and Sponsorship, Member Liaison and IT.
- ☞ **Peter Williams** – Commerce and Licensing and Merchandising.

## FINANCIAL OVERVIEW

The key financial strategies of the ABF over the last financial year have been to:

- ☞ maintain a moderate surplus;
- ☞ establish a sound investment mechanism for the investment funds;
- ☞ ensure cash flow is managed positively by receiving income within agreed timeframes; and
- ☞ continue to differentiate income base of the ABF.

## TRADING RESULTS

The consolidated surplus of the ABF for the year ended 30 June 2007 was \$170,320, less \$59,246 transferred to Investment Reserve.

The consolidated surplus of the Major League Baseball Australian Academy Program (MLBAAP) for the year ended 30 June 2007 was \$25,428.

The consolidated deficit of Baseball Australia Licensing and Merchandising Enterprise (BALME) for the year ended 30 June 2007 was (\$59,008).

## STATE OF AFFAIRS

There have been some significant changes in the state of affairs of the ABF during the financial year, which were:

1. the National League start up costs that did not eventuate during the 2006 / 07 financial year and are now showing as a budgeted expense in the 2007 / 08 financial accounts;
2. the withdrawal of Third Line Forcing Protection by the ACCC, which meant that the reporting of BALME quarterly sales figures by licensees was no longer required after 30 April 2007; and
3. the ABF, on recommendation from its Auditors, adopted the Australian Equivalents to International Financial Reporting Standards (IFRS). The first time adoption of IFRS has meant adjustments were made to the Balance Sheet, retrospectively to 1 July 2005. The bottom line effect of these adjustments was that Website Development had to be charged as an expense instead of an asset (intangible assets) which equated to \$31,415 in 2005 and \$36,164 in 2006.

## MATTERS SUBSEQUENT TO THE END OF THE FINANCIAL YEAR

There have been no significant changes in the state of affairs of the ABF since year end.

## DIRECTORS' BENEFITS

No Director has received, or become entitled to receive, a benefit by reason of a contract with the ABF.

The Chief Executive Officer, who is also a Director, receives a salary from the Federation (but not a Director's fee).

## LIKELY DEVELOPMENTS

Since 30 June 2007 the ABF has:

1. appointed Hughes Travel as its preferred travel supplier;
2. renewed its National Insurance Program with World Wide Sports Insurance; and
3. appointed Soma IT as its IT supplier.

## OFFICERS' INDEMNITIES AND INSURANCE

During the financial year the ABF entered into an insurance contract which serves to indemnify Directors and staff for costs incurred by them in defending legal proceedings arising out of the performance of their normal duties as Directors and staff officers.

## BOARD REPORT FOR THE YEAR ENDED 30 JUNE 2007

Your Board members submit the financial accounts of the ABF for the financial year ended 30 June 2007.

## BOARD MEMBERS

The list of Board members at the date of this Report are:

- ☞ **Geoff Pearce**, President
- ☞ **Colin Pitt**, Vice President
- ☞ **Ron Finlay**, Director
- ☞ **Deborah Healey**, Director
- ☞ **Katie Bickford**, Director
- ☞ **Peter Williams**, Director
- ☞ **Sue Weston**, Acting Chief Executive Officer

## PRINCIPAL ACTIVITIES

The principal activity of the ABF during the financial year was the administration of baseball.

## SIGNIFICANT CHANGES

No significant changes in the nature of this activity occurred during the year.

## OPERATING RESULT

The surplus / (deficit) from ordinary activities amounted to:

	Year Ended 30 June 2007	Year Ended Prev Year End
	\$	\$
ABF Operations	170,320.00	5,347.00
MLBAAP	25,428.00	16,739.00
BALME	(59,007.00)	61,348.00

Signed in accordance with a resolution of the Members of the Board on:



**GEOFF PEARCE**  
President  
Australian Baseball



**SUE WESTON**  
Acting CEO  
Australian Baseball

NOTE: The following are the Financial Accounts of the Australian Baseball Federation Inc (ABN 18 610 026 404) as at 30 June 2007 and include:

- an independent Auditors' report;
- the ABF's Auditors' independence declaration;
- income and expenditure statements for MLBAAP; BALME and ABF;
- balance sheet;
- statement of cash flows; and
- notes to the financial statements.

## AUSTRALIAN BASEBALL FEDERATION INC (ABN 18 610 026 404) INDEPENDENT AUDITOR REPORT

### Scope

#### The financial report and directors' responsibility:

The financial report comprises the directors' report, directors' declaration, income statement, balance sheet, statement of changes in equity, cash flow statement and accompanying notes to the financial report for Australian Baseball Federation Inc for the year ended 30 June 2007.

The directors' of the company are responsible for the preparation and true and fair presentation of the financial report in accordance with the Corporations Act 2001. This includes responsibility for the maintenance of adequate accounting records and internal controls that are designed to prevent and detect fraud and error and for the accounting policies and accounting estimates inherent in the financial report.

#### Audit approach:

We have conducted an independent audit in order to express an opinion to the members of the company. Our audit was conducted in accordance with Australian Auditing Standards in order to provide reasonable assurance as to whether the financial report is free of material misstatement.

The nature of an audit is influenced by factors such as the use of professional judgment, selective testing, the inherent limitations of internal control and the availability of persuasive, rather than conclusive, evidence. Therefore, an audit cannot guarantee that all material misstatements have been detected.

We performed procedures to assess whether, in all material respects, the financial report presents fairly in accordance with the Corporations Act 2001, Accounting Standards and other mandatory financial reporting requirements in Australia, a view which is consistent with our understanding of the company's financial position and its performance as represented by the results of its operations and cash flows.

We formed our audit opinion on the above basis of these procedures, which included:

- (a) examining, on a test basis, information to provide evidence supporting the amounts and disclosures in the financial report; and
- (b) assessing the appropriateness of the accounting policies and disclosures used and the reasonableness of significant accounting estimates made by the directors.

While we considered the effectiveness of management's internal controls over financial reporting, when determining the nature and extent of our procedures, our audit was not designed to provide assurance on internal controls.

Our audit did not involve an analysis of the prudence of business decisions made by the directors or management.

### Independence

In accordance with ASIC Class Order 05/83, we declare to the best of our knowledge and belief, that the auditor's independence declaration has not changed as at the date of providing our audit opinion.


### Audit Opinion

In our opinion, the financial report of Australian Baseball Federation Inc:

1. gives a true and fair view, as required by the Corporations Act 2001 in Australia, of the financial position of Australian Baseball Federation Inc as at 30 June 2007 and of its performance for the year ended on that date; and
2. is represented in accordance with the Corporations Act 2001, Accounting Standards and other mandatory financial reporting requirements in Australia and the Corporations Regulations 2001.

This opinion must be read in conjunction with the rest of our audit report.

Signed:



**Russell John Trevorrow**  
Registered Company Auditor No. 8708  
JMR Group  
PO Box 4055, Robina Town Centre, Qld 4230

## **AUSTRALIAN BASEBALL FEDERATION INC (ABN 18 610 026 404) AUDITOR'S INDEPENDENCE DECLARATION**


**Under Section 307C of the Corporations Act 2001**

**To the Board Members of the Australian Baseball Federation Inc**

I declare that, to the best of my knowledge and belief, during the year ended 30 June 2007 there has been:

1. no contraventions of the auditor independence requirements as set out in the Corporations Act 2001 in relation to the audit; and
2. no contraventions of any applicable code of professional conduct in relation to the audit.

Signed:



**Russell John Trevorrow**  
Registered Company Auditor No. 8708  
JMR Group  
PO Box 4055, Robina Town Centre, Qld 4230

**AUSTRALIAN BASEBALL FEDERATION INC**  
**TRADING AS MAJOR LEAGUE BASEBALL AUSTRALIAN ACADEMY PROGRAM**  
**ABN 18 610 026 404**  
**INCOME AND EXPENDITURE STATEMENT**  
**FOR THE YEAR ENDED 30 JUNE 2007**

2006		2007 \$DR	2007 \$CR
	<b>MLBAAP Income</b>		
210,000	ABF Sponsorship		210,000
41,664	Player Levy		37,080
3,584	Bank Interest		1,540
328,907	MLB Sponsorship		330,322
38,975	MLB Clubs		54,018
3,300	Oceania Levies		
10,000	Qantas Sponsorship		
636,430			632,961
	<b>MLBAAP Expenses</b>		
223,612	Accommodation / Meals – Players	194,942	
99,954	Accommodation / Meals – Staff	102,420	
4,600	ACE Coordinator	4,100	
5,040	Administration / Office Expenditures	7,024	
22,549	Airfares – Domestic	23,077	
10,000	Airfares – International – MLB Staff		
3,626	Athlete Video Analysis		
3,512	Balls	2,400	
4,545	Bats	5,000	
73,833	Coaching Staff	82,421	
9,998	Computer / Video Hire	5,176	
	Dartfish Staff Payments	1,500	
	Equipment Hire	4,000	
18,044	Facility Hire	22,768	
891	Field and Baseball Equipment		
3,352	Functions / Meetings	2,352	
3,625	Game Day Expenditures	3,529	
13,439	Ground Transport	14,790	
	Internet Usage	5,591	
9,903	Laundry	10,400	
6,659	Miscellaneous	4,864	
534	Motor Coach Transport	1,152	
19,508	Out-sourced Meals	20,825	
4,410	Power Training Course	4,009	
14,000	Program Management	15,000	
28,941	SS / SM Trainers	36,793	
1,336	Supplies and Miscellaneous Expenditures	1,569	
12,940	Tutorial Support	13,020	
20,840	Uniforms	18,812	
619,691		607,532	
<b>16,739</b>	<b>MLBAAP Surplus / (Deficit) for the Year</b>	<b>25,428</b>	

The accompanying notes form part of these financial statements.

**AUSTRALIAN BASEBALL FEDERATION INC**  
**TRADING AS BASEBALL AUSTRALIA LICENSING AND MERCHANDISING ENTERPRISE**  
**ABN 18 610 026 404**  
**INCOME AND EXPENDITURE STATEMENT**  
**FOR THE YEAR ENDED 30 JUNE 2007**

2006		2007 \$DR	2007 \$CR
	<b>Income</b>		
15,114	Ball Sales		4,363
38,358	Uniform Sales		37,847
	Licensing Logo Sales		136
12,864	Bad Debts Recovered – Baseball Victoria		
66,336			42,346
	<b>Expenses</b>		
179	Bank Fees	154	
	Consultancy	1,200	
90	Ground Transport		
4,135	Licensing Logos		
	Royalty Payments (2005/06 \$40K and 2006/07 \$60K)	100,000	
584	Travel Expenses		
4,988		101,354	
<b>61,348</b>	<b>BALME Surplus / (Deficit) for the Year</b>	<b>-59,008</b>	

**AUSTRALIAN BASEBALL FEDERATION INC**  
**ABN 18 610 026 404**  
**INCOME AND EXPENDITURE STATEMENT**  
**FOR THE YEAR ENDED 30 JUNE 2007**

2006	Note	2007 \$DR	2007 \$CR
	<b>GENERAL INCOME</b>		
	<b>Australian Sports Commission Grants:</b>		
140,000	Development		146,000
1,259,000	High Performance		1,373,500
13,017	Play Ball		
10,712	Umpire Scholarship		3,830
16,747	Project CONNECT		19,340
1,439,476			1,542,670
	<b>Other Grants:</b>		
173,000	AOC International		93,000
173,000			93,000
	<b>Sponsorships / Claxton Shield:</b>		
265,000	Astarra Funds Management		225,635
14,291	Moves Travel – FOCs		5,524
7,145	Moves Travel – 2% Rebate		5,322
35,833	Claxton Shield – Including Gate Takings (Astarra \$30K in above)		49,150
	Country Club International		3,250
	Sportscover		7,500
9,168	Mizuno Equipment – Contra (see High Performance expenses)		17,905
331,437			314,286

The accompanying notes form part of these financial statements.



**AUSTRALIAN BASEBALL FEDERATION INC**  
**ABN 18 610 026 404**  
**INCOME AND EXPENDITURE STATEMENT**  
**FOR THE YEAR ENDED 30 JUNE 2007**

2006	Note	2007 \$DR	2007 \$CR
<b>GENERAL INCOME continued:</b>			
<b>Members Fees:</b>			
33,500	Affiliation Fees / Championship Levy		33,500
2,923	Coaches Accreditation		2,967
519,458	National Registration / Insurance Fees		408,512
77,037	National My Rewards Membership Program Fees		79,830
121,710	Player Contributions		197,190
1,236	Umpire Academy Levy		
709	Scorers Accreditation		1,650
8,756	Umpires Accreditation		8,094
9,850	Coaching Course Levy / DO Conference Levy		11,945
775,179			743,688
<b>Other Income:</b>			
11,475	Interest Earned		15,331
13,999	<i>Investment Income (Reserves)</i>		18,486
	<i>Profit on Investment Income (Reserves)</i>	18	40,760
10,000	Academy Salary Support		6,000
	BALME Royalties		100,000
128,552	Baseball Down Under Program		
13,514	Project CONNECT		12,000
11,194	Player Signing Fees		18,242
365	Insurance Claim Income		
	MLB World Baseball Classic		209,679
32,443	Rule Books, Manuals, CDs, Score Books, Merchandise		16,096
2,196	Commissions and Rebates (Qantas, Europcar, etc)		2,964
1,266	MLB Clinic		
15,500	Salary Subsidy ITC (ACTAS / ACTBA)		15,500
8,811	Sales Uniforms / Shirts / Equipment		8,082
1,591	Sanction Fees & Sundry Income		1,859
250,906			464,999
<b>2,969,998</b>	<b>TOTAL GENERAL INCOME</b>		<b>3,158,643</b>
<b>GENERAL EXPENSES</b>			
<b>High Performance:</b>			
67,970	AAA Program	139,572	
115,072	AA Program	86,489	
67,721	Cal Ripken Program	73,916	
84,925	Elite Coaches	76,667	
298,979	ITC Program	310,453	
13,176	Meetings – General	15,941	
9,168	Mizuno – Equipment Contra	17,905	
210,000	MLB Academy	210,000	
9,555	National Championships / Selections	8,716	
15,703	Professional Development – Coaches	23,087	
68,014	Senior Team Summer Program	44,866	

The accompanying notes form part of these financial statements.

**AUSTRALIAN BASEBALL FEDERATION INC**  
**ABN 18 610 026 404**  
**INCOME AND EXPENDITURE STATEMENT**  
**FOR THE YEAR ENDED 30 JUNE 2007**

2006	Note	2007 \$DR	2007 \$CR
	<b>High Performance continued:</b>		
213,215	Senior Team Program	142,033	
17,745	Senior Team WBC	87,603	
25,000	Equipment	20,802	
29,208	Sports Science / Sports Medicine	20,541	
	Women's Team	55,427	
1,245,451		1,334,018	
	<b>Development &amp; Resources / Claxton Shield:</b>		
3,672	Play Ball Program	15,839	
16,747	Project CONNECT	19,340	
120,717	Baseball Down Under Program	10,742	
134,938	Claxton Shield	153,962	
10,729	Hall of Fame Dinner	12,052	
	Club Development Program	9,477	
27,193	Coaching	44,728	
10,919	Development Manager Travel	7,395	
	Project Tassie	8,518	
605	Resource Development	3,122	
	Yard Ball Program	6,528	
325,520		291,703	
	<b>Umpire Development:</b>		
3,642	National Championship Costs	4,227	
15,414	Production – Score Books / Rule Books	8,070	
6,757	Purchase Umpire / Inst Uniforms	5,809	
1,442	Seminar Costs	1,796	
2,032	Umpire Academy	9,085	
10,712	Umpire Scholarship – ASC	3,830	
	Umpire Directorate Meetings	3,240	
39,999		36,057	
	<b>Committees / Workshops:</b>		
10,562	Development Officer Workshop	5,270	
10,401	Executive Officer Workshop	3,376	
260	Heritage Committee	257	
5,202	Scorers Workshop	8,013	
38,482	Tournament Management Committee	49,516	
64,907		66,432	
	<b>Merchandise:</b>		
736	Merchandise Purchases / Costs		
736			
	<b>Administration:</b>		
6,247	Accounting and Audit Fees	6,700	
180	Annual General Meetings	160	
3,491	Bank Fees and Charges	2,446	
12,000	Board Expenses	12,000	
8,246	Board Meetings	10,615	

The accompanying notes form part of these financial statements.

**AUSTRALIAN BASEBALL FEDERATION INC**  
**ABN 18 610 026 404**  
**INCOME AND EXPENDITURE STATEMENT**  
**FOR THE YEAR ENDED 30 JUNE 2007**

2006	Note	2007 \$DR	2007 \$CR
<b>Administration continued:</b>			
6,000	Consultancy Services	8,904	
10,207	Ground Transport	9,244	
6,946	Council Meeting	3,304	
27,567	Depreciation	15,032	
594	Depreciation – Minor Assets	2,712	
	Donations	227	
	Financing Costs	6,216	
245,882	Insurance – National	193,485	
2,024	Insurance – Contents Short Street	2,694	
15,083	IT Resources / Development	18,780	
10,520	Lease / Rental Equipment – Copier / Printer	13,140	
1,151	Legal Fees		
14,375	My Club Training / Rewards Start Up		
75,284	My Rewards National Program	70,363	
81,820	Royalty Payments to States	89,984	
7,381	Sponsor Service Costs / Prom Budget Astarra	6,855	
1,255	Subscriptions / Memberships	3,430	
22,166	Travel / Accommodation – Domestic	28,724	
11,109	Travel / Accommodation – International	11,500	
569,528		516,515	
<b>Office Costs:</b>			
2,943	Cleaning	2,887	
7,316	Computer Systems Maintenance	8,137	
10,393	Computer System Rental	8,358	
54,204	Computer Website Hosting	33,950	
2,405	Electricity	2,419	
655	Photocopier / Printer Supplies	2,319	
11,149	Postage, Freight, Courier	6,219	
10,251	Printing and Stationery	9,817	
56,284	Rent – Southport	61,963	
2,891	Replacements (Tools, etc)	2,261	
4,374	Storage	8,050	
17,536	Telephone and Fax – General	11,477	
6,527	Telephone – Mobiles	4,362	
3,479	Telephone System Rental	3,471	
190,407		165,690	
<b>Staffing Costs:</b>			
6,992	Fringe Benefit Tax	6,712	
5,415	Provision for Annual Leave	-11,207	
3,586	Provision for Long Service Leave	-17,994	
457,910	Salaries	531,906	
7,685	Staff Amenities Recruit Training	20,750	
40,616	Superannuation	43,416	
5,899	Workers Comp, Insurance	4,325	
528,103		577,908	
<b>2,964,651</b>	<b>TOTAL GENERAL EXPENSES</b>	<b>2,988,323</b>	

The accompanying notes form part of these financial statements.

**AUSTRALIAN BASEBALL FEDERATION INC**  
**ABN 18 610 026 404**  
**INCOME AND EXPENDITURE STATEMENT**  
**FOR THE YEAR ENDED 30 JUNE 2007**

2006		Note	2007 \$DR	2007 \$CR
5,347	General Surplus / (Deficit) for the Year		170,320	
16,739	MLBAAP Surplus / (Deficit) for the Year		25,428	
22,086			195,748	
61,348	BALME Surplus / (Deficit) for the Year		-59,008	
<b>83,434</b>	<b>Net Profit After Tax</b>		<b>136,741</b>	
-13,999	<i>Less: Transfer to Investment Reserve</i>	14	-59,246	
<b>69,435</b>	<b>Combined Surplus / (Deficit) for the Year</b>		<b>77,495</b>	

**AUSTRALIAN BASEBALL FEDERATION INC**  
**ABN 18 610 026 404**  
**BALANCE SHEET**  
**As At 30 JUNE 2007**

2006		Note	2007
	<b>Current Assets:</b>		
510,094	Cash Assets	5	741,001
421,043	Receivables	6	385,486
178,955	Other	7	93,621
<b>1,110,092</b>	<b>Total Current Assets</b>		<b>1,220,108</b>
	<b>Non Current Assets:</b>		
1,000,000	Other Financial Assets	8	1,362,254
52,132	Property, Plant and Equipment	9	55,591
<b>1,052,132</b>	<b>Total Non Current Assets</b>		<b>1,417,845</b>
<b>2,162,224</b>	<b>TOTAL ASSETS</b>		<b>2,637,953</b>
	<b>Current Liabilities:</b>		
82,682	Payables		87,449
73,759	Current Tax Liabilities		51,815
317,295	Other		206,118
<b>473,736</b>	<b>Total Current Liabilities</b>		<b>345,382</b>
	<b>Non Current Liabilities</b>		
	Interest Bearing Liabilities		
65,200	Provisions	13	35,999
<b>65,200</b>	<b>Total Non Current Liabilities</b>		<b>35,999</b>
<b>538,936</b>	<b>TOTAL LIABILITIES</b>		<b>381,381</b>
<b>1,623,288</b>	<b>Net Assets</b>		<b>2,256,572</b>
	<b>Equity:</b>		
660,171	Reserves	14	1,215,959
963,118	Retained Profits	15	1,040,613
<b>1,623,289</b>	<b>TOTAL MEMBERS' FUNDS</b>		<b>2,256,572</b>

The accompanying notes form part of these financial statements.

**AUSTRALIAN BASEBALL FEDERATION INC**  
**ABN 18 610 026 404**  
**STATEMENT OF CASH FLOWS**  
**FOR THE YEAR ENDED 30 JUNE 2007**

	Note	2007 \$	2006 \$
<b>Cash Flow from Operating Activities:</b>			
Receipts from Customers		3,269,739	2,851,047
Payments to Suppliers and Employees		-3,276,658	-2,970,368
Interest Received		35,357	29,058
Interest and Other Costs of Finance		6,216	
Net Cash Provided By (Used In) Operating Activities	2	34,654	-90,263
<b>Cash Flow from Investing Activities:</b>			
<b>Payment for:</b>			
Other Assets		2,712	593
Payments for Property, Plant and Equipment		18,490	20,678
<b>Proceeds from Disposal of:</b>			
Proceeds from Sale of Investments		175,049	
Net Cash Provided By (Used In) Investing Activities		196,252	21,272
Net Increase (Decrease) In Cash Held		230,906	-68,990
Cash at the Beginning of the Year		510,094	579,085
Cash at the End of the Year	1	741,001	510,094

The accompanying notes form part of these financial statements.

**AUSTRALIAN BASEBALL FEDERATION INC**  
**ABN 18 610 026 404**  
**NOTES TO STATEMENT OF CASH FLOWS**  
**FOR THE YEAR ENDED 30 JUNE 2007**

	2007 \$	2006 \$
<b>NOTE 1: (STATEMENT OF CASH FLOWS) RECONCILIATION OF CASH</b>		
For the purposes of the Statement of Cash Flows, cash includes cash on hand and in banks and investments in money market instruments, net of outstanding bank overdrafts.		
Cash at the end of the year, as shown in the Statement of Cash Flows, is reconciled to the related items in the Balance Sheet as follows:		
National Bank Cheque Account	327,226	160,986
Westpac Bank Queensland	183,410	187,914
Business Investment (On Call)	196,686	33,585
Term Deposits	16,842	66,633
Cash at Bank – BALME	15,346	59,484
Petty Cash	1,488	1,488
	741,001	510,094

	2007 \$	2006 \$
<b>NOTE 2: (STATEMENT OF CASH FLOWS) RECONCILIATION OF NET CASH PROVIDED BY (USED IN) OPERATING ACTIVITIES TO NET PROFIT</b>		
Operating Profit (Loss) After Tax	136,740	83,433
Depreciation	15,031	27,567
(Profit) / Loss on Sale of Property, Plant and Equipment	-40,759	
Changes in Assets and Liabilities net of effects of purchases and disposals of controlled entities:		
Increase (Decrease) in Assets	-4,749	-35,852
(Increase) Decrease in Trade and Term Debtors	29,835	-119,451
(Increase) Decrease in Prepayments	84,165	-16,774
Increase (Decrease) in Trade Creditors and Accruals	4,766	-19,046
Increase (Decrease) in Other Creditors	-161,177	-59,651
Increase (Decrease) in Sundry Provisions	-29,200	49,513
<b>Net Cash Provided by Operating Activities</b>	<b>34,654</b>	<b>-90,262</b>



**AUSTRALIAN BASEBALL FEDERATION INC**  
**ABN 18 610 026 404**  
**NOTES TO THE FINANCIAL STATEMENTS**  
**FOR THE YEAR ENDED 30 JUNE 2007**

**Note 1: Statement of Significant Accounting Policies**

The Financial Report is a general purpose financial report that has been prepared in accordance with Accounting Standards, Urgent Issues Group Consensus Views and other authoritative pronouncements of the Australian Accounting Standards Board and the requirements of the Associations Incorporations Act South Australia.

The Financial Report covers the Australian Baseball Federation Inc (ABF) and includes the following divisions:

- ➡ Major League Baseball Australian Academy Program (MLBAAP); and
- ➡ Baseball Australia Licensing Merchandising Enterprise (BALME).

These divisions have separate operating income and expenditure statements to the ABF. However, the balance sheet represents a consolidation of all divisions.

The Financial Report of the ABF and the divisions of MLBAAP and BALME comply with all Australian equivalents to International Financial Reporting Standards (IFRS) in their entirety.

The following is a summary of the material accounting policies adopted by the economic entity in the preparation of the Financial Report. The accounting policies have been consistently applied, unless otherwise stated.

**(1) Basis of Preparation**

***First time adoption of Australian Equivalents to International Financial Reporting Standards:***

The ABF has prepared financial statements in accordance with the Australian equivalents to IFRS from 1 July 2005.

In accordance with the requirements of 'AASB 1: First Time Adoption of Australian Equivalents to International Financial Reporting Standards', adjustments to the company's accounts resulting from the introduction of IFRS have been applied retrospectively to 1 July 2005 comparative figures, excluding cases where optional exemptions available under AASB 1 have been applied. These accounts are the first financial statements of the ABF to be prepared in accordance with Australian equivalents to IFRS.

The accounting policies set out below have been consistently applied to all years presented. The entities have, however, elected to adopt exemptions available under AASB 1 relating to 'AASB 132: Financial Instruments – Disclosure and Presentation', and 'AASB 139: Financial Instruments – Recognition and Measurement'. Refer to the Notes for further details.

Reconciliations of the transition from previous Australian GAAP to IFRS have been included in Note 2 of this Report.

***Reporting Basis Conventions:***

The Financial Report has been prepared on an accruals basis and is based on historical costs modified by the revaluation of selected non current assets and financial assets and financial liabilities for which the fair value basis of accounting has been applied.

**(2) Accounting Policies**

***Income Tax:***

The ABF does not incur a liability for income tax due to an exemption under the Income Tax Act.

***Plant and Equipment:***

Each class of property, plant and equipment is carried at cost or fair value, less, where applicable, any accumulated depreciation and impairment losses.

**(a) Plant and Equipment**

Plant and Equipment is measured on the cost basis, less depreciation and impairment losses.

The carrying amount of plant and equipment is reviewed annually to ensure it is not in excess of the recoverable amount from those assets. The recoverable amount is assessed on the basis of the expected net cash flows that will be received from the assets employment and subsequent disposal. The expected net cash flows have not been discounted to present values in determining the recoverable amounts.

The cost of fixed assets constructed within the ABF includes the cost of materials, direct labour, borrowing costs and an appropriate proportion of fixed and variable overheads.

Subsequent costs are included in the asset's carrying amount recognised as a separate asset, as appropriate, only when it is probable that the future economic benefits associated with the item will flow to the company and the cost of the item can be measured reliably. All other repairs and maintenance are charged to the income statement during the financial period in which they are incurred.

(b) Depreciation

The depreciable amount of all fixed assets is depreciated on a straight line basis over their useful lives to the ABF, commencing from the time the asset is held ready for use. Leasehold improvements are depreciated over the shorter of either the unexpired period of the lease, or the estimated useful lives of the improvements.

The depreciation rates used for each class of depreciable asset are:

Class of Asset	Depreciation Rate %
Furniture & Fittings	20
Office Equipment	30
Computer Equipment	40

The assets' residual values and useful lives are reviewed and adjusted, if appropriate, at each balance sheet date.

An asset's carrying amount is written down immediately to its recoverable amount if the asset's carrying amount is greater than its estimated recoverable amount.

Gains and losses on disposal are determined by comparing proceeds with the carrying amount. These gains or losses are included in the income statement. When revalued assets are sold, amounts included in the revaluation reserve relating to that asset are transferred to retained earnings.

**Leases:**

Lease payments under operating leases, where substantially all the risks and benefits remain with the leaser, are charged as expenses in the periods in which they are incurred.

**Financial Instruments:**

(a) Recognition

Financial instruments are initially measured at cost on trade date, which includes transaction costs when the related contractual rights or obligations exist. Subsequent to initial recognition, these instruments are measured as set out below.

(b) Financial Assets at Fair Value Through Profit and Loss

A financial asset is classified in this category if acquired principally for the purpose of selling in the short term, or if so designated by management and within the requirements of 'AASB 139: Recognition and Measurement of Financial Instruments'. Derivatives are also categorised as held for trading unless they are designated as hedges. Realised and unrealised gains and losses arising from changes in fair value of these assets are included in the income statement in the period in which they arise.

(c) Loans and Receivables

Loans and receivables are non-derivative financial assets with fixed or determinable payments that are not quoted in an active market are stated at amortised cost using the effective interest rate method.

(d) Held-to-maturity Investments

These investments have fixed maturities and it is the company's intention to hold these investments to maturity. Any held-to-maturity investments are stated at amortised cost using the effective interest rate method.

(e) Available-for-sale Financial Assets

Available-for-sale financial assets include any financial assets not included in the above categories. Available-for-sale financial assets are reflected at fair value. Unrealised gains and losses arising from changes in fair value are taken directly to equity.

(f) Financial Liabilities

Non-derivative financial liabilities are recognised at amortised cost comprising original debt, less principal payments and amortisation.

(g) Derivative Instruments

Derivative instruments are measured at fair value. Gains and losses arising from changes in fair value are taken to the income statement unless they are designated as hedges.

(h) Fair Value

Fair value is determined based on current bid prices for all quoted investments. Valuation techniques are applied to determine the fair value for all unlisted securities, including recent arm's length transactions, reference to similar instruments and option pricing models.

(i) Impairment

At each reporting date the committee members assess whether there is objective evidence that financial instrument has been impaired. In the case of available-for-sale financial instruments, a prolonged decline in value of the instrument is considered to determine whether impairment has arisen. Impairment losses are recognised in the income statement.

***Impairment of Assets:***

At each reporting date the committee members review the carrying values of its tangible and intangible assets to determine whether there is any indication that those assets have been impaired. If such an indication exists, the recoverable amount of the asset, being the higher of the assets fair value, less costs to sell and value in use, is compared to the asset's carrying value. Any excess of the assets carrying value over its recoverable amount is expensed to the income statement.

Impairment testing is performed annually for goodwill and intangible assets with indefinite lives.

Where it is not possible to estimate the recoverable amount of an individual asset, an estimate is made of the recoverable amount of the cash-generating unit to which the asset belongs.

***Foreign Currency Transactions and Balances:***

(a) Functional and Presentation Currency

The functional currency of the ABF is measured using the currency of the primary economic environment in which it operates. The consolidated financial statements are presented in Australian dollars which is the company's functional and presentation currency.

(b) Transactions and Balances

Foreign currency transactions are translated into functional currency using exchange rates prevailing at the date of transaction. Foreign currency monetary items are translated at the year end exchange rate. Non-monetary items measured at historical cost continue to be carried at the exchange rate at the date of transaction. Non-monetary items measured at fair value are reported at the exchange rate at the date when fair values were determined.

Exchange differences arising on the translation of non-monetary items are recognised in the income statement, except where deferred in equity as a qualifying cash flow or net investment hedge.

Exchange differences arising on the translation of non-monetary items are recognised directly in equity to the extent that the gain or loss is directly recognised in equity; otherwise the exchange difference is recognised in the income statement.

Exchange differences arising on translation of foreign operations are transferred directly to the company's foreign currency translation reserve in the balance sheet. These differences are recognised in the income statement in the period in which the operation is disposed.

***Employee Benefits:***

Provision is made for the liability for employee entitlements arising from services rendered by employees to balance date. Employee entitlements expected to be settled within one year have been measured at the amount expected to be paid when the liability is settled, plus related on-costs. Employee entitlements payable later than one year have been measured at the present value of the estimated future cash out flows to be made for those entitlements.

***Provisions:***

Provisions are recognised when the ABF has a legal or constructive obligation as a result of past events for which it is probable that the out flow of economic benefit will result and that the out flow can be measured reliably.

***Cash and Cash Equivalents:***

Cash and cash equivalents includes cash on hand, deposits held at call with banks or financial institutions, other short term highly liquid investments with original maturities of three months or less and bank overdrafts. Bank overdrafts are shown within short term borrowings in Current Liabilities on the balance sheet.

***Revenue:***

Revenue from the sale of goods (or a service) is recognised upon the delivery of goods (or service) to customers. Interest revenue is recognised on a proportional basis taking into account the interest rates applicable to the financial assets.

Revenue from the rendering of a service is recognised upon the delivery of the service to the customers. All revenue is stated net of the amount of goods and services tax (GST).

***Borrowing Costs:***

Borrowing / finance costs directly attributable to the acquisition, construction, or production of assets that necessarily take a substantial period of time to prepare for their intended use or sale are added to the cost of those assets until such time as the assets are substantially ready for their intended use of sale.

All other borrowing / finance costs are recognised in Income and in the period in which they are incurred.

***Goods and Services Tax (GST):***

Revenues, expenses and assets are recognised net of the amount of GST, except where the amount of GST incurred is not recoverable from the Australian Taxation Office. In these circumstances the GST is recognised as part of the cost of acquisition of the asset or as part of an item of the expense. Receivables and payables in the balance sheet are shown inclusive of GST.

Cash flows are presented in the cash flow statement on a gross basis, except for the GST component of investing and financing activities which are disclosed as operating cash flows.

***Comparative Figures:***

Where required by Accounting Standards, comparative figures have been adjusted to conform with changes in presentation for the current financial year.

(a) critical accounting estimates and judgements.

The committee members evaluate estimates and judgements incorporated into the Financial Report based on historical knowledge and best available current information. Estimates assume a reasonable expectation of future events and are based on current trends and economic data obtained both externally and internally.

***Key estimates – Impairment:***

The committee members assess impairment at each reporting date by evaluating conditions specific to the group that may lead to impairment of assets. Where an impairment trigger exists, the recoverable amount of the asset is determined. Value-in-use calculations performed in assessing recoverable amounts incorporate a number of key estimates.

**AUSTRALIAN BASEBALL FEDERATION INC**  
**ABN 18 610 026 404**  
**NOTES TO THE FINANCIAL STATEMENTS CONTINUED**  
**FOR THE YEAR ENDED 30 JUNE 2007**

	Note	Previous GAAP At 1.7.05 \$	Effect of transition to Australian Equivalents to IFRA \$	Australian Equivalents to IFRS at 1.7.05 \$
<b>NOTE 2:</b>				
First time Adoption of Australian Equivalents to International Financial Reporting Standards (IFRS)				
Reconciliation of Equity at 1 July 2005				
<b>Current Assets</b>				
Cash Assets		579,085		579,085
Receivables		301,591		301,591
Other		160,870		160,870
<b>Total Current Assets</b>		<b>1,041,546</b>		<b>1,041,546</b>
<b>Non Current Assets</b>				
Other Financial Assets		1,000,000		1,000,000
Property, Plant and Equipment		45,013		45,013
Intangible Assets		31,415	-31,415	
<b>Total Non Current Assets</b>		<b>1,076,428</b>	<b>-31,415</b>	<b>1,045,013</b>
<b>Total Assets</b>		<b>2,117,974</b>	<b>-31,415</b>	<b>2,086,559</b>
<b>Current Liabilities</b>				
Payables		101,729		101,729
Current Tax Liabilities		33,246		33,246
Other		376,947		376,947
<b>Total Current Liabilities</b>		<b>511,922</b>		<b>511,922</b>
<b>Non Current Liabilities</b>				
Interest Bearing Liabilities				
Provisions		56,198		56,198
<b>Total Non Current Liabilities</b>		<b>56,198</b>		<b>56,198</b>
<b>Total Liabilities</b>		<b>568,120</b>		<b>568,120</b>
<b>Net Assets</b>		<b>1,549,854</b>		<b>1,518,439</b>
<b>Equity</b>				
Reserves		656,172		656,172
Retained Profits		893,682	-31,415	862,267
<b>Total Members' Funds</b>		<b>1,549,854</b>	<b>-31,415</b>	<b>1,518,439</b>

**AUSTRALIAN BASEBALL FEDERATION INC**  
**ABN 18 610 026 404**  
**NOTES TO THE FINANCIAL STATEMENTS CONTINUED**  
**FOR THE YEAR ENDED 30 JUNE 2007**

	Note	Previous GAAP At 30.6.06 \$	Effect of transition to Australian Equivalents to IFRA \$	Australian Equivalents to IFRS at 30.6.06 \$
<b>NOTE 2 – continued</b>				
Reconciliation of Equity at 30.6.06				
<b>Current Assets</b>				
Cash Assets		510,094		510,094
Receivables		421,043		421,043
Other		178,955		178,955
<b>Total Current Assets</b>		<b>1,110,092</b>		<b>1,110,092</b>
<b>Non Current Assets</b>				
Other Financial Assets		1,000,000		1,000,000
Property, Plant and Equipment		52,132		52,132
Intangible Assets		36,164	-36,164	
<b>Total Non Current Assets</b>		<b>1,088,296</b>	<b>-36,164</b>	<b>1,052,132</b>
<b>Total Assets</b>		<b>2,198,387</b>	<b>-36,164</b>	<b>2,162,224</b>
<b>Current Liabilities</b>				
Payables		82,682		82,682
Current Tax Liabilities		73,759		73,759
Other		317,295		317,295
<b>Total Current Liabilities</b>		<b>473,736</b>		<b>473,736</b>
<b>Non Current Liabilities</b>				
Provisions		65,199		65,199
<b>Total Non Current Liabilities</b>		<b>65,199</b>		<b>65,199</b>
<b>Total Liabilities</b>		<b>538,936</b>		<b>538,936</b>
<b>Net Assets</b>		<b>1,659,452</b>	<b>-36,164</b>	<b>1,623,288</b>
<b>Equity</b>				
Reserves		660,170		660,170
Retained Profits		999,281	-36,164	963,117
<b>Total Members' Funds</b>		<b>1,659,452</b>	<b>-36,164</b>	<b>1,623,288</b>



**AUSTRALIAN BASEBALL FEDERATION INC**  
**ABN 18 610 026 404**  
**NOTES TO THE FINANCIAL STATEMENTS CONTINUED**  
**FOR THE YEAR ENDED 30 JUNE 2007**

				Previous GAAP \$	Effect of Transition To Australian Equivalents to IFRA \$	Australian Equivalents to IFRS \$
<b>NOTE 2 – continued</b>						
Reconciliation of Profit or Loss for 2006						
	<b>BALME</b>	<b>MLBAAP</b>	<b>ABF</b>	<b>TOTAL</b>		
Sales Revenue	66,336			66,336		66,336
Revenue from Ordinary Activities		636,430	1,357,522	1,993,952		1,993,952
Other Revenue			1,612,476	1,612,476		1,612,476
Gross Revenue	66,336	636,430	2,969,998	3,672,764		3,672,764
Occupancy Expenses			56,284	56,284		56,284
Salaries and Wages		48,000	457,910	505,910		505,910
Depreciation and Amortisation Expenses			27,567	27,567		27,567
Superannuation Expenses		4,320	83,260	87,580		87,580
Other Operating Costs	4,988	567,372	2,303,466	2,875,826	36,164	2,911,990
	4,988	619,692	2,928,487	3,553,167	36,164	3,589,331
General Surplus / (Deficit) for the Year	61,348	16,738	41,511	119,597	36,164	83,433
Less Transfer to Reserve				-13,999		-13,999
				105,598	36,164	69,434
					<b>2007</b>	<b>2006</b>
					\$	\$

**NOTE 3: REVENUE**

**Operating Activities**

Trading Receipts	877,132.00	912,590.00
Sponsorships and Grants	2,490,278.00	2,492,820.00
Interest Revenue	35,357.00	29,058.00
Bad Debts – Recovered		12,864.00
Other	390,422.00	225,432.00
	3,793,189.00	3,672,764.00

**Non Operating Activities**

Proceeds on Disposal of Investments	40,760.00
	40,760.00

<b>Total Revenue</b>	<b>3,833,949.00</b>	<b>3,672,764.00</b>
----------------------	---------------------	---------------------

**AUSTRALIAN BASEBALL FEDERATION INC**  
**ABN 18 610 026 404**  
**NOTES TO THE FINANCIAL STATEMENTS CONTINUED**  
**FOR THE YEAR ENDED 30 JUNE 2007**

**2007**  
\$

**2006**  
\$

**NOTE 4: PROFIT AFTER PROVIDING FOR THE FOLLOWING:**

**Charging as Expense:**

Operating Costs	3,675,477.00	3,519,352.00
Depreciation	15,032.00	27,567.00
Audit Fees	6,700.00	6,247.00
<b>Total Expenses</b>	<b>3,697,209.00</b>	<b>3,553,166.00</b>

**2007**  
\$

**2006**  
\$

**NOTE 5: CASH ASSETS**

**Bank Accounts:**

National Bank Cheque Account	327,226.02	160,986.64
Westpac Bank Queensland	183,410.44	187,914.51
Business Investment (On Call)	196,686.76	33,585.88
Term Deposits	16,842.03	66,633.73
Cash at Bank – BALME	15,346.85	59,484.56
Other Cash Items:		
Petty Cash	1,488.91	1,488.91
	<b>741,001.01</b>	<b>510,094.23</b>

**2007**  
\$

**2006**  
\$

**NOTE 6: RECEIVABLES**

**Current:**

Trade Debtors	385,485.72	421,042.58
	<b>385,485.72</b>	<b>421,042.58</b>

**2007**  
\$

**2006**  
\$

**NOTE 7: OTHER ASSETS**

**Current:**

Prepayments	93,479.32	177,644.73
Other	142.12	1,310.09
	<b>93,621.44</b>	<b>178,954.82</b>

**AUSTRALIAN BASEBALL FEDERATION INC**  
**ABN 18 610 026 404**  
**NOTES TO THE FINANCIAL STATEMENTS CONTINUED**  
**FOR THE YEAR ENDED 30 JUNE 2007**

	2007 \$	2006 \$
<b>NOTE 8: OTHER FINANCIAL ASSETS</b>		
<b>Available-for-sale Financial Assets Include:</b>		
<b>Non Current:</b>		
Shares in Other Companies:		
Exploration Fund Limited – at Cost (Note (a))	1,000,000.00	1,000,000.00
Less Disposal of Units	(134,289.85)	
Plus Asset Revaluation	496,543.42	
	<b>1,362,253.57</b>	<b>1,000,000.00</b>
<b>Available-for-sale Financial Assets</b>	<b>1,362,253.57</b>	<b>1,000,000.00</b>

- (a) In March 2007 there was a name change of the investment from Huntleigh Investment Fund Limited to Exploration Fund Limited. This was due to the change of custodian and clearing agents from Huntleigh Securities Limited to Smith Moore & Company.

	Furniture & Fittings At Cost \$	Office Equipment At Cost \$	Computer Equipment At Cost \$	TOTAL \$
<b>NOTE 9: PLANT AND EQUIPMENT</b>				
<b>Gross Carrying Amount</b>				
Balance at 30 June 2006	62,056.67	45,581.33	37,189.71	144,827.71
Additions	18,490.88			18,490.88
Disposals				
<b>Balance 30 June 2007</b>	<b>85,547.55</b>	<b>45,581.33</b>	<b>37,189.71</b>	<b>163,318.59</b>
<b>Accumulated Depreciation</b>				
Balance at 30 June 2006	32,916.74	31,985.51	27,793.41	92,695.66
Depreciation Expense	7,130.33	4,143.31	3,758.31	15,031.95
Depreciation Disposals				
<b>Balance 30 June 2007</b>	<b>40,047.07</b>	<b>36,128.82</b>	<b>31,551.72</b>	<b>107,727.61</b>

	2007 \$	2006 \$
<b>NOTE 10: PAYABLES</b>		
<b>Unsecured:</b>		
Accruals	87,449.01	82,682.40
	<b>87,449.01</b>	<b>82,682.40</b>

**AUSTRALIAN BASEBALL FEDERATION INC**  
**ABN 18 610 026 404**  
**NOTES TO THE FINANCIAL STATEMENTS CONTINUED**  
**FOR THE YEAR ENDED 30 JUNE 2007**

	2007	2006
	\$	\$

**NOTE 11: TAX LIABILITIES**

**Current:**

GST Clearing	43,234.46	63,946.52
Amounts Withheld from Salary and Wages	8,580.22	9,812.22
	<b>51,814.68</b>	<b>73,758.74</b>

	2007	2006
	\$	\$

**NOTE 12: OTHER LIABILITIES**

**Current:**

Payments Received in Advance	206,118.06	317,295.20
	<b>206,118.06</b>	<b>317,295.20</b>

	2007	2006
	\$	\$

**NOTE 13: PROVISIONS**

**Non Current:**

Sundry Provisions	35,998.94	65,199.20
	<b>35,998.94</b>	<b>65,199.20</b>

There were nine employees at the end of the year.

**Sundry Provisions:**

Provision for Accrued Annual Leave	32,886.37	44,093.00
Provision for Long Service Leave	3,112.57	21,106.20

	2007	2006
	\$	\$

**NOTE 14: RESERVES**

**Balance at the Beginning of the Reporting Period:**

Capital Profit Reserve	719,710.62	719,710.62
Asset Revaluation Reserve		
General Reserve – Investment Income	100,121.92	86,123.37
Less Funds Paid to State Bodies	(159,662.12)	(149,662.12)
	<b>660,170.42</b>	<b>656,171.87</b>

**Increase (Decrease) in Reserves During the Reporting Period:**

Capital Profit Reserve		
Asset Revaluation Reserve	496,543.42	
General Reserve – Investment Income	59,246.00	13,998.55
Less Funds Paid to State Bodies		(10,000.00)
	<b>555,789.42</b>	<b>3,998.55</b>

**AUSTRALIAN BASEBALL FEDERATION INC**  
**ABN 18 610 026 404**  
**NOTES TO THE FINANCIAL STATEMENTS CONTINUED**  
**FOR THE YEAR ENDED 30 JUNE 2007**

	2007 \$	2006 \$
<b>NOTE 14: RESERVES continued:</b>		
<b>Balance at the Reporting Date:</b>		
Capital Profit Reserve	719,710.62	719,710.62
Asset Revaluation Reserve	496,543.42	
General Reserve – Investment Income	159,367.37	100,121.92
Less Funds to State Bodies	(159,662.12)	(159,662.12)
	<b>1,215,959.29</b>	<b>660,170.42</b>

Nature and Purpose of Each Class of Reserve:

Capital Profit Reserve:

The Capital Profit Reserve records funds set aside for the future expansion of the economic entity.

Asset Revaluation Reserve:

The Asset Revaluation Reserve records the unrealised capital gain on the entity's investment in the Exploration Fund Limited.

General Reserve – Investment Income – Less Funds Paid to State Bodies:

The General Reserve of Investment Income, less Funds Paid to State Bodies, records the transfer of interest income and investment gains to the reserve account for distribution by the entity to various State bodies as and when approved by the entity.

	Members' Equity Brought Forward \$	General (Post 2002) \$	MLBAAP (Post 2002) \$	BALME \$	TOTAL \$
--	--	---------------------------------	--------------------------------	-------------	-------------

**NOTE 15: MEMBERS' EQUITY**

**2006**

Balance at the Beginning of the Period	717,081	185,222	1,380	16,999	893,682
Surplus / (Deficit) for the Year		(8,652)	16,739	61,348	69,435
<b>Equity as at 30 June 2005</b>	<b>717,081</b>	<b>176,570</b>	<b>18,119</b>	<b>78,347</b>	<b>963,117</b>

**2007**

Balance at the Beginning of the Period	717,081	176,570	18,119	78,347	963,117
Surplus / (Deficit) for the Year		111,074	25,428	(59,008)	77,494
<b>Equity as at 30 June 2006</b>	<b>717,081</b>	<b>287,644</b>	<b>43,547</b>	<b>19,339</b>	<b>1,040,611</b>

	2007 \$	2006 \$
--	------------	------------

**NOTE 16: AUDITORS' REMUNERATION**

**Remuneration of the Auditor of the Company for:**

Auditing or Reviewing the Financial Report	6,700	6,247
Other Services		
	<b>6,700</b>	<b>6,247</b>

**AUSTRALIAN BASEBALL FEDERATION INC**  
**ABN 18 610 026 404**  
**NOTES TO THE FINANCIAL STATEMENTS CONTINUED**  
**FOR THE YEAR ENDED 30 JUNE 2007**

**2007**  
\$

**2006**  
\$

**NOTE 17: BALME DEFICIT OF \$59,007**

During the current financial year BALME recorded a deficit of \$59,007.82. This was due to royalty contributions of \$40,000 from the year ended 30 June 2006 and \$60,000 only being transferred to the ABF in the current reporting year.

Royalties Paid to the States by ABF	89,984	81,820
Contributions Received by BALME	60,000	40,000

**2007**  
\$

**2006**  
\$

**NOTE 18: PROFIT ON INVESTMENT INCOME**

During the current financial year the ABF disposed of 833 units from the Exploration Fund Limited (formally the Huntleigh Investment Fund Limited (refer Note 8 (a))).

Disposal of 833 Units @ \$210.143 Per Unit	175,049.46	
Less Cost of 833 Units @ \$161.2123 Per Unit	(134,289.85)	
<b>Profit on Disposal of Units</b>	<b>40,759.61</b>	



## AUSTRALIAN BASEBALL FEDERATION SPONSORSHIP FAMILY

### PRINCIPAL PARTNER



Australian Government  
Australian Sports Commission

### 'ALL OF SPORT' SPONSOR



IndependentAdvice.com

### MAJOR SPONSORS



Australian Olympic Committee

### OFFICIAL SPONSORS



### SUPPORTING SPONSORS



### OFFICIAL SUPPLIERS



### LICENSED SUPPLIERS



			<a href="#">G T Sports Imports</a>	<a href="#">Greenfly Pty Ltd</a> TA On Deck	<a href="#">Shirts North</a>	<a href="#">Vis Tech Sports Management</a>
<a href="#">Fourex Clothing</a>	<a href="#">B &amp; C Tackle</a>	<a href="#">P &amp; C Uniforms</a>	<a href="#">Dave Work 'n' Safety</a>	<a href="#">EYE4SPORT</a>		

### ASSOCIATES

--	--	--	--	--	--	--	--	--



Australian Government  
Australian Sports Commission

# WINNING PARTNERSHIP



## The Australian Sports Commission proudly supports the Australian Baseball Federation

The Australian Sports Commission is the Australian Government agency that develops, supports and invests in sport at all levels in Australia. The Australian Baseball Federation has worked closely with the Australian Sports Commission to develop baseball from community participation to high-level performance.

**The Australian Baseball Federation is one of many national sporting organisations that has formed a winning partnership with the Australian Sports Commission to develop its sport in Australia.**

© Australian Baseball Federation 2007

**[www.baseball.com.au](http://www.baseball.com.au)**