

Australian Baseball



2004 Athens Olympic Games
Silver Medallists
AUSTRALIA

2003-2004 Annual Report

**President**

Ron Finlay

Vice President

Geoff Pearce

Directors

Colin Pitt

Deborah Healey

Katie Bickford

Murray Westphal

Director / Chief Executive Officer

Chris White

Office Personnel

Don Knapp – National Operations Manager

Geoff Robertson – Umpire & Technical Manager

Brett Pickett – National Programs Manager

Sue Clarke – Business Manager

Peter Wood – National Development Manager

Jenny Stockman – Marketing & Communications
Coordinator

Michelle Anderson – Administration Manager

State and Territory Associations

Australian Capital Territory Baseball Association Inc

New South Wales Baseball League

Country Baseball New South Wales

Baseball Northern Territory Inc

Baseball Queensland Inc

South Australian Baseball League Inc

South Australian Country Baseball Association

Baseball Victoria

Victorian Provincial Baseball League

Baseball WA Ltd

Life Members

Mr Reg E Darling (1957)*

Mr G C (Don) Mould (1976)*

Mr J B (John) Hollander (1977)*

Mr E (Tim) Bassingthwaite (1977)

Mr Robert (Bob) J Black (1978)

Mr John Anderson (1985)

Mr Neville Pratt (1992)

Mr Kingsley Wellington (1993)

Mr Ken Douglas (2000)

Mr Peter Dihm (2000)

Ms Jan Thurley (2001)

Mr Trevor Jarrett (2002)

Mr Ross Straw (2003)*

Mr Rodney Burn (2003)

(* denotes deceased)



MESSAGE FROM THE PRESIDENT

I would like to welcome you to my fourth Annual Report and message as President of the Australian Baseball Federation (ABF).

The focus of the ABF Board's endeavours in 2003 / 2004 moved from grass roots development towards business development and being at the end of the Olympic quadrennial, there was an increased focus on our high performance athletes.

Athens Olympic Silver Medal

Although the Athens Olympic Games occurred outside the 2003 / 2004 financial year, the outstanding achievement of Australia in winning a Silver medal at the Athens 2004 Olympic Games is a very healthy vindication of the numerous programs that the ABF has had in place for a number of years and the hard work and dedication of the ABF's management team, the team management and the players themselves. I had the very great pleasure of watching the team perform in Athens.

The athletes deserve all the accolades coming their way.

Board Composition

There were no changes to the external members of the Board during the last financial year.

A number of Board members have expressed to me how significant has been their workload and involvement in the ABF's activities during the year.

I must take this opportunity to thank and congratulate our dedicated Board members who all carry on successful other businesses or professional lives, but who are more than willing to give of their time, energy, expertise and experience to the best interest of the sport as a whole.

The Board members and their portfolio responsibilities for the year were as follows:

Board Member	Home State	Portfolio Responsibilities
Deborah Healey	NSW	Legal, Administrative and Appeals.
Katie Bickford	QLD	Business Development, Marketing and Sponsorship.
Murray Westphal	WA	IT and Communications.
Colin Pitt	NSW	Finance, Tournament Management Committee and Provincials.
Geoff Pearce	VIC	Vice President, High Performance, Baseball Operations (including Events and Tournaments), Licensing and Merchandising, assisting with International Relations.
Ron Finlay	NSW	President, Olympics, International Relations (Oceania, MLB, IBAF), Member Liaison, Baseball Heritage.
Chris White	QLD	Chief Executive Officer, Finance and Administration, Facilities, Stakeholder Management, Strategic Plan.

The Board has another vacancy not yet filled and I will be recommending that we add another Board member to the Council meeting in January 2005.

The ABF's Chief Executive Officer

Chris White joined the ABF as Chief Executive Officer / Executive Director in June 2001 and faced a significant number of challenges, including the relocation of the ABF's Headquarters from St Leonards in New South Wales to Southport in Queensland, as well as the introduction of new website, database and communication tools.



Chris showed strong skills in sports administration, including very good liaison with Australian Baseball's stakeholders at the Australian Sports Commission, the Australian Olympic Committee, the Australian Sports Drug Agency and the International Baseball Federation, as well as our member States and members' Executive Directors. One of the highlights was Chris' introduction of the Executive Officers' Workshop.

In August 2004, due to challenging budget and financial circumstances, the Board agreed with Chris not to renew his contract and also agreed to an early mutual termination of Chris' contract. Chris has left the ABF with its best wishes.

The ABF's National Operations Manager, Don Knapp, will act as Chief Executive Officer pending a further organisational review of the ABF over the next six months.

Business Development

Don Knapp refers in his Acting Chief Executive Officer's message to the challenges the ABF faces in developing and implementing a National Business Development Plan. My thanks, in particular, to Katie Bickford and Don for the work they have put into developing the Plan.

A successful National Business Development Plan will only be successful with the active support and encouragement of its members. I encourage you to continue your participation in the development and implementation of this Plan.

International Issues

1. Baseball in the Olympics

As previously reported, the sport of Baseball is safe for the 2008 Beijing Games.

However, all sports on the summer Olympics program are being evaluated after the Athens 2004 Olympic Games and will be submitted to a detailed questionnaire and evaluation for report to the International Olympic Committee in July 2005. There may well be some impact on the sport and the combined forces of the International Baseball Federation, Major League Baseball and the national Baseball Federations will need to continue to work together to maintain Baseball as an Olympic sport.

2. Qualification for Beijing Olympics 2008

Yet another challenge has been presented by the International Baseball Federation!

Qualification for the Olympic Games has traditionally been the winner of Oceania playing off against the winner of Africa (in practice, Australia played South Africa to qualify for the Athens 2004 Olympic Games).

The IBAF's Executive has now determined that qualification for the eight places in the Beijing 2008 Games will be as follows: two teams from the Americas, one team from Asia, one team from Europe (plus China as host) will go through automatically. The remaining three teams will be decided by an eight team competition to be held in 2008 between the second and third place teams from America (2), the second and third place teams from Asia (2), the second and third place teams from Europe (2), the top team from Africa (1) and the top team from Oceania (1).

If this qualification process is confirmed by the IBAF (and not subject to any challenge), then Australia will be faced with a most difficult qualification path to the Beijing 2008 Olympics.

The ABF is working with Oceania to look at all remedies and options available to them.

3. Major League Baseball World Cup

The good news to come out of Athens was general consensus between the International Baseball Federation and Major League Baseball for the staging of a MLB-sponsored World Cup, likely to take place in March 2006.

MLB are determined to make the World Cup grow in stature to rival that of Rugby Union and Soccer.



Australia's invitation to the 2006 MLB World Cup is "guaranteed" and this presents an exciting opportunity to showcase Australian talent on a world stage. All professional players will be eligible to play (even major leaguers).

The most significant development for the World Cup is that MLB, the MLB Players' Association and the IBAF have all agreed that the World Anti-Doping Agency's rules will apply.

4. IBAF World Championship

The World Championship tournament staged by the IBAF is likely to proceed in September 2005 in the Netherlands.

5. Anti-Doping

As elsewhere reported, the ABF has adopted a World Anti-Doping Agency-compliant Anti-Doping Policy.

Ultimately there will be a convergence between the MLB approach to anti-doping and the WADA-compliant approach of countries like Australia.

The ABF has been at the forefront and will continue to be at the forefront in education and training of our athletes and coaches and maintaining a strong opposition to any form of doping in sport.

Australian Baseball Academy

We were delighted to receive a further minimum two-year commitment from MLB for the staging of the Major League Baseball Australian Academy Program on the Gold Coast in July and August 2005 and 2006.

The ABF completed its fourth Australian Baseball Academy in July and August 2004 and for the first time, an Australian (Jon Deeble) was Head Coach of the Academy. The ABF continues to improve the quality, quantity and service delivery of the Academy for its athletes.

The ABF has made a submission for the Academy to be awarded Australian Institute of Sport status and we are hopeful of hearing the results of this application before the end of 2004.

Claxton Shield

The success of the Claxton Shield continues to grow with the 2004 tournament held at Blacktown Olympic Park in January being our most successful ever. The ABF is the financial underwriter of the tournament and we are keen to ensure its success from a player, spectator and financial perspective.

The 2005 Claxton Shield is also being staged at Blacktown Olympic Park and further expressions of interest have been extended to all members for the staging of this tournament in 2006 and 2007.

Summer Schedule

In addition to the Claxton Shield for 2004 / 2005, the ABF is also planning:

- ways of expanding the summer schedule to capitalise on the Silver medal win;
- a Hall of Fame induction; and
- National Championships in under 14, 16 and 18.

National Competition

The ABF continues to work with Major League Baseball on a business plan for the successful re-introduction of a national competition.

MLB has recently completed a major market research project involving Sweeney Sport Research and the results of that research were most encouraging for the national competition. We are submitting a detailed business plan to MLB for its November / December budget meetings.



The ABF will not commit to underwriting a national competition until it is satisfied that it is financially viable and sustainable in the medium (five year) term.

Thank You to Stakeholders

The ABF and the sport of Baseball in Australia would not survive without the involvement, support and encouragement of its many stakeholders who put more into the sport than just financial support. I would like to take this opportunity to thank our many stakeholders:

- Australian Sports Commission
- Australian Olympic Committee
- Australian Institute of Sport
- Major League Baseball
- State and Territory members of the ABF
- State and Territory Departments of Sport and Recreation
- State and Territory Sports Institutes
- The MLB Australian Baseball Program management, staff and supporters
- The ABF's sponsors (as set out later in this Report)
- The ABF's supporters and licensed suppliers of the ABF's Licensing and Merchandising Program (also set out later in this Report)
- Baseball players and "weekend warriors" everywhere
- Dedicated umpires and scorers around the Country
- Last and by no means least, Baseball's many volunteers and fans

Congratulations and Thanks

I would like to conclude this report by noting that it will be my last report as President.

After four years in the role and as I announced at the last Council / Annual General Meeting I have determined that it is time for a new President. I have agreed to stay on to serve out the remaining year of my term as a Board member and to ensure continuity. It will also be my pleasure to continue to serve the Board in relation to international matters.

I would like to congratulate and thank the ABF's management for their dedication, commitment and hard work. A special thanks to Don Knapp, Michelle Anderson, Sue Clarke, Jennifer Stockman, Brett Pickett, Geoff Robertson and Peter Wood for their assistance during the year.

My special thanks also to our Board members for their unwavering commitment, support and dedication. The ABF is indeed fortunate to have a Board of this calibre.



Ron Finlay
President



MESSAGE FROM THE VICE PRESIDENT & DIRECTOR OF HIGH PERFORMANCE

Baseball Operations – Executive Summary

By the time this report reaches members, Australia's Silver medal result in Athens will have been the talk of Baseball for several months and so it should be. This is Australia's finest hour in the history of the sport and such a fulfilling conclusion to 2000 to 2004, the Australian Sports Commission's elite sport quadrennium could not be easily outdone.

It is now the challenge of the High Performance Committee, coaches and staff to ensure this type of performance is sustainable. In order for this performance to be sustained, we have to improve.

It would be a great mistake to allow the Silver medal to create over-confidence or over-shadow the underpinning high performance system that underpinned the success. The High Performance program is successful because it is truly a national scheme. It starts with early talent identification programs involving activities such as the Cal Ripken, the World Children's Baseball Fair and youth elite development programs conducted by State and Territory associations.

State Academy programs coordinated by talent hungry head coaches provide promising young athletes with their first institutionalised dose of elite player development exposure. The main aim of the Academy coach is to promote players to the Major League Baseball Australian Academy Program through State team programs. Once at the national (or MLBAAP) level, the main aim of national staff, with the support of those same State Academy coaches, is to promote athletes to a higher level of play again; that being United States Collegiate or professional baseball.

It is from a pool of over 100 professional players and another 40 College players that the national / Olympic team is chosen. The system works like a charm (to date). No, we don't lose the pros from Australian Baseball, most come back for the summer season.

The MLBAAP this year featured no less than four Australian-born players with major league experience coaching in the Program (Luke Prokopec, Mark Hutton, Graeme Lloyd and David Nilsson). Shayne Bennett would have been there, but he was too busy with development work in South Australia.

I must, however, temper the enthusiasm and back-slapping for a job well done. We are now like a business that has had a very successful trading year. Our competition will be after us and that competition will get better. We will have to be a minimum of 20 percent better in 2008 to:

- (1) get to Beijing; and
- (2) win a medal.

Happily we think we have the plan to do it.

Thanks for a wonderful quadrennium to all High Performance staff, at all levels of the pyramid.



Geoff Pearce
Vice President and
Director High Performance



ACTING CHIEF EXECUTIVE OFFICER'S MESSAGE

I write this message in the capacity of Acting Chief Executive Officer for the ABF. Former Chief Executive Officer, Chris White, left the organisation amicably mid August 2004. It is appropriate to thank and acknowledge Chris for his contribution to the ABF during his four-year tenure and we wish him well.

As for most years, the 2003 / 2004 period is characterised by some significant ups and fortunately, fewer downs. In spite of a difficult and less than satisfactory financial result, overall the achievements of Australian Baseball, most occurring well beyond the confines of Head Office, point to a solid future for the sport. A summary of some of the year's highlights is provided below.

Business Development

There is nothing like a mediocre financial result to jolt one into the reality that for the sport to succeed in the 21st century it must be run like a business. The ABF's Board has for several years gone about laying the strategic and program foundations to enhance Baseball's capacity to better its business development potential. This enhancement rides on the back of the national club database, improved information technology and communications and building the sport's profile.

Progressing on from these sport infrastructure advances, ABF Director Katie Bickford facilitated two very productive business development workshops during the year. These were largely stakeholder-driven and participants were drawn from all levels of the sport. The sessions were enlightening and produced large volumes of work. The end product of this work is now being assimilated into the strategic basis for the implementation of a national business development model.

The 2004 / 2005 year will test Baseball's capacity to create new and mutually beneficial corporate relationships. *Watch this space!*

Members will be pleased to learn that ABF Director of Finance Colin Pitt and Business Manager Sue Clarke have formulated a sound investment policy / strategy to safeguard and add value to members' funds. A report on this policy will be tabled at the ABF's Special General Meeting in January 2005.

High Performance

Under the direction of ABF Vice President and Director of High Performance Geoff Pearce, 2004 saw the culmination of the Australian Sports Commission's 2000 to 2004 quadrennium funding period.

The ABF's High Performance achievements during this period have been remarkable with virtually all performance targets being reached or exceeded at all levels of the elite development pyramid. As a culmination to the era, the Silver medal result at the 2004 Athens Olympic Games nearly says it all. Underlying this result, however, is that in the years 2000 to 2004 the number of full-time professional players available for Australian / Olympic team selection have more than doubled (from 47 in 2000, to 101 in 2004). Make no mistake about it however; Australian Baseball will have to continue to improve to remain in the world's top eight baseball nations.

In November 2003 the Australian Sport Commission facilitated the 2005 to 2009 quadrennial Elite Sports Planning Forum. During our elite sports plan presentation, the ABF signalled that it would be seeking Australian Institute of Sport inclusion. A key strategy in the quest for continued improvement is our AIS submission. The outcome of this submission is vital to Baseball's high performance future.

Game Development

The ABF's National Development Manager Peter Wood, with the support of State development officers, has continued to make progress, particularly in the area of growth in participation. The national TPGP program has achieved wonderful results in pockets around Australia. This Program illustrates the positive impact possible when States and the ABF collaborate to deliver game development initiatives.

Much success has also been made in the area of coaching accreditation in 2003 / 2004. A particularly exciting program is the new Recognition of Prior Learning Accreditation scheme for elite players.



Additionally, an Australian Sports Commission grant has been successfully procured for 'Project CONNECT' and this program will be implemented in 2004 / 2005. The grant will be worth nearly \$100,000 to the ABF over the next two years.

For a more in-depth view on game development, please refer to Peter Wood's Development Report included in this Report.

International Baseball

With the ABF and the International Baseball Federation becoming World Anti-Doping Agency compliant in 2004 and Major League Baseball expected to follow suite in the next 12 months, the future of international professional baseball tournaments looks bright indeed.

The ABF's Board has placed a new emphasis on the importance of international relations and ABF President Ron Finlay is and will drive that emphasis into the future. Australia has played a very significant role in lobbying to usher in a new era on international professional baseball.

The International Olympic Committee recently announced that baseball is secure as an Olympic sport beyond the Beijing 2008 Olympics.

Additionally, MLB will host the first ever fully professional World Cup in March 2006. With a strengthening in the quality and quantity of the talent pool of professional players, Australia is positioned to participate competitively in the new world of international professional baseball. Today Australia is the sixth biggest producer of professional baseball talent outside the United States.

Anti-Doping

ABF Director Deborah Healey has skilfully redrafted the ABF's Anti-Doping Policy in order to ensure it meets WADA compliance. This Policy is in full effect as at 4 July 2004.

The ABF faces on-going challenges in its quest to be a drug-free sport and the past year has seen significant effort and resources in support of athlete / coach anti-doping education programs. The ABF has also deployed increased human resources in an effort to better administer and comply with the Australian Sports Drug Agency and WADA requirements. A strong working relationship has been developed between the ASDA and the ABF this year through the efforts of ASDA's Consultant Stewart Lawson and our Brett Pickett and Michelle Anderson.

Umpire and Technical Official Development

The ABF has launched a new strategic approach to umpire and technical official training methods this year. The method is called "integrative training" and involves training of technical officials within high performance baseball program environments. We have just completed a very successful in-residence umpire training program as part of the program delivery for the 2004 Major League Baseball Australian Academy Program.

Integrative training models assist with the elimination of the "us and them" gap between umpires and players / coaches. It also places an onus on sports administrators to assume responsibility for official training as part of general program delivery. It is a historical, systemic weakness in the sport of baseball around the world that umpire training (in particular) has occurred outside and separate from on-field program activity. The ABF will be encouraging State umpire training programs to adopt integrative training methods in the future.

Media and Communications

The decision of the ABF's Board to create a position on staff for a media / communications coordinator (Jennifer Stockman), under the portfolio of ABF Director Murray Westphal, has proved beneficial to Baseball this year. Significant achievements in this area include:

- 📌 Of 545 database sites created, clubs have activated 388 sites.
- 📌 The ABF's website experienced nearly 1.5 million hits, or over 4,500 hits per week, in year one.
- 📌 On the back of the Claxton Shield and the Olympic Silver medal win, Baseball has had 19 national news or human interest stories in the past eight months. Baseball stories have featured on high rating shows such as the "Sunrise" show, the "Today" show, "Renovation Rescue" and the "Big Arvo".



Major Issues and Challenges

All of Sport Business Development:

The pattern of sports funding from the Australian Sports Commission, Australian Olympic Committee and State sports institutes is not likely to greatly change over the next few years in that the lion's share will continue to go towards funding elite sport.

Although there is increasing political pressure for Governments to tackle issues such as childhood obesity and juvenile diabetes, in the main, sports who want to invest more into game development than the modest levels received from Government grants will have to raise this investment capital themselves. Baseball must find more revenue sources for greater game development investment to occur in the future. The central purpose of 'all of sport' business development activity will be to fund reinvestment into grass roots development programs.

National League:

The Sweeney Sports Group recently completed an extensive national research project aimed at determining the mood of not only Baseball fans, but general sports fans as well towards a new national Baseball league. The findings were very promising in terms of interest and enthusiasm for the establishment of a new league in Australia. On the back of this research, the ABF continues to work in close collaboration with MLB on the business development planning process. The re-establishment of a national league is a high priority for all of the sport's stakeholders and its potential impact in areas such as participation, profile and business development cannot be underestimated.

Service Delivery to Members:

Under the direction of the ABF's Board, the ABF continues its endeavours to improve the quality of services available to members. Although we well understand that we have a long way to go, the progress and increase in the ABF's servicing capacity has shown dramatic improvement in the quadrennium just gone.

Olympic Qualification and High Performance:

The IBAF did not waste time eliminating Oceania's direct qualification passage to the Olympics following Australia's historic Silver medal win in Athens. Without going into detail, the new road to Beijing will be more difficult than the previous qualification pathway for Australia. That we continue to improve and develop world's best athletes and coaches in the future will be vital simply to get to Beijing, let alone a repeat Olympic medal. AIS inclusion and the successful implementation of the AIS program are crucial in our quest for on-going success at international level.

Summary

In summary, the four pillars of Baseball's future over the 2005 to 2009 quadrennium include:

- (1) all of sport business development in support of grass roots game development;
- (2) the formation of a new national league;
- (3) improved service delivery for members; and
- (4) continued improvement in the high performance and player / coach development areas.

Significantly, none of the above can be achieved without cooperation and collaboration of the entire sport of Baseball from bottom to top. We look forward to kicking some major goals with the help and cooperation of all stakeholders.

Acknowledgements

A special thanks to Head Office staff members: Michelle Anderson, Sue Clarke, Brett Pickett, Geoff Robertson, Jennifer Stockman and Peter Wood for the hard and dedicated work efforts this year.



Thanks also to the Directors of the ABF who bring unique and professional expertise to Baseball; professional expertise the sport could not afford to engage were they not voluntarily committed.



Don Knapp
Acting Chief Executive Officer



FINANCIAL REPORT

In accordance with a resolution of the Board of Directors, the Directors present their Financial Report of the Australian Baseball Federation for the year ended 30 June 2004 and the state of the ABF's financial affairs as at that date.

Directors

The following persons were Directors of the ABF during the whole of the financial year:

Ron Finlay
Geoff Pearce
Colin Pitt
Murray Westphal
Deborah Healey
Katie Bickford
Chris White

Director	Position	Meetings Eligible to Attend	Meetings Attended
Ron Finlay	Director / President	3	3
Geoff Pearce	Director / Vice President	3	3
Colin Pitt	Director	3	3
Murray Westphal	Director	3	3
Deborah Healey	Director	3	3
Katie Bickford	Director	3	3
Chris White	Director / Chief Executive Officer	3	3

Principal Mission and Activities

The general activities of the ABF are set out throughout this Annual Report and there were no significant changes from the principal mission:

“to provide national leadership and a national framework for harnessing the energies of the many baseball people and organisations throughout Australia with the aim of building the business of baseball for the benefit of all”

Corporate Governance Statement

The Directors are responsible for the implementation of sound strategies and actions for the development of controls over the ABF's resources, functions and assets.

The main practices, in terms of corporate governance, in place during the financial year were:

- ☞ an independent Board;
- ☞ Directors with appointed portfolio responsibilities;
- ☞ an ABF Council of State / Territory Presidents;
- ☞ Board committees, including:
 - Finance committee;
 - High Performance committee;
 - Tournament Management committee;
 - Baseball Facilities committee;
 - Baseball Heritage committee;
 - Sports Development committee; and
 - Provincial committee.



Directors were assigned portfolio responsibilities as follows:

Ron Finlay – Olympics, International Relations (Oceania, Major League Baseball, International Baseball Federation), Member Liaison, Baseball Heritage.

Geoff Pearce – High Performance, Baseball Operations (including events and tournaments), Licensing and Merchandising, assistance with International Relations.

Colin Pitt – Finance, Tournament Management committee, Provincials.

Deborah Healey – Legal, Administrative and Appeals.

Katie Bickford – Business Development, Marketing and Sponsorship.

Murray Westphal – IT and Communications.

Chris White – Finance, Administration, Facilities, Stakeholder Management, Strategic Plan.

Financial Overview

The key financial strategies of the ABF over the last financial year have been to:

- maintain a moderate surplus;
- establish a sound investment mechanism for investment funds;
- make funds available for members through an "Investing in Baseball" program;
- ensure cash flow is managed positively by receiving income within agreed timeframes; and
- continue to differentiate income base of the ABF.

Trading Results

The consolidated surplus of the ABF for the year ended 30 June 2004 was \$2,782.00.

The consolidated deficit of the Major League Baseball Australian Academy Program for the year ended 30 June 2004 was (\$57,693) which brings members' equity for the MLBAAP to \$35,112.

State of Affairs

There have been some significant changes in the state of affairs of the ABF during the financial year which were:

- (1) the disaffiliation of the NSW Junior Baseball League by NSW Baseball League which had the effect of reducing individual membership numbers by approximately 7,000 members. Across all states, player numbers have dropped by 8,800; and
- (2) MLB development officer funding sponsorship to the ABF was withdrawn.

Matters Subsequent to the End of the Financial Year

There have been no significant changes in the state of affairs of the ABF since year end, other than the ABF's Board agreeing to grant a loan to NSW Baseball League and Baseball WA on normal commercial terms.

Directors' Benefits

No Director has received, or become entitled to receive, a benefit by reason of a contract with the ABF.

The Chief Executive Officer, who is also a Director, receives a salary from the ABF (but not a Director's fee).



Likely Developments

Since 30 June 2004, the ABF has:

- (1) appointed IEA as its broker for the ABF's National Insurance Program;
- (2) advanced NSW Baseball League \$90,000 as a loan on commercial terms, with a further \$30,000 payable;
- (3) advanced Baseball WA \$55,000 as a loan to assist completion of stage one of Baseball park; and
- (4) made a submission to the Australian Sports Commission for the granting of Australian Institute of Sports status for the ABF's youth program.

Officers' Indemnities and Insurance

During the financial year the ABF entered into an insurance contract which serves to indemnify Directors and Staff for costs incurred by them in defending legal proceedings arising out of the performance of their normal duties as Directors and staff officers.

Board Report for the Year Ended 30 June 2004

Your Board members submit the financial accounts of the ABF for the financial year ended 30 June 2004.

Board Members

A list of Board members at the date of this report are:

Ron Finlay – President
Geoff Pearce – Vice President
Don Knapp – Chief Executive Officer (Acting)
Colin Pitt – Director
Murray Westphal – Director
Deborah Healey – Director
Katie Bickford – Director

Principle Activity

The principle activity of the ABF during the financial year was the administration of Baseball.

Significant Changes

No significant changes in the nature of the above activity occurred during the year.

Operating Results

The surplus / (deficit) from ordinary activities amounted to:

	Year Ended 30 June 2004 \$	Year Ended Prev Year End \$
General	2,782.00	62,602.00
MLBAAP	(57,693.00)	(32,004.00)

Signed on 15 September 2004:

Ron Finlay – President

Colin Pitt – Director



Auditor's Report

Australian Baseball Federation Inc. Independent Audit Report to the Members

Scope

We have audited the financial statements of Australian Baseball Federation Inc, being the Statement by Members of the Committee, Statement of Financial Performance, Statement of Financial Position and Notes to Financial Statements for the financial year ended 30 June 2004. The Committee is responsible for the financial report. We have conducted an independent audit of the financial report in order to express an opinion on it to the members.

Our audit has been conducted in accordance with Australian Auditing Standards to provide reasonable assurance whether the financial report is free of material misstatement. Our procedures included examination, on a test basis, of evidence supporting the amounts and other disclosures in the financial report, and the evaluation of accounting policies and significant accounting estimates. These procedures have been undertaken to form an opinion whether, in all material respects, the financial report is presented fairly in accordance with Accounting Standards and other mandatory professional reporting requirements so as to present a view which is consistent with our understanding of the association's financial position and performance as represented by the results of its operations.

The audit opinion expressed in this report has been formed on the above basis.

Audit opinion

In our opinion, the financial report presents fairly, in accordance with applicable Accounting Standards and other mandatory professional reporting requirements, the financial position of Australian Baseball Federation Inc as at 30 June 2004 and the results of its operations and its cash flows for the year then ended.

Signed on : 31 August 2004

A handwritten signature in black ink, appearing to read 'Russell J Trevorrow', written over a horizontal line.

Russell J Trevorrow

JMR Group
Chartered Accountants and Company Auditors
PO Box 4055. Robina Town Centre. Qld. 4230.



Financial Statements

Income and Expenditure Statement for the Year Ended 30 June 2004

2003		2004 \$ Dr	2004 \$ Cr
	<u>MLBAAP Income</u>		
200,000	ABF Sponsorship		200,000.00
8,345	Player Levy		9,864.01
4,538	Bank Interest		3,125.98
355,949	MLB Sponsorship		309,212.13
10,502	MLB Clubs		51,897.62
19,639	Oceania Contributions		3,985.00
<u>598,973</u>			<u>578,084.74</u>
	<u>MLBAAP Expenses</u>		
268,996	Accom/meals – players	268,588	
49,691	Accom/meals – staff	41,553	
4,108	ACE Coordinator	5,500	
5,079	Admin/office expenditures	6,268	
29,761	Airfares – domestic	32,449	
5,489	Airfares – International MLB Staff	12,058	
8,822	Balls/Rawlings	5,472	
6,997	Batts Baum	4,091	
20,935	Coaching staff	33,386	
47,762	Coaching staff MLB	47,423	
8,887	Computer/video hire	9,237	
5,148	Facility hire	20,770	
3,963	Field & baseball equipment	1,294	
8,316	Field maintenance	567	
1,159	Freight/shipping/duty	1,602	
2,811	Functions & meetings	3,736	
3,248	Game Day expenditures	2,800	
10,971	Ground transport	10,085	
9,210	Laundry	8,461	
310	Motor coach transport		
50,950	Program management	37,950	
37,749	SS/SM trainers	33,628	
3,858	Supplies & misc. expenditures	4,795	
4,773	TAFE courses	5,000	
11,340	Training gear	12,091	
7,800	Tutorial support	11,000	
12,844	Uniforms	15,974	
<u>630,977</u>		<u>635,778</u>	
<u>-32,004</u>	MLBAAP Surplus / (Deficit) for the Year	<u>-57,693</u>	

The accompanying notes form part of these financial statements.



**Income and Expenditure Statement
for the Year Ended 30 June 2004**

2003		2004 \$ Dr	2004 \$ Cr
<u>ABF Income</u>			
Australian Sports Commission Grants			
135,000	ASC grant – Development		135,000
1,190,000	ASC grant – High Performance		1,190,000
	ASC grant – Play Ball		75,000
	ASC grant – Umpire Scholarship		15,001
	ASC grant – Athens Olympics		16,000
1,325,000			1,431,001
Other Grants			
87,000	AOC International grant		72,500
87,000			72,500
Sponsorships			
26,000	Boronia		23,000
47,892	Claxton Shield – including gate takings		83,050
29,197	Major League Baseball		
30,000	Mizuno		15,009
133,089			121,059
Member Fees			
35,300	Affiliation fees/championship levy		34,100
1,145	Coaches accreditation		3,509
472,054	National registration/insurance fees	Note 15	600,505
147,198	Player contributions		101,257
1,727	Scorers workshop		
	Scorers accreditation		900
10,431	Umpires accreditation		7,737
	Umpires school levy		12,627
	Coaching course levy		10,455
	Development conference levy		4,750
667,856			775,840
Other Income			
4,958	Sales of baseball equipment		1,816
7,005	Interest earned		6,497
38,001	Investment income		60,502
34,000	Academy salary support		16,000
15,000	NSWBL administrator funding		30,000
11,468	Player signing fees		12,854
2,028	Profit on sale of assets		220
13,888	Rental recoveries		
13,524	Revenue Olympic Park – Blacktown		16,582
8,954	Rule books, manuals, CD's, score books		20,152
5,813	Salary subsidy ITC		15,500
9,125	Sales uniforms/shirts		6,574
2,727	Sanction fees & sundry income		2,600
	Sundry income		1,707
166,491			191,004
2,379,436	Total General Income		2,591,404

The accompanying notes form part of these financial statements.



**Income and Expenditure Statement
for the Year Ended 30 June 2004**

2003		2004 \$ Dr	2004 \$ Cr
<u>ABF Expenses</u>			
High Performance			
95,515	AAA program	89,527	
105,157	AA program	75,732	
20,933	Cal Ripken program	27,099	
81,167	Elite coaches	78,464	
283,551	ITC program	298,153	
5,062	Meetings – general	11,823	
30,000	Mizuno – equipment	15,009	
200,000	MLB Academy	200,000	
8,213	National championships/selections	9,359	
130,254	Senior team program	168,454	
	Athens Olympics preparation (see ASC grant)	10,048	
18,874	Equipment	25,213	
10,833	Sports science / sports medicine	12,380	
70,555	Women's team	48,105	
1,060,113		1,069,366	
Development & Resources			
1,740	Play Ball program (see ASC grant)	76,859	
124,055	Claxton Shield	151,793	
2,033	Coaching	13,377	
3,605	Development manager – travel	4,213	
215	Development officer – conference		
1,044	Sundry development & resources	4,272	
132,692		250,515	
Umpire Development			
4,633	National championship costs	5,017	
1,494	Production – manuals		
5,530	Production – score books	9,470	
7,536	Purchase umpire/instructor uniforms	7,718	
4,102	Seminar costs	845	
	Umpire school	13,233	
6,896	Umpire directorate meetings		
	Umpire scholarship – ASC	15,001	
8,154	USA umpire school – airfares	6,111	
38,346		57,395	
Committees / Workshops			
	Development officer workshop	12,586	
11,927	Executive officer workshop	7,299	
2,783	Heritage committee	4,924	
	National business development workshop	9,764	
7,825	Scorers workshop	1,784	
11,676	Tournament management committee	11,485	
34,211		47,842	

The accompanying notes form part of these financial statements.



**Income and Expenditure Statement
for the Year Ended 30 June 2004**

2003		2004 \$ Dr	2004 \$ Cr
	Administration		
5,128	Accounting & audit fees	Note 14	5,059
6,305	Annual general meetings		5,761
2,551	Bank fees & charges		3,792
12,000	Board fees & expenses		12,000
12,720	Board meetings		8,776
12,000	Boronia – sponsor rebates		11,000
7,258	Ground transport		7,402
5,736	Council & workshop		5,806
16,383	Depreciation		18,679
1,145	Depreciation – minor assets		530
8,297	Financing charges		271
213,598	Insurance – national		293,058
4,123	Insurance – contents Short Street		4,898
6,898	Lease/rental equipment		7,808
2,473	Legal fees		1,138
	Marketing & research		3,800
15,000	NSWBL administrator fee		30,000
1,028	Rates		
635	Sponsor service costs		1,092
926	Subscriptions		787
20,165	Travel/accommodation – domestic	Note 16	1,677
1,628	Travel/accommodation – international		1,113
355,996			424,448
	Office Costs		
4,099	Cleaning		2,527
5,549	Computer systems maintenance		5,020
8,645	Computer system rental		11,145
12,905	Computer website hosting		35,097
2,632	Light & power		1,950
3,042	Photocopier/printer supplies		2,886
9,189	Postage, freight, couriers		5,426
7,127	Printing & stationery		10,181
42,207	Rent – Queensland		43,562
2,856	Replacements (tools, etc)		2,226
3,705	Storage		3,966
17,894	Telephone & fax – general		14,177
6,219	Telephone – mobiles		5,402
	Telephone system – rental		562
126,068			144,127

The accompanying notes form part of these financial statements.



**Income and Expenditure Statement
for the Year Ended 30 June 2004**

2003		2004 \$ Dr	2004 \$ Cr
	Staffing Costs		
8,690	Fringe benefits tax	12,658	
5,918	Provision for annual leave	6,899	
12,515	Provision for long service leave	2,357	
443,660	Salaries & consultants	434,448	
7,336	Staff amenities recruit training	11,172	
47,620	Superannuation	59,401	
5,668	Workers comp insurance	7,491	
<u>531,407</u>		<u>534,426</u>	
<u>2,278,833</u>	Total General Expenses	<u>2,528,119</u>	
<u>100,603</u>	General Surplus / (Deficit) for the Year	<u>63,285</u>	
-38,001	Less: Transfer to reserve	-60,502	
<u>62,602</u>		<u>2,783</u>	
-32,004	MLBAAP Surplus / (Deficit) for the Year	-57,693	
<u>30,598</u>	Combined Surplus / (Deficit) for the Year	<u>-54,910</u>	

The accompanying notes form part of these financial statements.



**Statement of Financial Position
as at 30 June 2004**

2003		Note	2004
	Current Assets		
1,653,991	Cash assets	2	1,399,000
105,430	Receivables	3	218,282
228,656	Other	4	380,173
1,988,076	Total Current Assets		1,997,454
	Non Current Assets		
49,246	Property, plant and equipment	5	43,616
6,298	Intangible assets	6	21,688
55,544	Total Non Current Assets		65,303
2,043,620	Total Assets		2,062,758
	Current Liabilities		
59,176	Payables	7	150,687
20,981	Current tax liabilities	9	33,327
344,179	Other	11	315,054
424,336	Total Current Liabilities		499,068
	Non Current Liabilities		
4,301	Interest bearing liabilities	8	2,360
31,982	Provisions	10	41,238
36,283	Total Non Current Liabilities		43,598
460,619	Total Liabilities		542,665
1,583,002	Net Assets		1,520,092
	Equity		
686,550	Reserves	12	678,551
896,452	Retained profits	13	841,541
1,583,002	Total Members' Funds		1,520,092

The accompanying notes form part of these financial statements.



Notes to Financial Statements for the Year Ended 30 June 2004

NOTE 1: STATEMENT OF ACCOUNTING POLICIES

This financial report is a special purpose financial report prepared in order to satisfy the financial report preparation requirements of the Incorporated Associations Act. The Directors have determined that the Association is not a reporting entity.

The financial report has been prepared in accordance with the requirements of the Incorporated Associations Act and the following applicable Accounting Standards and Urgent Issues Group Consensus Views:

AASB 1002:	Events Occurring After Reporting Date
AASB 1008:	Leases
AASB 1018:	Statement of Financial Performance
AASB 1025:	Application of the Reporting Entity Concept and Other Amendments
AASB 1031:	Materiality
AASB 1034:	Financial Report Presentation and Disclosures
AASB 1040:	Statement of Financial Position
UIG Abstract 35:	Disclosure of Contingent Liabilities

No other Australian Accounting Standards, Urgent Issues Group Consensus Views or other authoritative pronouncements of the Australian Accounting Standards Board have been applied.

The financial report has been prepared on an accruals basis and is based on historic costs and does not take into account changing money values, or, except where specifically stated, current valuations of non current assets.

The following material accounting policies, which are consistent with the previous period, unless otherwise stated, have been adopted in the preparation of this financial report.

(a) Property, Plant and Equipment:

Property, plant and equipment are carried at cost or fair value, less, where applicable, any accumulated depreciation.

Freehold land and buildings are measured on the fair value basis, being the amount for which an asset could be exchanged between knowledgeable willing parties in an arm's-length transaction.

Plant and equipment are measured on the cost basis.

All assets, excluding freehold land, are depreciated on a straight line basis over their useful lives to the Company.

(b) Leases – Hire Purchase:

Leases of fixed assets, where substantially all the risks and benefits incidental to the ownership of the asset but not the legal ownership, are transferred to the entity, are classified as financial leases.

Finance leases are capitalised recording an asset and a liability equal to the present value of the minimum lease payments, including any guaranteed residual values.

Leased assets are amortised on a straight line basis over their useful lives where it is likely that the entity will obtain ownership of the asset or over the term of the lease. Lease payments are allocated between the reduction of the lease liability and the lease interest expense for the period.



(c) Depreciation:

The depreciable amount of all fixed assets are depreciated over the useful lives of the assets to the Association commencing from the time the asset is held ready for use.

Leasehold improvements are amortised over the shorter of either the unexpired period of the lease or the estimated useful lives of the improvements.

The depreciation rates used for each class of depreciable asset are:

<u>Class of Asset</u>	<u>Depreciation Rate %</u>
Office furniture	20%
Office equipment	40%
Computing equipment	40%
Website development	40%

NOTE 2: CASH ASSETS

	2004	2003
Bank Accounts:		
National Bank cheque account	877	186,147
Westpac Bank Queensland	85,305	155,638
Business investment (on call)	48,757	77,891
Term deposits	1,263,761	1,233,516
Other Cash Items:		
Petty cash	299	799
	1,399,000	1,653,991

NOTE 3: RECEIVABLES

	2004	2003
Current:		
Trade debtors	218,282	105,429
	218,282	105,429

NOTE 4: OTHER ASSETS

	2004	2003
Current:		
Prepayments	372,714	200,322
Accrued income	7,458	28,334
	380,173	228,656



NOTE 5: PROPERTY, PLANT AND EQUIPMENT

	2004	2003
Leasehold Improvements:		
At cost	48,372	46,872
Less: Accumulated depreciation	(22,570)	(16,151)
	<u>22,802</u>	<u>30,721</u>
Leased Plant and Equipment:		
At cost	29,767	24,555
Less: Accumulated amortisation	(19,108)	(14,109)
	<u>10,659</u>	<u>10,446</u>
Other Plant and Equipment:		
At cost	28,697	26,355
Less: Accumulated depreciation	(21,542)	(18,275)
	<u>7,155</u>	<u>8,080</u>
	<u>43,616</u>	<u>49,246</u>

NOTE 6: INTANGIBLE ASSETS

	2004	2003
Patents and Trademarks:		
At cost	6,298	6,298
Less: Accumulated amortisation		
	<u>6,298</u>	<u>6,298</u>
Other Intangibles:		
At cost	19,115	
Less: Accumulated amortisation	(3,725)	
	<u>15,390</u>	
	<u>21,688</u>	<u>6,298</u>

NOTE 7: PAYABLES

	2004	2003
Unsecured:		
Trade creditors	150,687	59,176
	<u>150,687</u>	<u>59,176</u>

NOTE 8: INTEREST BEARING LIABILITIES

	2004	2003
Non Current		
Unsecured:		
Hire purchase liabilities	2,770	5,203
Less: Unexpired hire charges	(410)	(902)
	<u>2,360</u>	<u>4,301</u>

**NOTE 9: TAX LIABILITIES**

	2004	2003
Current		
GST clearing	24,460	12,347
Provision for FBT	201	201
Amounts withheld from salary and wages	8,666	8,433
	33,327	20,981

NOTE 10: PROVISIONS

	2004	2003
Non Current		
Provision for accrued annual leave	20,592	13,693
Provision for long service leave	20,646	18,289
	41,238	31,982

There were nine employees at the end of the year:

C White	D Knapp	M Anderson
S Clarke	P Wood	B Pickett
J Stockman	D Shanahan	G Robertson

NOTE 11: OTHER LIABILITIES

	2004	2003
Current		
Advance payments	315,054	344,179
	315,054	344,179

NOTE 12: RESERVES

	2004	2003
Opening capital profits reserve	719,711	719,711
Plus: Investment income	98,503	38,001
Less: Funds paid to States	(139,662)	(71,162)
	678,552	686,550

NOTE 13: MEMBERS' EQUITY

	2004	2003
Members' equity brought forward – prior 2002	717,081	717,081
General appropriation account (post 2002)	89,349	86,566
MLBAAP appropriation account (post 2002)	35,111	92,805
	841,541	896,452



NOTE 14: AUDITORS' REMUNERATION

	2004	2003
Remuneration of the auditor for the company for		
Auditing or reviewing the financial report	5,059	5,128
Other services		
	5,059	5,128

NOTE 15: NATIONAL REGISTRATION / INSURANCE FEES

	2004	2003
Carried forward from winter 2003	110,000	
Player capitation	124,829	
Player insurance	365,676	
	600,505	472,054

NOTE 16: TRAVEL / ACCOMMODATION - DOMESTIC

	2004	2003
Travel / accommodation – domestic	17,551	20,165
Less: Ansett credit held	(15,874)	
	1,677	20,165



Sue Clarke
Business Manager



Colin Pitt
Director



DEVELOPMENT REPORT

Participation Growth

Play Ball has once again underpinned our efforts in recruiting new players to the sport.

Development staff in all States built upon the knowledge gained from the first year to put up increased numbers despite the challenges of working with decidedly less money. The Program has been a great success for Baseball so far and we look forward to being able to deliver similar benefits in the year ahead.

Coaching

The implementation of **new resources** and **course presenting and assessment methods** has met with great success to date.

We have experienced an up-swing in accreditation numbers through the concerted efforts of the Development staff in course delivery, aided and abetted, in my opinion, by a more consistent approach to the education of our members regarding its relevance and value.

Course materials, despite being relatively new, continue to undergo amendments and modifications in an effort to stay abreast of best practices and this will continue to be the case for the foreseeable future.

The **Level 2 Coaching Course** was again a resounding success with interest and enthusiasm at an all time high, fanned by the prospects of current and former major leaguers being part of the instructional staff. My appreciation goes to all those who participated and also the High Performance staff for their support throughout what is one of their most busy periods.

New developments in the past year have been the advent of a **Coach Education Grant Scheme** (CEGS) and the introduction of a pilot **Elite Player Accreditation Courses** (EPACS).

CEGS is an initiative that encourages more coaches to undergo accreditation courses through provision of a rebate. The take-up rate has been encouraging and better results can be expected through the exposure that only time will bring.

EPACS will run in Queensland in the month of this report with hopes that it will be the forerunner to many such courses across all States. Its aims are to streamline the entry of past elite players into the accreditation framework without compromising the integrity of the education on offer. Importantly, participants will go through the course in the company of their peers. The outcomes of this pilot will be made known in the months ahead.

Club Development

The total number of clubs in our **Leadoff Program** is now 102, a 100% increase from the previous year's report. The growth has come about from two sources: firstly a greater awareness of the brand and secondly a more concerted effort in face to face promotion.

The Program will continue to evolve as we seek a 'next step' approach now that members have taken their initial foray into a structured club management improvement process. The need for a sound, effective tool in this field has never been greater, as retention now looms as being the most ominous challenge we face. For those sports lucky enough to have families as their members already, it seems that the options for parents are many and the chances to impress few. In short, there are no second chances, so our approach will be to arm our clubs with the tools to recruit well and back it up by providing a safe and well organised, enjoyable environment.



Communication

Greater efforts have been made in recent months to go out and **meet the people**. At the time of writing, I have attended no less than six public workshops where clubs were afforded the opportunity to make their challenges and successes known and this has been a valuable information gathering exercise. It has also brought home to me the importance of connecting with our members as a means to bridging the perceived divide. A lot has been gained through these interactive style meetings and I will continue to pursue opportunities for the ABF to be represented in these forums.

Obviously we have also been able to achieve much through the launch of our new **website** platform and the on-line **database** system inherent to it. This will be an important asset for us in the years ahead. Jennifer and I will be more actively promoting this side of our business through workshops in each State throughout the coming year.

Access and Equity

Pleasingly, **women's baseball** has continued to grow and despite not reaching the heady heights of previous performances, our senior team put in sound top-four performances on the international stage this year.

Signs for growth within the club system are encouraging as well with good networks developing and coaching knowledge expanding within their ranks.

Narelle Gosstray (NSW) was this year's recipient of the **Women's Level 2 Coaching Scholarship**. She performed outstandingly on course, as did the former scholarship holder, Samantha Hamilton. This once again reinforced our resolve to continue this support of the women's movement.

We have been fortunate to be included in an important funding pool from the Australian Sports Commission for disability education and integration through **Project CONNECT**. This will allow us to remove barriers to participation for people with a disability, a step vital to the future growth of our sport. All States will have access to funding through an application process, not dissimilar in construct to that of Play Ball. Funding support from the Australian Sports Commission will run for two years but the benefits will be seen by many.

From a membership perspective, the integration of **Masters Events** participants into a membership class has been facilitated through the release of our new Masters Policy. This marks another important step forward in our efforts to bring all participants into a common framework. Being a member means more than wearing a badge; it means increased support for programs that bring benefits to all members, such as the Licensing and Merchandising Agreement. The more we stand under one umbrella, the more we collectively stand to gain.

In terms of unifying the sport as a whole, other challenges still exist of course (think TBAWA and the trials and tribulations still in motion in New South Wales) but overall, progress is being made.

Summary

The two greatest challenges we face in this portfolio are both to do with retention. The first, as we mentioned previously, is the retention of members in clubs and the second equally perplexing challenge is in the retention of development staff in State associations. I feel that too often we discount the efforts and skill levels of these individuals and fail in providing them with the support and career path that they deserve. This past year has seen four experienced staff leave the sport, a loss that we can ill afford, out of a total staff of 11. This alarming attrition rate should be the subject of much discussion in the year ahead and our priorities should include strategies to address this.

On a brighter note, much has been achieved and this coupled together with the increased profile that a Silver medal brings makes for a very optimistic outlook for the year ahead.



Acknowledgements

Major League Baseball continued their excellent support of the Development portfolio across a range of programs this year and their contribution to the growth of our sport is once again gratefully acknowledged.

The **Australian Sports Commission** has also been a vital source of support through their funding programs and administrative aid initiatives. Their level of investment in Australian Baseball is a much valued and appreciated resource.



Peter Wood
National Development Manager



UMPIRE & TECHNICAL REPORT

Tournament Management Committee

The Tournament Management Committee revisited the major review of the National Youth Championships conducted in 2002 and 2003.

It is felt that the recommendations adopted by the Board were successful during the 2004 Championships and that they should again be adopted for the 2005 Championships with a further review by the TMC following those Championships.

In line with Board policy, a memorandum inviting submissions to host the 2006 and 2007 "AAA" and "AA" National Youth Championships has been sent to all State Presidents and Executive Officers.

Umpire Development

Recruitment, Development and Training

There were a number of seminars aimed at the basic training of umpires conducted around the country by State umpiring bodies. There has been an increase in the number of accredited umpires both in new recruits and many returning to the ranks.

The ABF's Harassment of Officials Policy, while not having complete acceptance and adoption, has led to a better relationship between umpires and clubs and must take some credit for the retention of umpires.

There have been many Orientation to Umpiring courses conducted which are aimed at club umpires and parents who umpire juniors. There have been about twelve umpires who have attended these courses and have gone to the next step in gaining a higher level of accreditation and joined the various State umpire associations and will umpire full time.

Academy Program

This saw the successful integration of the Umpire Development Program into the Major League Baseball Australian Academy Program. Fourteen umpires were identified to attend an intensive training program over the course of the Academy. These umpires were recognised as having the potential to officiate at national level. The Program ran extremely well and should be included in the Academy next year.

Professional Umpire School

Again two umpires were recognised under the Fast Track Program and attended the Jim Evans Academy for Professional Umpires in Florida, USA. Both acquitted themselves very well and were offered the next step in attending further training under the Professional Baseball Umpires Corporation training scheme. As a consequence we now have three umpires with contracts to umpire in professional baseball in 2005, with one of them already in the Pioneer League. Negotiations are also underway in placing Australian umpires in independent leagues in the US.

International Appointments

- Olympic Games – Neil Poulton
- Olympic Qualifier – Iain Rouse and Paul Hyham
- AAA World Championship, Taiwan – Paul Hyham

World Children's Baseball Fair

Again we were delighted to be invited to this prestigious event. The five children and chaperone who attended again proved great ambassadors for Australia and Australian Baseball.



Australian Provincial Championship

These were ably hosted by the Mt Gambier Baseball League in what was a closely contested tournament. Final placings were:

- First - Victorian Provincial
- Second - Country Baseball NSW
- Third - ACT
- Fourth - Queensland
- Fifth - Northern Territory
- Sixth - South Australia

Australian National Women's Championship

As a first, this Championship was played in a regional centre, Tamworth New South Wales. Again the quality of play improves each Championship with the final placings being:

- First - Victoria
- Second - New South Wales
- Third - Victorian Provincial
- Fourth - Western Australia
- Fifth - Country Baseball NSW
- Sixth - Queensland
- Seventh - South Australia



Geoff Robertson
Umpire & Technical Manager



BASEBALL OPERATIONS & HIGH PERFORMANCE REPORT

Australian Sports Commission

Throughout 2003 / 2004 the ABF worked closely with the Australian Sports Commission, through sports consultant Martin Roberts in the following areas:

- Elite sport planning for the 2005 to 2009 quadrennium.
- A submission for inclusion into the Australian Institute of Sports program for the 2005 to 2009 quadrennium.
- The TPGP program.
- The development of a member protection policy.
- A Project CONNECT grant submission – successful.
- An umpire training scholarship grant submission – successful.

Successful grant applications in several areas increased overall ASC funding levels to the ABF in 2003 / 2004.

The ABF has acquitted all funding grants against program expenditure for 2003 / 2004 and has contractually entered into the 2004 / 2005 Funding Service Level Agreement with the ASC.

The ABF expects to receive further information about any progress of the Australian Institute of Sports program submission after the Federal election in October; perhaps some time in early November 2004.

The ABF would like to thank Martin Roberts for a supportive and proactive style in the facilitation of Baseball's good relationship with the ASC.

Australian Olympic Committee

The Australian Olympic Committee (AOC) has again completed a totally efficient sports administration job in support of the Baseball section during both the lead up and during the Athens 2004 Olympic Games.

Thanks to all AOC staff for their efforts in support of the team and, in particular, Craig Phillips, Anne Vanden Hogen and Peter Brockington. The AOC is arguably one of the most effective national Olympic Committees in the world and this factor converts to medals.

The ABF received and acquitted its international funding grant from the AOC for 2003 / 2004 and all benefits provided to Olympic athletes by the AOC have been received. We thank the AOC for their on-going support of Olympic Baseball.

State Sports Institutes

After a year whereby the ABF attended all State sports institutes reviews and management committee meetings, thereby incurring a heavy travel schedule, it is with pleasure to report that we have been informed that all six of the current National Training Centres' baseball training programs have been approved to operate through the 2005 to 2009 quadrennium. This is a pleasing result for Baseball and illustrates the stability that is now instilled into the national high performance scheme.

Through the combined management and resource efforts of State and Territory associations, State Sports Institutes and the ABF, the National Training Centre(s) network has grown to a \$600,000 per annum national program and underpins the very successful MLB Australian Academy Program.

Thanks to all program partners and coaches, including:

- 👉 Queensland Academy of Sport and Peter Gahan
- 👉 New South Wales Institute of Sport and Andre Desjardins
- 👉 ACT Academy of Sport and Damian Shanahan
- 👉 South Australian Sports Institute and Warwick Marks
- 👉 Victoria Institute of Sport and Matthew Sheldon-Collins
- 👉 Western Australian Institute of Sports and Don Kyle



and:

- 👉 Baseball Queensland
- 👉 NSW Baseball League
- 👉 ACT Baseball Association
- 👉 SA Baseball League
- 👉 Baseball Victoria
- 👉 Baseball WA

We are currently working on a submission for inclusion into the Northern Territory Institute of Sports in collaboration with Baseball NT Inc for the 2005 to 2009 quadrennium.

Major League Baseball

The ABF and Major League Baseball / MLB International continue to work collaboratively at both the elite and grass roots development ends of game development. Major joint projects in train currently include:

- 👉 business development planning in respect to the possibility of creating a new national competition;
- 👉 TPGP;
- 👉 event staging;
- 👉 training with the pros clinics; and
- 👉 MLBAAP.

MLB is a major sponsor and development partner of Baseball in Australia.

The ABF would like to thank MLB's Vice President of Baseball Operations, Sandy Alderson for his on-going support of the MLBAAP. It looks as if this program has the support of MLB for another three years through to at least 2006 and possibly through 2007.

In respect to MLB International, thank you for the continued support and assistance of Paul Archey, Jim Small and Tom Nicholson.

Major League Baseball Australian Academy Program

The Major League Baseball Australian Academy Program (MLBAAP) is a program supported and funded by the MLB Office of the Commissioner, MLB International, the ABF, the Australian Sports Commission and the various State sports institute programs.

This highly successful intensive training and competition program continues to be the benchmark for development programs around the world. Now in its fourth year of operation, the Academy is now also being utilised to increase numbers of elite coaches and high level umpires in the country.

For the first time, an umpire development scheme was implemented during the Academy that served to improve the umpires' practical and theoretical skills. It was a very successful initiative and as such plans are in place to make it a permanent fixture on the umpires' development calendar.

The 2004 coaching staff were also easily the most experienced and knowledgeable ever assembled in this country. Joining our national Olympic coaches and our State institute coaches were former major league players Graeme Lloyd, Pat Kelly, Mark Hutton and Luke Prokopec. Former major league star Chilli Davis also returned for his second year of coaching.

The major organisational constructs of the Academy program are as follows:

- 👉 A Management Committee consists of Mark Peters (Chair and Executive Director of the Australian Sports Commission), Don Knapp (Director of Operations and Acting Chief Executive Officer of the ABF) and Tom Nicholson (Director, Major League Baseball International – Australia).
- 👉 The programs management staff consists of Neil Barrowcliff (Program Manager), Alan Weir (Operations Manager) and Brett Pickett (ABF National Programs Manager).
- 👉 The programs support staff consists of Lydia Najlepszy (Ace Coordinator), Bruce Rawson (Sports Medicine Coordinator), Dr Phil Jauncey (Psychologist), John Roebig (Pastoral Care) and Tony Wilson (Strength and Conditioning).



- ♣ The program was conducted at the Palm Meadows Baseball Complex from 10 June to 1 August 2004.
- ♣ The athlete cohort consisted of 85 players (including 21 professional player assignments and six Oceania placements). There was a higher concentration of AAA players this year due to it being a AAA World Championship year.
- ♣ The program continues to deliver three basic disciplines focusing equally on each of the areas. The disciplines include: on field training and competition; sports science; and education and career support.

With the on-going support of MLB and the ASC, this program will continue to be a world leader in player development, producing players for both national teams and the professional baseball system.

NATIONAL SENIOR PROGRAM

2004 ATHENS OLYMPIC GAMES

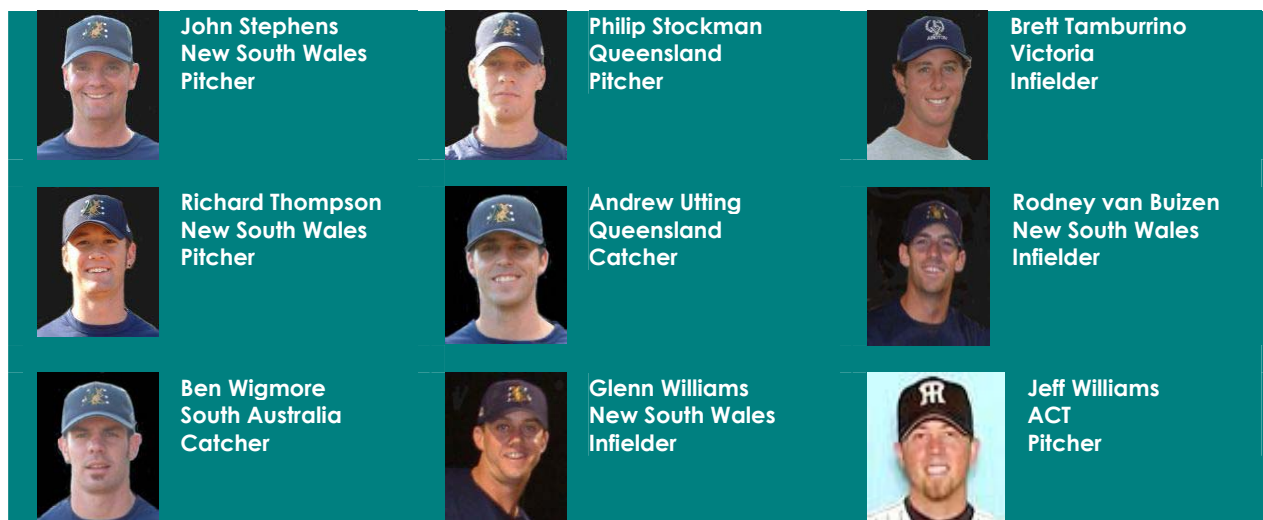
It goes without saying that the 2003 / 2004 year was the most successful ever for our national senior team. The team surprised the international sporting world by winning a Silver medal at the 2004 Athens Olympic Games, defeating the highly touted Japanese team twice (once in the preliminary round and again in the semi-final game) along the way.

The feat caused major headlines around the world and has hopefully laid the foundation for a new era in Australian Baseball.

The Team & Staff

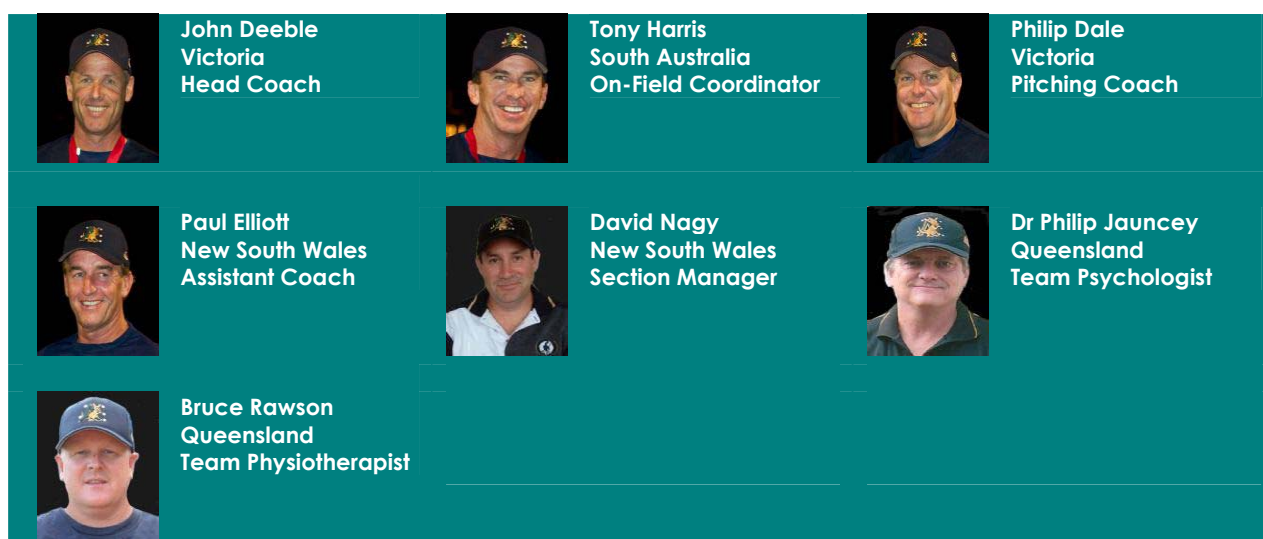
Members of the 2004 Australian Olympic Baseball team were:

	Craig Anderson New South Wales Pitcher		Thomas Brice South Australia Outfielder		Adrian Burnside South Australia Pitcher
	Gavin Fingleon New South Wales Infielder		Paul Gonzalez Queensland Outfielder		Nicholas Kimpton ACT Outfielder
	Brendan Kingman New South Wales Infielder		Craig Lewis New South Wales Infielder		Graeme Lloyd Victoria Pitcher
	David Nilsson Queensland Catcher		Trent Oeltjen New South Wales Outfielder		Wayne Ough Queensland Pitcher
	Christopher Oxspring Queensland Pitcher		Brett Roneberg Queensland Outfielder		Ryan Rowland-Smith New South Wales Pitcher



Trent Durrington and Justin Huber were originally selected for the team, however, they had to withdraw due to a Major League call up and injury respectively. They were replaced by Andy Utting and Ben Wigmore.

Team staff consisted of:



The Game Results

PRELIMINARIES					
Date	Time	Team	Score	Team	Score
15 Aug	10:30	CUBA	4	AUSTRALIA	1
16 Aug	10:30	AUSTRALIA	0	CHINESE TAIPEI	3
17 Aug	18:30	ITALY	0	AUSTRALIA	6
18 Aug	11:30	JAPAN	4	AUSTRALIA	9
19 August 2004 – REST DAY					
20 Aug	18:30	AUSTRALIA	11	GREECE	6
21 Aug	18:30	NETHERLANDS	2	AUSTRALIA	22
22 Aug	19:30	AUSTRALIA	0	CANADA	11
23 August 2004 - REST DAY					
FINALS					
24 Aug	11:30	JAPAN	0	AUSTRALIA	1
25 Aug	18:30	AUSTRALIA	2	CUBA	6



The Team's Statistics

BATTING PLAYER	AVG	GP-GS	AB	R	H	2B	3B	HR	RBI	TB	SLG%	BB	HBP	SO	GDP	OB%
RONEBERG B	.394	9-9	33	5	13	1	0	3	7	23	.697	4	0	3	0	.459
WIGMORE B	.333	3-0	3	0	1	0	0	0	0	1	.333	0	0	1	0	.333
FINGLESON G	.324	9-9	34	7	11	0	0	1	7	14	.412	1	1	7	1	.361
WILLIAMS G	.297	9-9	37	6	11	2	0	1	3	16	.432	2	0	4	1	.333
NILSSON D	.296	8-8	27	6	8	1	0	1	3	12	.444	6	1	6	0	.441
UTTING A	.263	8-6	19	6	5	0	0	0	4	5	.263	5	0	5	0	.417
VAN BUIZEN R	.258	9-9	31	5	8	1	0	1	9	12	.387	1	0	6	0	.281
KINGMAN B	.222	9-8	27	4	6	1	0	1	6	10	.370	5	0	6	0	.344
LEWIS C	.211	7-5	19	3	4	0	0	0	0	4	.211	2	0	4	0	.286
BRICE T	.200	9-7	25	4	5	0	0	0	3	5	.200	1	1	4	0	.259
GONZALEZ P	.200	7-5	15	3	3	0	0	2	5	9	.600	0	0	6	0	.200
OELTJEN T	.143	5-2	7	0	1	0	0	0	0	1	.143	0	1	4	0	.250
TAMBURRINO B	.125	9-4	16	4	2	0	0	0	2	2	.125	4	0	3	0	.300
KIMPTON N	.000	4-0	2	0	0	0	0	0	0	0	.000	0	0	0	0	.000
THOMPSON R	.000	2-0	0	0	0	0	0	0	0	0	.000	0	0	0	0	.000
ROWLAND-SMITH R	.000	2-0	0	0	0	0	0	0	0	0	.000	0	0	0	0	.000
LLOYD G	.000	3-0	0	0	0	0	0	0	0	0	.000	0	0	0	0	.000
WILLIAMS J	.000	2-0	0	0	0	0	0	0	0	0	.000	0	0	0	0	.000
OUGH W	.000	2-0	0	0	0	0	0	0	0	0	.000	0	0	0	0	.000
STOCKMAN P	.000	2-0	0	0	0	0	0	0	0	0	.000	0	0	0	0	.000
ANDERSON C	.000	1-0	0	0	0	0	0	0	0	0	.000	0	0	0	0	.000
Totals	.264	9-9	295	53	78	6	0	10	49	114	.386	31	4	59	2	.342

PITCHING PLAYER	ERA	W-L	APP	GS	CG	SHO/CBO	SV	IP	H	R	ER	BB	SO
OXSPRING C	0.00	2-0	2	2	0	0/2	1	14.2	6	0	0	1	10
OUGH W	0.00	0-0	3	0	0	0/0	0	4.0	3	0	0	0	3
ROWLAND-SMITH R	1.23	2-0	4	0	0	0/1	0	7.1	6	1	1	5	5
WILLIAMS J	1.42	0-0	4	0	0	0/1	2	6.1	4	6	1	1	7
LEWIS C	2.70	1-0	2	0	0	0/0	0	3.1	3	1	1	1	2
THOMPSON R	2.70	0-0	2	0	0	0/0	0	3.1	4	1	1	0	2
LLOYD G	3.00	0-0	4	0	0	0/0	3.0	3.0	3	1	1	1	2
STOCKMAN P	4.26	0-0	3	1	0	0/0	0	6.1	5	3	3	2	6
STEPHENS J	5.51	0-2	3	3	0	0/0	0	16.1	20	10	10	3	10
ANDERSON C	5.79	0-1	2	2	0	0/0	0	9.1	16	8	6	1	5
BURNSIDE A	11.25	0-1	1	1	0	0/0	0	4.0	6	5	5	3	3
Totals	3.35	5-4	9	9	0	2/2	2	78.0	76	36	29	18	55

OCEANIA vs AFRICA PLAY OFFS

Prior to getting to the Olympic Games, Australia had to compete in and win the various qualifying tournaments. We had to defeat Guam in the Oceania Championship and then play against South Africa (African champion) in the Oceania vs Africa play offs.

Guam chose not to turn up to the Oceania Championship which resulted in their forfeit, thus leaving us to play South Africa. We proceeded to defeat South Africa in three straight games and claim 'eighth spot' in the Olympics.

The Team & Staff










Members of the team consisted of:

	Craig Anderson New South Wales Left-Hand Pitcher		Tom Becker South Australia Right-Hand Pitcher		Simon Beresford Victoria Right-Hand Pitcher
	Peter Bevis Queensland Right-Hand Pitcher		Tom Brice South Australia Outfielder		James Darby New South Wales Right-Hand Pitcher



 Trent Durrington Queensland Infielder	 Gavin Fingleson New South Wales Infielder	 Luke Hughes Western Australia Infielder
 Nick Kimpton ACT Outfielder	 Brendan Kingman New South Wales Infielder	 Craig Lewis New South Wales Infielder
 David Nilsson Queensland Catcher	 Trent Oeltjen New South Wales Outfielder	 Chris Oxspring New South Wales Right-Hand Pitcher
 Brett Roneberg Queensland Outfielder	 Ryan Rowland-Smith New South Wales Left-Hand Pitcher	 John Stephens New South Wales Right-Hand Pitcher
 Philip Stockman Queensland Right-Hand Pitcher	 Richard Thompson New South Wales Right-Hand Pitcher	 David Thorne New South Wales Right-Hand Pitcher
 Rodney van Buizen New South Wales Infielder	 Ben Wigmore South Australia Catcher	 Glenn Williams New South Wales Infielder

Team staff consisted of:

 Jon Deeble Victoria Head Coach	 Tony Harris South Australia On-Field Coordinator	 Philip Dale Victoria Pitching Coach
 Paul Elliott New South Wales Assistant Coach	 Peter Gahan Queensland Assistant Coach	 Bruce Rawson Queensland Physiotherapist
 Dr Philip Jauncey Queensland Psychologist	 David Nagy New South Wales Executive Officer	 Andrew Utting Queensland Assistant Coach

The Game Results

GAME 1 - 5 FEBRUARY 2004													
Score By Innings											R	H	E
Australia	0	0	0	0	1	3	2	0	2	-	8	10	1
South Africa	0	0	0	0	1	0	0	0	0	-	1	4	2



GAME 2 - 6 FEBRUARY 2004														
Score By Innings											R	H	E	
South Africa	0	0	0	0	0	1	0	3	0	-		4	8	2
Australia	0	0	0	3	0	0	3	0	X	-		6	4	2

GAME 3 - 7 FEBRUARY 2004														
Score By Innings											R	H	E	
Australia	2	7	0	0	2	0	2	-				13	11	1
South Africa	1	0	0	0	0	0	0	-				1	4	2

The Team's Statistics

BATTING PLAYER	AVG	GP-GS	AB	R	H	2B	3B	HR	RBI	TB	SLG%	BB
NILSSON, D	.500	3-3	4	4	2	1	0	1	3	6	1.500	7
FINGLESON, G	.429	3-2	7	3	3	3	0	0	1	6	.857	1
VAN BUIZEN, R	.375	2-2	8	1	3	0	0	0	0	3	.375	0
DURRINGTON, T	.364	3-3	11	3	4	2	0	1	5	9	.818	3
KINGMAN, B	.333	2-0	3	0	1	1	0	0	2	2	.667	0
RONEBERG, B	.308	3-3	13	2	4	3	0	0	2	7	.538	2
WILLIAMS, G	.250	3-3	12	2	3	2	0	1	7	8	.667	0
HUGHES, L	.250	3-1	4	1	1	0	0	0	1	1	.250	0
WIGMORE, B	.200	3-2	5	3	1	0	0	1	2	4	.800	2
BRICE, T	.167	2-2	6	3	1	0	0	0	0	1	.167	2
LEWIS, C	.100	3-3	10	1	1	1	0	0	2	2	.200	0
OELTJEN, T	.100	3-2	10	1	1	1	0	0	0	2	.200	0
KIMPTON, N	.000	2-1	4	3	0	0	0	0	0	0	.000	1
Totals	.258	3-3	97	27	25	14	0	4	25	51	.526	18

PITCHING PLAYER	ERA	W-L	APP	GS	CG	SHO/CRO	SV	IP	H	R	ER	BB	SO
BERESFORD, S	0.00	1-0	1	1	0	0/0	0	5.0	2	0	0	0	3
BECKER, T	0.00	0-0	1	0	0	0/0	0	2.0	1	0	0	1	1
THORNE, D	0.00	0-0	1	0	0	0/0	0	2.0	1	0	0	1	3
STOCKMAN, P	0.00	0-0	1	0	0	0/0	0	1.0	0	0	0	0	1
BEVIS, P J	0.00	0-0	1	0	0	0/0	1	1.0	1	0	0	0	0
DARBY, J	0.00	0-0	1	0	0	0/0	0	1.0	0	0	0	1	2
STEPHENS, J	0.00	1-0	1	0	0	0/0	0	1.0	0	0	0	0	1
OXSPRING, C	1.80	1-0	1	1	0	0/0	0	5.0	2	1	1	0	9
ANDERSON, C	3.00	0-0	1	1	0	0/0	0	3.0	4	1	1	0	5
THOMPSON, R	4.50	0-0	2	0	0	0/0	0	2.0	2	1	1	0	0
ROWLAND-SMITH, R	13.50	0-0	1	0	0	0/0	0	2.0	3	3	3	1	2
Totals	2.16	3-0	3	3	0	0/0	1	25.0	16	6	6	4	27

NATIONAL 'AA' PROGRAM

In August 2003 the AA national team participated in the XI World AA Baseball Championship staged in Kaohsiung, Taiwan from 8 to 17 August.

The team was selected out of the 2003 MLBAAP and was primed and ready to stage an assault on the various other international teams competing in the Championship.

The team ultimately achieved a fourth placing result, just missing out on the Bronze medal which was lost to Cuba 10-9. However, a great effort was made by the team.
















Final Standings

- | | |
|----------------------------------|--------------------------|
| First – United States of America | Sixth – Japan |
| Second – Chinese Taipei | Seventh – Czech Republic |
| Third – Cuba | Eighth – South Africa |
| Fourth – Australia | Ninth – Indonesia |
| Fifth - Korea | |










The Team & Staff

Members of the team consisted of:

	Adam Courcha Western Australia Catcher / Outfielder		Jeremy Cresswell South Australia Infielder		Allan de San Miguel Western Australia Utility
	Tim Dellwo Victoria Left-hand Pitcher		Daniel Glynn New South Wales Infielder		Murray Hopley Queensland Infielder
	Greg Kollios New South Wales Infielder		Matthew Lawman Victoria Infielder		Mitchell Morrisby New South Wales Right-hand Pitcher
	Jason Morriss Queensland Outfielder		Jay Nilsson Queensland Infielder		Joel Ricketts Victoria Right-hand Pitcher
	Daniel Schmidt Western Australia Left-hand Pitcher		Joshua Spence Victoria Left-hand Pitcher		Mitchell Thomson Queensland Infielder
	Aaron Thorne New South Wales Right-hand Pitcher		Brad Tippett New South Wales Right-hand Pitcher		Matthew Williams New South Wales Right-hand Pitcher

Team staff consisted of:

	David Nilsson Queensland Head Coach		Don Kyle Western Australia Assistant Coach		Damian Shanahan ACT Assistant Coach
	Tim Ballard Victoria Pitching Coach		Neil Barrowcliff New South Wales Executive Officer		Hardy Sattler Queensland Physiotherapist
	Ross Picot New South Wales Umpire				



The Game Results

GAME 1 - 9 August 2003 Australia vs Cuba														
Team	1	2	3	4	5	6	7	8	9	R	H	E	DP	LOB
Cuba	0	0	0	3	5	0	0	1	1	10	12	3	1	5
Australia	0	1	0	0	2	1	0	0	0	4	8			

GAME 2 - 10 August 2003 Australia vs Indonesia													
Team	1	2	3	4	5	6	7	R	H	E	DP	LOB	
Australia	5	13	10	7	13	0	1	49	39	2	2	11	
Indonesia	0	0	0	0	1	1	0	2	2	12	0	4	

GAME 3 - 11 & 12 August 2003 Australia vs Korea														
Team	1	2	3	4	5	6	7	8	9	R	H	E	DP	LOB
Australia	0	1	1	1	0	0	4	0	0	7	11	1	2	10
Korea	1	1	0	1	0	0	0	1	0	4	8	5	1	8

GAME 4 - 14 August 2003 Australia vs USA													
Team	1	2	3	4	5	6	7	R	H	E	DP	LOB	
Australia	2	0	0	0	0	2	0	4	9	0	1	7	
USA	1	2	0	3	6	3	x	15	14	1	2	7	

GAME 5 - 16 August 2003 Australia vs Chinese Taipei												
Team	1	2	3	4	5	6	7	8	9	R	H	E
Australia	0	2	0	0	0	0	0	0	0	2	9	5
Chinese Taipei	3	0	0	1	2	0	0	3	x	9	12	0

GAME 6 Semi Final - 16 August 2003 Australia vs Chinese Taipei												
Team	1	2	3	4	5	6	7	8	9	R	H	E
Australia	0	1	0	1	1	0	0	0	0	3	11	0
Chinese Taipei	0	0	1	1	0	0	1	3	x	6	16	0

GAME 7 Bronze Medal Game - 17 August 2003 Australia vs Cuba												
Team	1	2	3	4	5	6	7	8	9	R	H	E
Australia	0	0	0	0	6	1	0	2	0	9	12	4
Cuba	0	3	0	0	2	2	1	2	x	10	12	1

The Team's Statistics

BATTING PLAYER	PA	AB	R	H	Ave	2B	3B	Slug	GD	SH	SF	BB	IB	HP	SB	CS	K	RBI	OB
COURCHA, A	24	19	6	8	.421	3		.579				4		1			2	6	.542
CRESSWELL, J	28	26	6	9	.346			.346	1			2			1		1	2	.393
DE SAN MIGUEL, A	25	24	1	9	.375	2		.458				1					3	3	.400
DELLWO, T	5	5	4	2	.400	1		.600											.400
GLYNN, D	29	24	10	9	.375	2		.458	2			3		2				8	.483
HOPLEY, M	32	29	5	10	.345	2	1	.483				2					3	5	.375
KOLLIOS, G	27	23	8	11	.478	3		.609	1			4	1		3		5	3	.593
LAWMAN, M	18	16	7	7	.438	4	1	.813	1		1	1		1			2	4	.500
MORRISBY, M	5	4	2	3	.750	3		1.500				1					1	5	.800
MORRISS, J	28	22	6	9	.409	2	1	.591		1		2		1	2		1	5	.429
NILSSON, J	28	24	8	6	.250	2	1	.417				2		2		2	8	6	.357
RICKETTS, J	7	5	1		.000			.000	1			1					1	1	.143
SCHMIDT, D	6	5	3		.000			.000				1					2		.167
SPENCE, J	9	7	4	3	.429			.429				2					2	5	.556
THOMSON, M	29	26	5	8	.308			.308	2			3			1		4	7	.379
THORNE, A	4	4			.000			.000	1								1		.000
TIPPETT, B	9	8		2	.250			.250									4		.222
WILLIAMS, M	6	4	2	3	.750			.750		1		2						3	.833
Totals	320	276	78	99	.359	24	4	.475	9	2	1	31	1	7	7	2	40	65	.431



PITCHING PLAYER	GP	ST	C	R	FR	W	L	IP	BF	AB	R	ER	ERA	H	2B	3B	HR	BB	K	WP
DE SAN MIGUEL, A	1					1		2.0	7	6								1	1	
DELLWO, T	3			1	2			3.1	15	11	3	3	8.71	2	1			3	1	1
MORRISBY, M	3			1	2			2.0	18	15	9	9	40.50	9	3	2		3	2	1
RICKETTS, J	2	1					1	8.0	37	32	6	2	2.25	8	1	1		4	5	
SCHMIDT, D	2	1		2				4.0	20	17	5	5	11.25	9				3	1	1
SPENCE, J	3		1	1	1	1	1	9.2	47	44	9	9	8.80	16	1			2	4	1
THORNE, A	1			1				2.0	11	9	2		.00	1				2	3	
TIPPETT, B	2	2					1	12.0	56	50	6	6	4.50	17	2	1	1	3	6	1
WILLIAMS, M	3	1	1				2	12.0	57	50	16	13	9.75	14	6	1	1	5	2	1
Totals	7	5	2	6	5	2	5	55.0	268	234	56	47	7.69	76	14	5	2	26	25	6

NATIONAL 'AAA' PROGRAM



















In the absence of a World Championship and a suitable international tournament, the national AAA team participated in the Gold Coast Friendship Series staged at the Palm Meadows Baseball Complex from 7 to 10 August 2003.

This tournament has proven to be beneficial over the last few years, providing extra games for the respective national team that does not have a World Championship to compete in that year.

Coming off six weeks of an intensive playing program at the MLBAAP, the AAA national team proved to be too strong for their opponents and won the tournament.

The Team and Staff

The 2003 AAA national team consisted of:

	James Albury Queensland Pitcher		Joshua Davies Victoria Infielder		Mitchell Graham Western Australia Infielder
	Bradley Harman Victoria Infielder		Ryan Hastie Western Australia Infielder		Donovan Hendricks Western Australia Pitcher
	Ross Hipke Victoria Pitcher		David Holland Queensland Pitcher		Tim Kennelly Victoria Outfielder
	Shane Lindsay Victoria Pitcher		Royce Milmlow New South Wales Pitcher		Joel Naughton Queensland Catcher
	Drew Naylor Queensland Pitcher		Tom O'Gorman New South Wales Outfielder		Dylan Peacock Western Australia Pitcher
	Brendan Wilson Victoria Pitcher		Bradley Wise Western Australia Pitcher		Rodney Wodson Queensland Pitcher



Team staff consists of:



The Game Results

Game 1: 7 August 2003							
Australia AAA 12 vs American Eagles 2							
Team							
Australia AAA	401	214	-	12	10	2	
American Eagles	000	200	-	2	4	10	

Game 2: 8 August 2003							
Australia AAA 13 vs Queensland Academy 0							
Team							
QLD Academy	000	000	0	-	0	3	3
Australia AAA	003	(10)	0	-	13	11	0

Game 3: 9 August 2003							
Australia AAA 3 vs Gold Coast 4							
Team							
Gold Coast	010	201	0	-	4	5	1
Australia AAA	100	002	0	-	3	6	1

Game 4: 10 August 2003							
Australia AAA 8 vs American Eagles 0							
Team							
American Eagles	000	000	0	-	0	3	0
Australia AAA	510	101	0	-	8	12	0




















CAL RIPKEN PROGRAM

The Cal Ripken program has become an important part of our overall High Performance plan. It provides the opportunity to conduct comprehensive early talent identification and get our most talented junior players into the representative system at an early age. We are already seeing the results of this program with a number of the inaugural Cal Ripken team now being regulars in our AA national team.

The 2003 Cal Ripken team was easily the most successful yet. The team played many competitive games and ultimately secured second place in the international division.



The Team and Staff

	Bob Nilson Queensland Head Coach		Greg Kent Assistant Coach		Jason Hewitt Assistant Coach
	Keith Land Executive Officer		David Arnold Queensland		Michael Arnold Queensland
	John Blaskett Victoria		Oliver Box Victoria		Dale Brown Western Australia
	Andrew Callaghan New South Wales		Joshua Collis Victoria		Christopher Doyle South Australia
	Jamie Gianchou ACT		David Kandilas New South Wales		Chris Lamb Queensland
	Brenton Nahirny New South Wales		Mitchell Nilsson Queensland		Adam Spencer New South Wales
	James Vergos New South Wales				

Standings

STANDINGS				
	Played	Won	Loss	Average
INTERNATIONAL				
Mexico	7	7	0	1.000
Australia	6	3	3	0.500
Dominican Republic	5	2	3	0.400
Canada	5	2	3	0.400
Korea	4	0	4	0.000
AMERICAN				
Hilo	7	6	0	0.858
West Linn	6	3	3	0.500
Upper Montgomery	4	2	2	0.500
Sylvan Hills	4	1	3	0.250
Keene	4	0	4	0.000
NATIONAL				
Glen Allen	5	4	1	0.800
Lexington	5	3	2	0.600
Egg Harbor	4	1	3	0.250
Scott County	4	1	3	0.250
Aberdeen	4	0	4	0.000



Awards Presented to Australia

Following each championship game, awards were presented to outstanding players. International and United States All World Series and All-Defensive teams were created to honour All Star players from each of the teams. Awards presented to Australian players were as follows:

International All Defensive Team – Joshua Collis (Vic), Shortstop
 International All World Series Team – Jamie Gianchou (ACT), Outfielder
 International All Defensive Team – David Arnold (QLD), Third Base

NATIONAL WOMEN'S PROGRAM

The 2003 Women's World Series was originally scheduled to be staged in Uozu City, Japan, however, the Japanese Government cancelled the tournament due to the SARS epidemic. Fortunately, the ABF was in a position to be able to host the Series and agreed to do so at the last minute.

Three teams participated in the Series (Australia, United States of America and Japan) which was staged at the Palm Meadows Baseball Complex on the Gold Coast from 25 to 30 August 2003.

The Series ended up being a two horse race with Australia and Japan fighting it out for international women's baseball supremacy. Japan claimed the title, defeating Australia 4-1 in the Final.

The Team and Staff

Name	State	Position
BELL, Justene	QLD	Pitcher
BILBY, Danielle	NSW	Infielder
BINKS, Emma	VIC	Pitcher
CAIN, Nicole	VIC	Outfielder
GOSSTRAY, Narelle	NSW	Infielder
HAMILTON, Samantha	VIC	Infielder
HOUGH, Jade	VIC	Infielder
LEE, Deanne	VIC	Outfielder
LEHANE, Kerron	WA	Pitcher
LILLYWHITE, Shae	VIC	Infielder
PASSLOW, Kathryn	VIC	Catcher
SEXTON, Karina	QLD	Infielder
SHEEHAN, Kerrie	NSW	Outfielder
STOKES, Terina	VIC	Pitcher
STRAUMIETIS, Renee	NSW	Infielder
VELLA, Loren	NSW	Infielder
WEARNE, Simone	VIC	Pitcher
WHITAKER, Melissa	VIC	Infielder
WHITTAM, Clare	VIC	Outfielder
MARCAKIS, Warwick	VIC	Head Coach
LONGSTAFF, Kane	VIC	Assistant Coach
SMITH, Shaun	NSW	Pitching Coach
LISTER, Jodie	WA	Executive Officer
GRIFFITHS, Denise	WA	Executive Officer

Game 1

	Team	1	2	3	4	5	6	7	8	R	H	E
V	Japan	1	0	0	4	0	1	0	0	6	8	2
H	Australia	1	0	0	0	3	0	2	1	7	5	2

Game 2

	Team	1	2	3	4	5	6	7	8	R	H	E
V	Australia	0	1	0	0	0	1	0	1	3		
H	USA	0	0	0	0	0	0	2	0	2		



Game 3

	Team	1	2	3	4	5	6	7	8	R	H	E
V	Australia	1	0	0	6	1	0	2		10	7	2
H	Japan	1	1	2	3	1	0	1		9	10	0

Game 4

	Team	1	2	3	4	5	6	7	8	R	H	E
V	Australia	2	0	7	0	0	1	3		13	7	1
H	USA	1	0	3	1	1	0	1		7	13	3

Game 5

	Team	1	2	3	4	5	6	7	8	R	H	E
V	Japan	0	2	4	3	0	1	0		10	12	1
H	Australia	0	0	0	2	0	0	0		2	7	3

Game 6

	Team	1	2	3	4	5	6	7	8	R	H	E
V	USA	1	3	0	0	1	3	0		8	11	2
H	Australia	4	1	0	1	0	0	0		6	15	5

Game 7 - Final

	Team	1	2	3	4	5	6	7	8	R	H	E
V	Japan	22	0	0	2	0	0	0		4	6	2
H	Australia	0	0	0	0	1	0	0		1	4	3

The Team's Statistics

BATTING PLAYER	AVG	GP-GS	AB	R	H	2B	3B	HR	RBI	TB	SLG%	BB	HB P	SO	GD P	OB%	SF	SH	SB-ATT	PO	A	E	FLD%
CAIN, N	.714	5-4	14	4	10	2	0	0	8	12	.857	5	0	1	0	.750	1	0	5-6	6	2	0	1.000
SHEEHAN, K	.444	5-5	18	4	8	2	2	0	8	14	.778	1	1	0	0	.476	1	0	1-1	17	1	0	1.000
LILLYWHITE, S	.438	5-5	16	9	7	0	0	0	0	7	.438	6	1	1	0	.609	0	0	3-3	11	16	2	.931
STRAUMIETIS, R	.375	2-2	8	1	3	1	0	0	2	4	.500	0	0	2	0	.375	0	0	0-0	1	8	1	.900
LEE, D	.333	6-5	15	7	5	2	0	0	4	7	.467	7	0	1	1	.545	0	0	3-3	3	0	1	.750
VELLA, L	.286	2-2	7	2	2	0	0	0	1	2	.286	0	0	1	0	.286	0	0	1-1	2	4	0	1.000
BILBY, D	.267	5-5	15	2	4	1	0	0	1	5	.333	4	0	1	0	.421	0	0	2-2	7	0	1	.875
BINKS, E	.250	2-1	4	1	1	1	0	0	1	2	.500	0	0	0	0	.250	0	0	0-0	15	0	1	.938
GOSSTRAY, N	.167	4-4	12	3	2	0	0	0	1	2	.167	2	1	4	0	.333	0	0	1-1	4	10	2	.875
PASSLOW, K	.167	6-4	12	2	2	0	0	0	2	2	.167	2	0	3	0	.286	0	0	1-1	11	2	1	.929
WHITAKER, M	.154	6-4	13	2	2	0	0	0	1	2	.154	2	1	1	1	.312	0	0	1-1	4	8	3	.800
HOUGH, J	.154	6-4	13	1	2	0	0	0	2	2	.154	1	0	1	0	.214	0	0	3-4	7	4	3	.786
WHITTAM, C	.143	3-3	7	1	1	1	0	0	2	2	.286	2	1	1	0	.400	0	0	0-0	0	0	0	.000
HAMILTON, S	.000	5-5	17	2	0	0	0	0	0	0	.000	3	1	2	0	.190	0	0	1-1	43	3	0	1.000
SEXTON, K	.000	1-1	3	0	0	0	0	0	0	0	.000	0	0	0	0	.000	0	0	0-0	1	2	0	1.000
BELL, J	.000	1-0	1	0	0	0	0	0	1	0	.000	0	0	0	0	.000	0	0	0-0	0	1	0	1.000
Totals	.280	6-6	175	41	49	10	2	0	34	63	.360	35	6	19	2	.413	2	0	22-24	132	67	15	.930



PITCHING PLAYER	ERA	W-L	APP	GS	CG	SHO/CBO	SV	IP	H	R	ER	BB	SO	2B	3B	HR	AB	B/Av g	WP	HBP	BK	SFA	SH A
WEARNE, S	1.29	0-0	2	1	0	0/0	0	7.0	11	1	1	1	2	1	0	0	28	.393	0	0	0	0	1
STOKES, T	4.50	2-0	3	1	0	0/0	0	4.0	2	3	2	3	0	0	0	0	12	.167	0	0	0	0	2
BINKS, E	5.40	1-0	2	1	0	0/0	0	5.0	10	4	3	0	4	2	0	0	26	.385	0	0	0	0	0
VELLA, L	5.79	0-1	2	0	0	0/0	0	4.2	5	4	3	3	2	1	1	0	18	.278	0	1	0	1	0
LEHANE, K	6.48	0-0	2	2	0	0/0	0	8.1	15	12	6	2	1	2	0	0	43	.349	1	0	1	0	0
SEXTON, K	7.20	1-0	2	0	0	0/0	0	5.0	7	5	4	4	4	2	0	0	21	.333	0	1	0	0	0
STRAUMEITIS, R	7.20	0-0	2	1	0	0/0	0	5.0	11	5	4	1	4	2	1	0	24	.458	2	0	0	0	0
BELL, J	9.00	0-1	2	0	0	0/0	0	5.0	5	8	5	6	1	2	0	0	19	.263	2	0	0	0	2
Totals	5.73	4-2	6	6	0	0/0	0	44.0	66	42	28	20	18	12	2	0	191	.346	5	2	1	1	5

CLAXTON SHIELD

Following on from the success of the 2003 Claxton Shield, the Board of the ABF awarded the hosting rights of both the 2004 and 2005 Claxton Shield tournaments to NSW Baseball League.

The 2004 Claxton Shield was staged at Blacktown Olympic Park in Sydney from 18 to 24 January 2004. With the success of the 2003 Claxton Shield fresh in everyone's mind, there were high expectations to live up to. Fortunately, the 2004 tournament lived up to, if not exceeded, all of those expectations.

On the field, the athletic talent of the players was inspiring, the level of competition amongst the States was very close and the overall entertainment value for the fans was excellent.

Off the field, a major sponsor in LG Electronics was secured, spectator numbers increased again from the previous year and operations were conducted very professionally.

New South Wales proved to be too strong, winning the tournament by defeating 2003 Champions Queensland in the Final and taking hold of the Claxton Shield for the next 12 months.

Final Standings

- First – New South Wales
- Second – Queensland
- Third – South Australia
- Fourth – Western Australia
- Fifth – Australian Provincial
- Sixth – Victoria

Individual Award Winners

- Helms Award – Brett Roneberg (QLD)
- Batting Champion – Ben Wigmore (SA)
- Pitching Champion – Chris Oxspring (NSW)
- Golden Glove – Luke Hughes (WA)
- Final MVP – Trent Oeltjen (NSW)





CLAXTON SHIELD AWARD WINNERS

YEAR	STATE	YEAR	STATE
1934	South Australia (in SA)	1980	South Australia
1935	South Australia (in VIC)	1981	Victoria
1936	South Australia (in NSW)	1982	Queensland (in NSW)
1937	New South Wales (in SA)	1983	Queensland (in WA)
1938	New South Wales (in WA)	1984	Victoria
1939	New South Wales (in VIC)	1985	Western Australia
1940-45	Series Suspended	1986	Victoria
1946	New South Wales	1987	Queensland
1947	Victoria	1988	New South Wales
1948	Victoria	ABL NATIONAL CHAMPIONSHIP	
1949	Victoria	1989/90	Waverley Reds
1950	New South Wales (in NSW)	1990/91	Perth Heat
1951	New South Wales (in SA)	1991/92	Daikyo Dolphins
1952	Western Australia (in WA)	1992/93	Melbourne Monarchs
1953	New South Wales (in QLD)	1993/94	Brisbane Bandits
1954	Victoria (in VIC)	1994/95	Waverley Reds
1955	New South Wales (in NSW)	1995/96	Sydney Blues
1956	Victoria	1996/97	Perth Heat
1957	South Australia (in WA)	1997/98	Melbourne Monarchs
1958	Victoria (in QLD)	1998/99	Gold Coast Cougars
1959	South Australia (in VIC)	1999/2000	Western Heelers (in QLD)
1960	South Australia	ABF CLAXTON SHIELD	
1961	South Australia (in SA)	2000/01	
1962	Victoria (in WA)	2001/02	Victorian Aces (VIC)
1963	New South Wales (in QLD)	2002/03	Queensland Rams (NSW)
1964	South Australia (in VIC)	2003/04	New South Wales (NSW)
1965	Victoria (in NSW)		
1966	South Australia (in SA)		
1967	South Australia (in WA)		
1968	Victoria (in QLD)		
1969	South Australia (in VIC)		
1970	South Australia (in NSW)		
1971	South Australia		
1972	Victoria (in QLD)		
1973	Victoria (in WA)		
1974	Victoria (in VIC)		
1975	Western Australia (in NSW)		
1976	South Australia (in SA)		
1977	Western Australia		
1978	Western Australia		
1979	Western Australia		



UNDER 18 NATIONAL YOUTH CHAMPIONSHIP

The 2004 Under 18 National Youth Championship was staged at the Geelong Baseball Centre, Victoria, from 4 to 13 January.

Under the supervision of experienced baseball administrator Les Flower, the Championship was conducted in a professional manner, with no major operational problems arising.

The home State team Victoria came away winners of the Championship and secured the Jim Brown Shield for 2004.

Final Standings

- First - Victoria
- Second - Western Australia
- Third - Queensland
- Fourth - New South Wales Country
- Fifth - New South Wales
- Sixth - South Australia
- Seventh – Victorian Provincial
- Eighth – Territories

Under 18 National Youth Championship Jim Brown Shield Winners

YEAR	STATE	YEAR	STATE
1938	South Australia	1970	
1939	New South Wales	1971	Victoria
1940	New South Wales	1972	New South Wales
1941		1973	New South Wales
1942		1974	Victoria
1943		1975	Victoria
1944		1976	Victoria
1945		1977	Victoria
1946		1978	Victoria
1947	South Australia	1979	Victoria
1948	South Australia	1980	Victoria
1949	South Australia	1981	South Australia
1950	Victoria	1982	Victoria
1951	New South Wales	1983	South Australia
1952	South Australia	1984	Victoria
1953	South Australia	1985	Victoria
1954	South Australia	1986	Queensland
1955	Victoria	1987	New South Wales
1956	South Australia	1988	South Australia
1957	Victoria	1989	Victoria
1958	South Australia	1990	New South Wales
1959	South Australia	1991	Western Australia
1960	South Australia	1992	Victoria
1961	Victoria	1993	Victoria
1962	South Australia	1994	New South Wales
1967	Victoria	1995	New South Wales (in SA)
1968	New South Wales	1996	Queensland (in NSW)
1969	Victoria	1997	New South Wales (in NT)



YEAR	STATE	YEAR	STATE
1998	New South Wales (in QLD)	2002	New South Wales (VIC)
1999	New South Wales (in SA)	2003	Victoria (in ACT)
2000	Victoria (in West Stirling)	2004	Victoria (in VIC)
2001	New South Wales (in NSW)		

UNDER 16 NATIONAL YOUTH CHAMPIONSHIP

The Under 16 National Youth Championship, hosted by Baseball Queensland and Redlands Baseball Inc, was staged at the Redlands Baseball Complex from 4 to 13 January 2004.

The organising committee put together a fantastic tournament for all involved.

As their older age group team had done, the Victorians overpowered their opponents and claimed the title of 2004 Under 16 National Youth Champions.

Final Standings

- First - Victoria
- Second - Queensland
- Third – Country New South Wales
- Fourth – Western Australia
- Fifth - New South Wales
- Sixth – South Australia
- Seventh - Territories
- Eighth – Victorian Provincial

Under 16 National Youth Championship Keith Cant Trophy Winners

YEAR	STATE	YEAR	STATE
1978	South Australia (in WA)	1992	Victoria (in NSW)
1979	South Australia (in QLD)	1993	New South Wales (in NT)
1980	Victoria (in NSW)	1994	Victoria (in QLD)
1981	New South Wales (in VIC)	1995	New South Wales (in VIC)
1982	New South Wales (in WA)	1996	New South Wales (in WA)
1983	New South Wales (in NSW)	1997	New South Wales (in VIC)
1984	Queensland (in ACT)	1998	New South Wales (in ACT)
1985	Victoria (in NT)	1999	Western Australia (in NT)
1986	Western Australia (in WA)	2000	New South Wales (in QLD)
1987	New South Wales (in QLD)	2001	Victoria (in SA)
1988	New South Wales (in VIC)	2002	New South Wales (in WA)
1989	Victoria (in SA)	2003	Queensland (in NSW)
1990	Western Australia (in WA)	2004	Victoria (in QLD)
1991	Western Australia (in SA)		

UNDER 14 NATIONAL YOUTH CHAMPIONSHIP

The 2004 Under 14 National Youth Championship, hosted by Mt Gambier and District Baseball League and SA Baseball League, was staged at Mt Gambier, South Australia, from 4 to 11 January 2004.

The Mt Gambier and District Baseball League and SA Baseball League did a wonderful job of coordinating the Championship.

Finishing off a dominating year for their State, Victoria was victorious once again, giving Victoria a clean sweep of all three National Youth Championships.



Final Standings

- First - Victoria
- Second - Queensland
- Third - New South Wales
- Fourth - Victoria Provincial
- Fifth - Western Australia
- Sixth - Territories
- Seventh - South Australia
- Eighth - Country NSW

Under 14 National Youth Championship Dave Roberts Trophy Winners

YEAR	STATE	YEAR	STATE
1978	Victoria (in WA)	1992	New South Wales (in WA)
1979	New South Wales (in SA)	1993	New South Wales (in SA)
1980	New South Wales (in WA)	1994	Victoria (in NSW)
1981	Victoria (in NSW)	1995	Western Australia (in NT)
1982	Western Australia (in QLD)	1996	Western Australia (in NSW)
1983	South Australia (in VIC)	1997	New South Wales (in SA)
1984	South Perth (in SA)	1998	Victoria (in WA)
1985	Cumberland (in NSW)	1999	New South Wales (in NSW)
1986	Waverley (in SA)	2000	Western Australia (in VIC)
1987	Waverley (in WA)	2001	Victoria (in ACT)
1988	Waverley (in NT)	2002	Victoria (in QLD)
1989		2003	New South Wales (in NT)
1990	New South Wales (in VIC)	2004	Victoria (in SA)
1991	Victoria (in ACT)		



Don Knapp
Baseball Operations Manager



Brett Pickett
National Programs Manager



NATIONAL LICENSING & MERCHANDISING PROGRAM

This year has been one of consolidation and review for the Program. Following the initial challenges encountered during the introduction of the Program, the first distribution of dividends to States was made last year. The Program now continues to look forward in its objectives of establishing unity for Baseball in Australia through a 'whole of sport' approach and providing an on-going financial return to the sport.

In November 2003 the Program was buoyed by the affirmation of universal support it received from all States at the annual Council meeting. This continues to underpin the commitment that the ABF has made as the custodian of the Program.

Financially, it is expected that the ABF will be in a position to again make a distribution to States from the Program. However, the amount of funds available for distribution is down from 2002 / 2003 and will be in the vicinity of \$10,500 to \$11,000. This decrease reflects lost revenue of just under \$6,000 which is attributable to a licensee that went into liquidation during the year.

In addition to the day-to-day management of the Program, BALME has undertaken an operational review of the Program over recent months. Representatives of BALME have visited New South Wales and Queensland licensees and State bodies. Feedback from the licensees and State bodies has highlighted a range of consistent themes in the operation of the Program, from items relating to compliance processes, program management, program communication, baseball operations (national and State level) and measures of quality for licensees.

A Program review report with a summary of issues and recommendations has since been lodged with the ABF for consideration. It is hoped that with the implementation of some, or all, of these recommendations that the Program will improve its value to members and licensees alike in the future.

Scott Dawes
BALME Representative



LICENSED SUPPLIERS

G T Sports Imports – Diamond Ace baseballs, major, minor and little league soft core leather and vinyl baseballs.



Madison Sports Pty Ltd – Louisville

baseballs.



Easton –Easton 700, 600 and 500

series baseballs and 700 winter baseballs.



Wilson Sporting Goods –A1010B baseballs.



Baseball World Australia K2 Baseball – Range of junior and senior baseballs and

full range of uniforms.



Greatrex Australia – Hyline senior baseballs 470 C and junior baseballs 450 C and full range of uniforms.



Ausport Sporting Goods – Range of junior and senior baseballs and full range of uniforms.



Fielders Choice –Tower brand baseballs and full range of uniforms.

Auswide Educational Services – Range of junior and senior baseballs.

Greenfly Pty Ltd – On Deck brand uniform pants only.



Sportswear Queensland – Full range of uniforms.



Ball Park Queensland – Full range of uniforms.



Emmsee Sportswear – Full range of uniforms.



Players First Pty Ltd TA Born to Play Sports Clothing – Full range of uniforms.



Triple Play – Full range of uniforms.

P S L Digital Screenprint – Full range of uniforms.



Excel Sportswear – Full range of uniforms.

Champion Sportswear – Full range of uniforms.



W B Sports Supplies – Full range of uniforms.



Rider Sportswear Pty Ltd – Full range of uniforms.



Fresh Nation Pty Ltd – A-Roo caps and full range of uniforms.



Hyper-Active Merchandising – Licensed caps only.




International Technology Ltd –
Extreme shades and sunglasses
and A-Roo product.



**Corporate Sports Management Pty
Ltd** – Licensed caps only – A-Roo
headwear.

Look Sharp Apparel – Full range of uniforms.



Tribe Clothing – Full range
of uniforms.

Red Dog Clothing – Full range of uniforms.

Jimmi Dexta Pty Ltd – Range of uniform items.

Athletic Kit – Australia – Full range of uniforms.

B & C Tackle Pty Ltd – Full range of uniforms.

Bulldog Sports – Full range of uniforms.



BALME Financials

Profit & Loss Statement 1/7/03 through 30/6/04

	\$
Income	
Licensing	50,854.10
Miscellaneous	3,159.32
Total Income	<u>54,013.42</u>
Cost of Sales	
Gross Profit	54,013.42
Gross	
Expenses	
Management Fees	80,000.00
Dividends to States	15,454.55
Miscellaneous	2,909.32
Legal & Accounting	45.45
Travel & Entertainment	410.18
Bank Fees	145.60
Total Expenses	<u>98,965.10</u>
Operating Profit	<u>(44,951.68)</u>
Other Income	
Other Expenses	
Net Surplus / (Deficit)	<u>(44,951.68)</u>

Balance Sheet As of June 2004

	\$
Assets	
Current Assets	
Cash on Hand	
Cheque Account	4,307.35
Total Cash on Hand	4,307.35
Pledges Receivable	20,993.88
Total Current Assets	<u>25,301.23</u>
Total Assets	<u>25,301.23</u>
Liabilities	
Current Liabilities	
GST Liabilities	
GST Collected	8,002.82
GST Paid	(7,172.84)
Total GST Liabilities	829.98
Total Current Liabilities	<u>829.98</u>
Total Liabilities	<u>829.98</u>
Net Assets	<u>24,471.25</u>
Equity	
Retained Earnings	69,422.93
Current Year Surplus / Deficit	<u>(44,951.68)</u>
Total Equity	<u>24,471.25</u>



BASEBALL AND COMMERCIAL PARTNERS

The Australian Baseball Federation wishes to extend its thanks to the following organisations for their support over the 2003 to 2004 year:

ACT Baseball Association	Queensland Academy of Sport
NSW Baseball League	NSW Institute of Sport
Country Baseball NSW	Victorian Institute of Sport
Baseball NT Inc	Mizuno
Baseball Queensland Inc	Hornet Communications
SA Baseball League	GT Sports Imports
SA Country Baseball Association	Madison Sports Pty Ltd
Baseball Victoria	Easton
Victorian Provincial Baseball League	Wilson Sporting Goods
Baseball WA	Baseball World – Australia K2 Baseball
International Baseball Federation	Greatrex Australia
Major League Baseball International	Ausport Sporting Goods
Major League Baseball Office of the Commissioner	Fielders Choice
Softball Australia	Greenfly Pty Ltd
Australian Sports Commission	Sportswear Queensland
Australian Institute of Sports	Ball Park Queensland
Australian Olympic Committee	Emmsee Sportswear
Australian Sports Drug Agency	Born to Play Sports
Blacktown Venue Management	Triple Play
Gold Coast City Council	P S L Digital Screenprint
Boronia Travel	H P Sports
Radisson Resort Gold Coast	Excel Sportswear
Delta Europcar	Champion Sportswear
Western Australia Institute of Sport	W B Sports Supplies
South Australian Sports Institute	Rider Sportswear Pty Ltd
ACT Academy of Sport	Fresh Nation Pty Ltd



Hyper-Active Merchandising
Corporate Sports Management Pty Ltd
International Technology Ltd
LG Electronics

Special thanks to Getty Images, supplier of Olympic photographs.